



**SCATTERGOOD  
& JOHNSON LTD**



Certificate number 734/95

ELECTRICAL ENGINEERING AND FLUID CONTROL DISTRIBUTORS

- \* Designed for most industrial applications
- \* Manufactured from Nickel Plated Brass
- \* Polyamide Insert
- \* Temperature range -30 °C to +100 °C
- \* IP68 protection at 5 bar

**Oskar Lapp**

**Earthing Cable Glands - type MSSC**



**NICKEL PLATED BRASS**

**EARTHING CABLE GLANDS**

Thread Size	Thread Length / mm	Outside Diameter / mm	Pack Quantity	Part No.	Price per Pack
M16	7	4.5 - 9.0	5	MSSC53112620/PK	£18.40
M20	8	7.0 - 12.5	5	MSSC53112630/PK	£21.25
M25	8	9.0 - 16.5	5	MSSC53112640/PK	£30.15
M32	9	11.0 - 21.0	2	MSSC53112650/PK	£15.45
M40	9	19.0 - 28.0	1	MSSC53112660/PK	£13.45
M50	10	27.0 - 35.0	1	MSSC53112670/PK	£26.60

**EMC LOCKNUTS (SCRAPING EARTH)**

Thread Size	Pack Quantity	Part No.	Price per Pack
M12	5	SMPE52103300/PK	£2.10
M16	5	SMPE52103310/PK	£2.80
M20	5	SMPE52103320/PK	£3.50
M25	5	SMPE52103330/PK	£4.90
M32	2	SMPE52103340/PK	£2.80
M40	1	SMPE52103350/PK	£2.65
M50	1	SMPE52103360/PK	£5.40

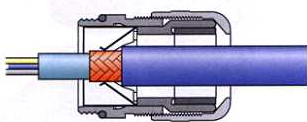


**STANDARD METAL LOCKNUTS**

Thread Size	Pack Quantity	Part No.	Price per Pack
M12	5	SMM52103000/PK	£1.00
M16	5	SMM52103010/PK	£1.65
M20	5	SMM52103020/PK	£2.00
M25	5	SMM52103030/PK	£2.75
M32	5	SMM52103040/PK	£4.00
M40	1	SMM52103050/PK	£1.50
M50	1	SMM52103060/PK	£2.70
M63	1	SMM52103070/PK	£3.85

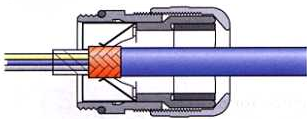


**METRIC THREAD**



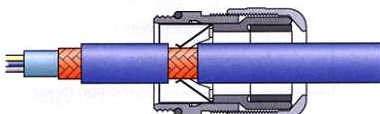
**Standard sheath**

Strip back the outer sheath and screen, make a round cut in the outer sheath approx. 15mm along but do not remove the sheath. Guide the cable through the cable gland, pull off the outer sheath. Pull back the cable until the connection is made between the cable screen and contact spring. Turn shut and it is ready for use.



**Thin wires without an inner sheath**

Strip back the outer sheath, pull back the screen braid approx. 15-20mm over the outer sheath. Insert the cables into the cable gland until the contact is made between the cable screen and contact spring. Turn shut and it is ready for use.



**Routing the cable screen to another connection**

Expose the screen braid approx. 10mm. Guide the cable through the cable gland until the connection is made between the cable screen and contact spring. Turn shut and it is ready for use.

<b>Leeds</b> Tel: 0113 243 0203	<b>Sheffield</b> Tel: 0114 243 1841	<b>Gateshead</b> Tel: 0191 460 2233	<b>Manchester</b> Tel: 0161 876 4337	<b>Glasgow</b> Tel: 0141 892 0166	<b>Walsall</b> Tel: 01922 403426
<b>email: sales@scatts.co.uk</b>			<b>web: www.scatts.co.uk</b>		