

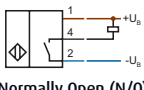


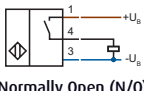
- * Nickel plated brass body (M8 versions are stainless steel)
- * Ingress Protection IP67 & IP69K with hex nut connector
- * Operating temperature -40°C to +70°C
- * LED status indicator
- * Short circuit and reverse polarity protection
- * Supplied complete with 2 body locknuts
- * Cables required for plug-in connection
- * CE, UL, CSA Approvals

E2A3 Extra Long Range Inductive Proximity Switches

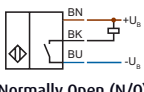


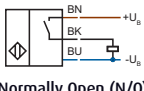
Short Body - M12 Plug-In Connection

| E2A3 Extra Long Range Inductive Proximity Switches 10 - 30V DC | | | | NPN | |
|--|-----------------|--------------------|-------------------|-----------|--------|
| Style | Part Number | Sensing Range (mm) | Installation Mode | Body Size | |
| | | | | Thread | Length |
|  <p>Normally Open (N/O)</p> | E2A3S08KS03M1C1 | 3 | Flush | M8 X 1.0 | 27 |
| | E2A3M12KS06M1C1 | 6 | | M12 X 1.0 | 34 |
| | E2A3M18KS11M1C1 | 11 | | M18 X 1.0 | 39 |
| | E2A3M30KS20M1C1 | 20 | | M30 X 1.5 | 44 |

| E2A3 Extra Long Range Inductive Proximity Switches 10 - 30V DC | | | | PNP | |
|--|-----------------|--------------------|-------------------|-----------|-------------|
| Style | Part Number | Sensing Range (mm) | Installation Mode | Body Size | |
| | | | | Thread | Length (mm) |
|  <p>Normally Open (N/O)</p> | E2A3S08KS03M1B1 | 3 | Flush | M8 X 1.0 | 27 |
| | E2A3M12KS06M1B1 | 6 | | M12 X 1.0 | 34 |
| | E2A3M18KS11M1B1 | 11 | | M18 X 1.0 | 39 |
| | E2A3M30KS20M1B1 | 20 | | M30 X 1.5 | 44 |

Short Body - 2m Pre-Cabled Connection

| E2A3 Extra Long Range Inductive Proximity Switches 10 - 30V DC | | | | NPN | |
|--|-----------------|--------------------|-------------------|-----------|-------------|
| Style | Part Number | Sensing Range (mm) | Installation Mode | Body Size | |
| | | | | Thread | Length (mm) |
|  <p>Normally Open (N/O)</p> | E2A3S08KS03WPC1 | 3 | Flush | M8 X 1.0 | 27 |
| | E2A3M12KS06WPC1 | 6 | | M12 X 1.0 | 34 |
| | E2A3M18KS11WPC1 | 11 | | M18 X 1.0 | 39 |
| | E2A3M30KS20WPC1 | 20 | | M30 X 1.5 | 44 |

| E2A3 Extra Long Range Inductive Proximity Switches 10 - 30V DC | | | | PNP | |
|--|-----------------|--------------------|-------------------|-----------|-------------|
| Style | Part Number | Sensing Range (mm) | Installation Mode | Body Size | |
| | | | | Thread | Length (mm) |
|  <p>Normally Open (N/O)</p> | E2A3S08KS03WPB1 | 3 | Flush | M8 X 1.0 | 27 |
| | E2A3M12KS06WPB1 | 6 | | M12 X 1.0 | 34 |
| | E2A3M18KS11WPB1 | 11 | | M18 X 1.0 | 39 |
| | E2A3M30KS20WPB1 | 20 | | M30 X 1.5 | 44 |

Leeds

Tel: 0113 243 0203

Sheffield

Tel: 0114 243 1841

Gateshead

Tel: 0191 460 2233

Manchester

Tel: 0161 876 4337

Glasgow

Tel: 0141 892 0166

Walsall

Tel: 01922 403 426

e-mail: sales@scatts.co.uk

web: www.scatts.co.uk