

## Fuse modular terminal block - USIG - 0920083


Please be informed that the data shown in this PDF Document is generated from our Online Catalog. Please find the complete data in the user's documentation. Our General Terms of Use for Downloads are valid (<http://phoenixcontact.com/download>)



Fuse modular terminal block, without fuse plug, fuse type: Glass / ceramics / ..., connection method: Screw connection, cross section: 0.5 mm<sup>2</sup>- 16 mm<sup>2</sup>, AWG: 20 - 6, nominal current: 10 A, nom. voltage: 500 V, width: 10.2 mm, fuse type: G / 5 x 20 / 5 x 25 / 5 x 30 / 6.3 x 32, mounting type: NS 35/7,5, NS 35/15, NS 32, color: black


**RoHS**

### Key Commercial Data

Packing unit	50 pc
GTIN	 4 017918 010133
GTIN	4017918010133
Weight per Piece (excluding packing)	26.800 g
Custom tariff number	85369095
Country of origin	Germany

### Technical data

#### General

Number of levels	1
Number of connections	2
Nominal cross section	16 mm <sup>2</sup>
Color	black
Insulating material	PA
Flammability rating according to UL 94	V0
Maximum power dissipation for nominal condition	2.43 W
Fuse	G / 5 x 20 / 5 x 25 / 5 x 30 / 6.3 x 32
Fuse type	Glass / ceramics / ...
Rated surge voltage	6 kV
Degree of pollution	3
Overvoltage category	III
Insulating material group	I
Connection in acc. with standard	IEC 60947-7-3

## Fuse modular terminal block - USIG - 0920083

### Technical data

#### General

Maximum load current	40 A (is determined by the fuse used)
Nominal current $I_N$	10 A
Nominal voltage $U_N$	500 V (As a fuse terminal block)
	500 V (As a disconnect terminal block)
Open side panel	No
Relative insulation material temperature index (Elec., UL 746 B)	130 °C
Temperature index of insulation material (DIN EN 60216-1 (VDE 0304-21))	130 °C
Static insulating material application in cold	-60 °C
Behavior in fire for rail vehicles (DIN 5510-2)	Test passed
Flame test method (DIN EN 60695-11-10)	V0
Oxygen index (DIN EN ISO 4589-2)	>32 %
NF F16-101, NF F10-102 Class I	2
NF F16-101, NF F10-102 Class F	2
Surface flammability NFPA 130 (ASTM E 162)	passed
Specific optical density of smoke NFPA 130 (ASTM E 662)	passed
Smoke gas toxicity NFPA 130 (SMP 800C)	passed
Calorimetric heat release NFPA 130 (ASTM E 1354)	28 MJ/kg
Fire protection for rail vehicles (DIN EN 45545-2) R22	HL 1 - HL 3
Fire protection for rail vehicles (DIN EN 45545-2) R23	HL 1 - HL 3
Fire protection for rail vehicles (DIN EN 45545-2) R24	HL 1 - HL 3
Fire protection for rail vehicles (DIN EN 45545-2) R26	HL 1 - HL 3

#### Dimensions

Width	10.2 mm
Length	61 mm
Height NS 35/7,5	51.6 mm
Height NS 35/15	59.1 mm
Height NS 32	56.6 mm

#### Connection data

Conductor cross section solid min.	0.5 mm <sup>2</sup>
Conductor cross section solid max.	16 mm <sup>2</sup>
Conductor cross section flexible min.	0.5 mm <sup>2</sup>
Conductor cross section flexible max.	16 mm <sup>2</sup>
Conductor cross section AWG min.	20
Conductor cross section AWG max.	6
Conductor cross section flexible, with ferrule without plastic sleeve min.	0.5 mm <sup>2</sup>
Conductor cross section flexible, with ferrule without plastic sleeve max.	16 mm <sup>2</sup>
Conductor cross section flexible, with ferrule with plastic sleeve min.	0.5 mm <sup>2</sup>
Conductor cross section flexible, with ferrule with plastic sleeve max.	10 mm <sup>2</sup>
Cross section with insertion bridge, solid max.	16 mm <sup>2</sup>

## Fuse modular terminal block - USIG - 0920083

### Technical data

#### Connection data

Cross section with insertion bridge, stranded max.	16 mm <sup>2</sup>
2 conductors with same cross section, solid min.	0.5 mm <sup>2</sup>
2 conductors with same cross section, solid max.	4 mm <sup>2</sup>
2 conductors with same cross section, stranded min.	0.5 mm <sup>2</sup>
2 conductors with same cross section, stranded max.	6 mm <sup>2</sup>
2 conductors with same cross section, stranded, ferrules without plastic sleeve, min.	0.5 mm <sup>2</sup>
2 conductors with same cross section, stranded, ferrules without plastic sleeve, max.	6 mm <sup>2</sup>
2 conductors with same cross section, stranded, TWIN ferrules with plastic sleeve, min.	0.5 mm <sup>2</sup>
2 conductors with same cross section, stranded, TWIN ferrules with plastic sleeve, max.	6 mm <sup>2</sup>
Cross section with insertion bridge, solid max.	16 mm <sup>2</sup>
Cross section with insertion bridge, stranded max.	16 mm <sup>2</sup>
Connection method	Screw connection
Stripping length	13 mm
Internal cylindrical gage	A5
Screw thread	M4
Tightening torque, min	1.5 Nm
Tightening torque max	1.8 Nm

#### Standards and Regulations

Connection in acc. with standard	CSA
	IEC 60947-7-3
Flammability rating according to UL 94	V0
Fire protection for rail vehicles (DIN EN 45545-2) R22	HL 1 - HL 3
Fire protection for rail vehicles (DIN EN 45545-2) R23	HL 1 - HL 3
Fire protection for rail vehicles (DIN EN 45545-2) R24	HL 1 - HL 3
Fire protection for rail vehicles (DIN EN 45545-2) R26	HL 1 - HL 3

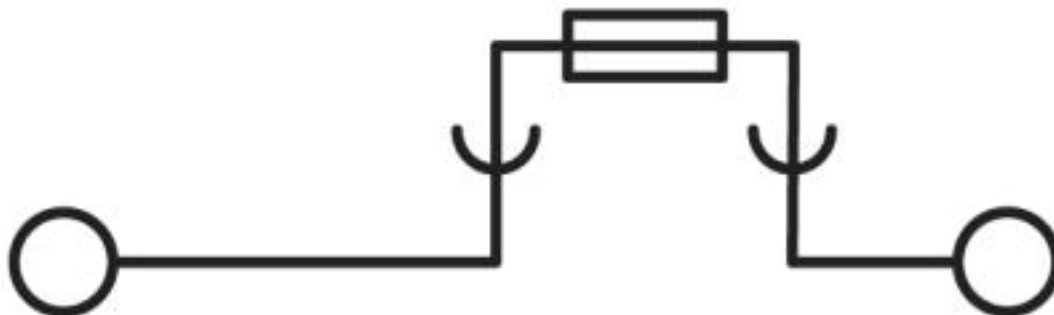
#### Environmental Product Compliance

China RoHS	Environmentally friendly use period: unlimited = EFUP-e
	No hazardous substances above threshold values

### Drawings

# Fuse modular terminal block - USIG - 0920083

Circuit diagram



## Classifications

### eCl@ss

eCl@ss 4.0	27141100
eCl@ss 4.1	27141100
eCl@ss 5.0	27141100
eCl@ss 5.1	27141100
eCl@ss 6.0	27141100
eCl@ss 7.0	27141116
eCl@ss 8.0	27141116
eCl@ss 9.0	27141116

### ETIM

ETIM 2.0	EC000899
ETIM 3.0	EC000899
ETIM 4.0	EC000899
ETIM 5.0	EC000899
ETIM 6.0	EC000899
ETIM 7.0	EC000899

### UNSPSC

UNSPSC 6.01	30211812
UNSPSC 7.0901	39121411
UNSPSC 11	39121411
UNSPSC 12.01	39121411
UNSPSC 13.2	39121410

## Approvals

### Approvals

Approvals


CSA / BV / UL Recognized / EAC

## Fuse modular terminal block - USIG - 0920083


### Approvals

Ex Approvals

### Approval details

CSA		<a href="http://www.csagroup.org/services-industries/product-listing/">http://www.csagroup.org/services-industries/product-listing/</a>	13631
Nominal voltage UN	600 V		
Nominal current IN	40 A		
mm <sup>2</sup> /AWG/kcmil	24-8		

BV		<a href="http://www.veristar.com/portal/veristarinfo/generalinfo/approved/approvedProducts/equipmentAndMaterials">http://www.veristar.com/portal/veristarinfo/generalinfo/approved/approvedProducts/equipmentAndMaterials</a>	05401/D0 BV
----	--	---	-------------

UL Recognized		<a href="http://database.ul.com/cgi-bin/XYV/template/LISEXT/1FRAME/index.htm">http://database.ul.com/cgi-bin/XYV/template/LISEXT/1FRAME/index.htm</a>	FILE E 60425
		C	
Nominal voltage UN	600 V		
Nominal current IN	40 A		
mm <sup>2</sup> /AWG/kcmil	18-8		

EAC		EAC-Zulassung	
-----	---	---------------	--



# SCATTERGOOD & JOHNSON LTD

ELECTRICAL ENGINEERING & FLUID CONTROL DISTRIBUTORS

Est.1899

At Scattergood & Johnson Ltd, we pride ourselves on being a technical distributor to specialist industries.

Working with a range of quality product suppliers across a number of specialist markets, we are not your average 'box shifter' - we are your technical and supply chain partner.

We fully support every product we sell - for free! Our internal team and external sales engineers can answer any product or application question, no matter the complexity.

Backing up this technical ability is a range of 50,000+ products available from stock for nationwide next day delivery (same day if required!), or you can collect what you need from any of our trade counters around the UK.

Select your specialist interest below to learn more about how we can help.



Online, In Branch and On the Road - Scattergood & Johnson Ltd, there when you need us.

# [www.scatts.co.uk](http://www.scatts.co.uk)