

High Current Connectors - UHV240-AS/AS - 2130046

Please be informed that the data shown in this PDF Document is generated from our Online Catalog. Please find the complete data in the user's documentation. Our General Terms of Use for Downloads are valid (<http://phoenixcontact.com/download>)



Universal terminal block with bolt connection, cross section: 70 ... 240 mm², width: 53 mm, color: gray


The figure shows a combination of versions UHV 240-AS/AS, UHV 240-KH/AS and UHV 240-KH/KH

Your advantages

- ✓ The comprehensive range of accessories, such as the connection rail for cross connection, ensures safe and user-friendly wiring of conductors up to 240 mm²
- ✓ Versions are available with a cable lug or direct connection and there is a mixed version of both connection methods
- ✓ The UHV ... high-current connectors are available in several versions



Key Commercial Data

Packing unit	5 pc
GTIN	 4 017918 052829
GTIN	4017918052829
Weight per Piece (excluding packing)	508.300 g
Custom tariff number	85369010
Country of origin	India

Technical data

General

Number of levels	1
Number of connections	2
Nominal cross section	240 mm ²
Color	gray
Insulating material	PA-F
Flammability rating according to UL 94	V0
Rated surge voltage	8 kV
Degree of pollution	3

High Current Connectors - UHV240-AS/AS - 2130046

Technical data

General

Overvoltage category	III
Insulating material group	II
Maximum power dissipation for nominal condition	13.78 W
Connection in acc. with standard	IEC 60947-7-1
Nominal current I_N	415 A
Maximum load current	415 A (with 240 mm ² conductor cross section)
Nominal voltage U_N	1000 V
Open side panel	No
Result of surge voltage test	Test passed
Surge voltage test setpoint	9.8 kV
Result of power-frequency withstand voltage test	Test passed
Power frequency withstand voltage setpoint	2.2 kV
Result of the test for mechanical stability of terminal points (5 x conductor connection)	Test passed
Result of tight fit on support	Test passed
Tight fit on carrier	NS 32/NS 35
Setpoint	20 N
Result of voltage-drop test	Test passed
Requirements, voltage drop	≤ 3.2 mV
Result of temperature-rise test	Test passed
Short circuit stability result	Test passed
Conductor cross section short circuit testing	240 mm ²
Short-time current	28.8 kA
Result of thermal test	Test passed
Proof of thermal characteristics (needle flame) effective duration	30 s
Relative insulation material temperature index (Elec., UL 746 B)	120 °C
Temperature index of insulation material (DIN EN 60216-1 (VDE 0304-21))	125 °C
Static insulating material application in cold	-40 °C

Dimensions

Length	125 mm
Width	53 mm
Height NS 35/15	58 mm

Connection data

Connection method	Bolt connection
Conductor cross section solid min.	70 mm ²
Conductor cross section solid max.	240 mm ²
Conductor cross section flexible min.	70 mm ²
Conductor cross section flexible max.	240 mm ²
Conductor cross section flexible, with ferrule without plastic sleeve max.	185 mm ²

High Current Connectors - UHV240-AS/AS - 2130046

Technical data

Connection data

Conductor cross section flexible, with ferrule with plastic sleeve min.	70 mm ²
Conductor cross section flexible, with ferrule with plastic sleeve max.	240 mm ²
Cable lug connection according to standard	DIN 46234
Min. cross section for cable lug connection	25 mm ²
Max. cross section for cable lug connection	240 mm ²
Hole diameter, min.	17 mm
Bolt diameter	16 mm
Screw thread	M16
Tightening torque, min	30 Nm
Tightening torque max	35 Nm
Cable lug connection according to standard	DIN 46235
Min. cross section for cable lug connection	50 mm ²
Max. cross section for cable lug connection	240 mm ²
Hole diameter, min.	17 mm
Bolt diameter	16 mm
Screw thread	M16
Tightening torque, min	30 Nm
Tightening torque max	35 Nm
Power rail	40 mm x 5 mm

Standards and Regulations

Connection in acc. with standard	CSA
	IEC 60947-7-1
Flammability rating according to UL 94	V0

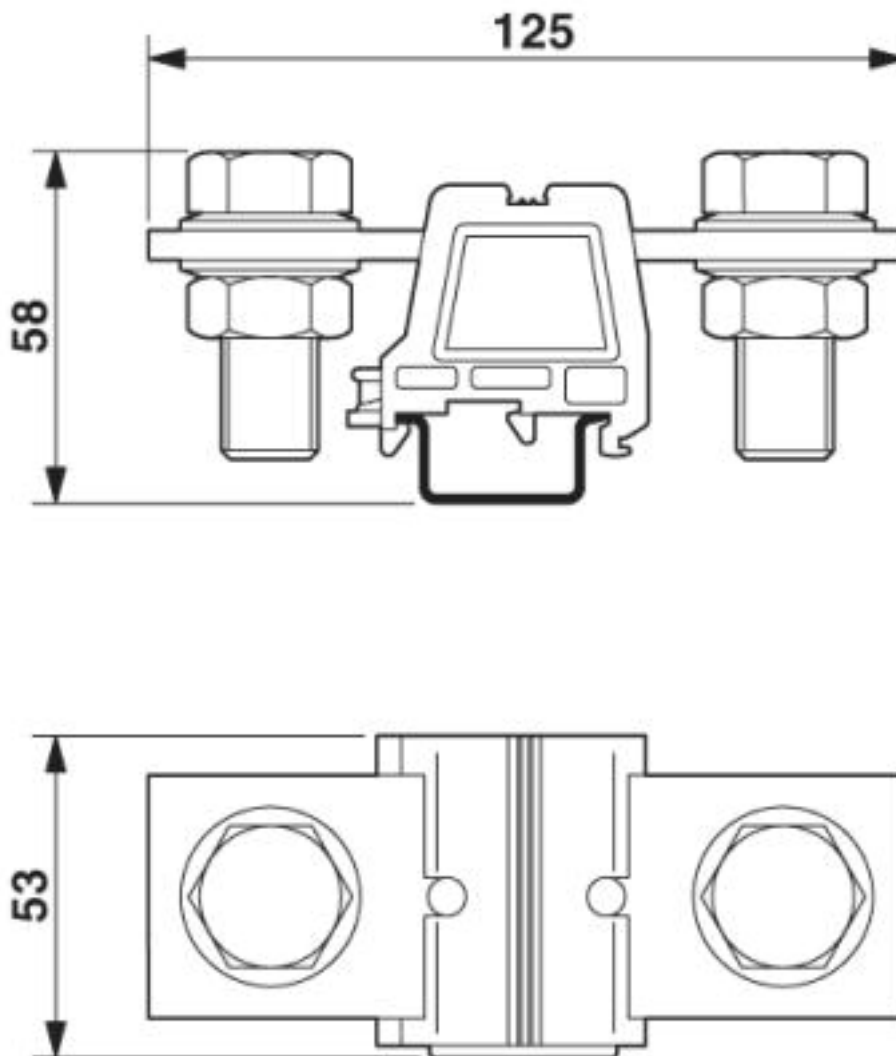
Environmental Product Compliance

China RoHS	Environmentally friendly use period: unlimited = EFUP-e
	No hazardous substances above threshold values

Drawings

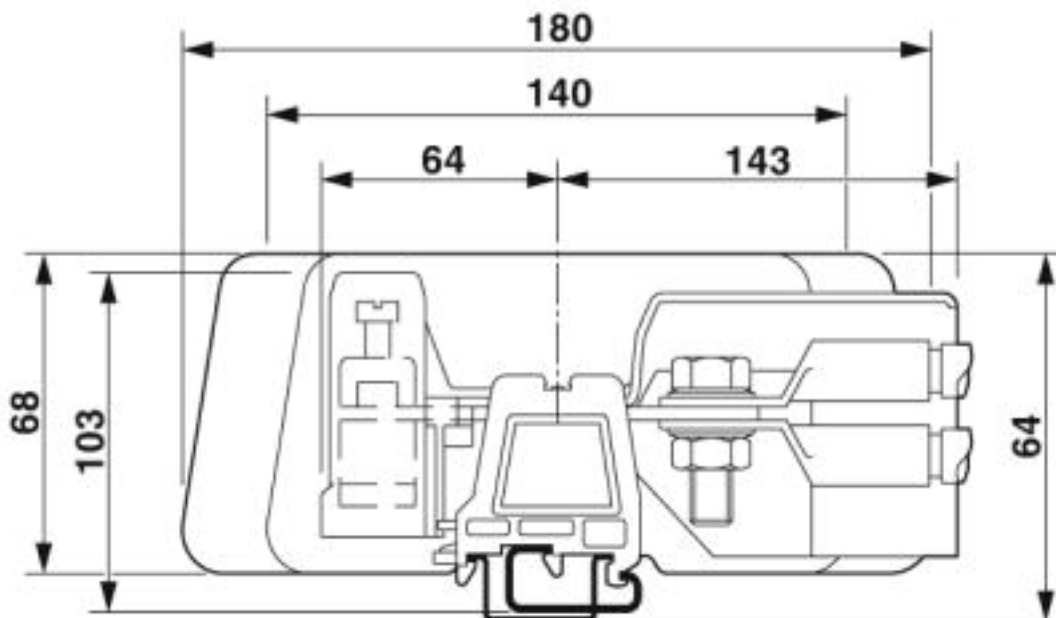
High Current Connectors - UHV240-AS/AS - 2130046

Dimensional drawing

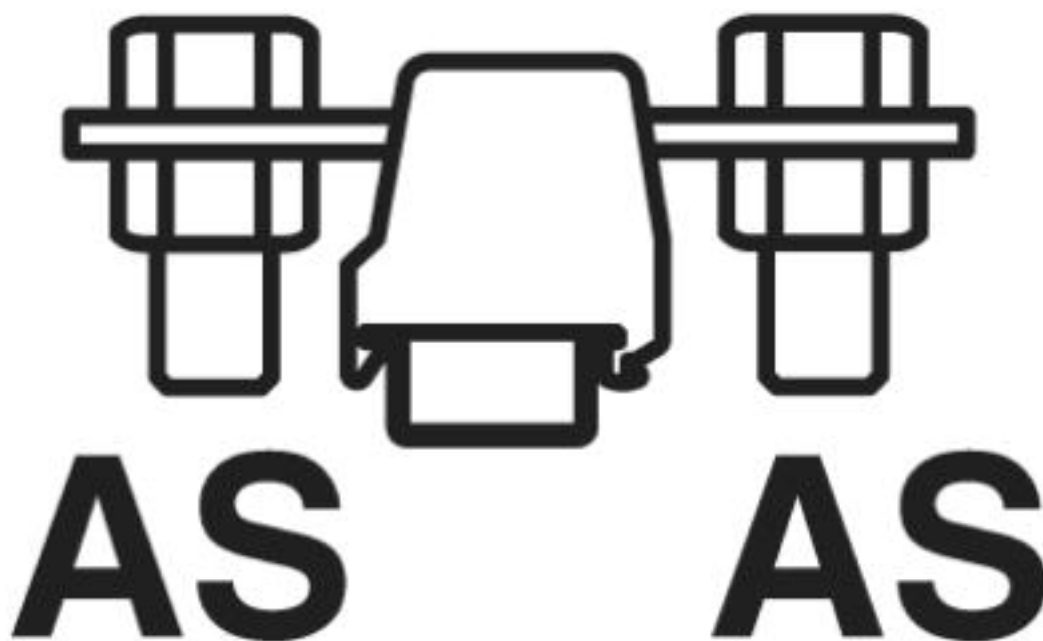


High Current Connectors - UHV240-AS/AS - 2130046

Dimensional drawing



Pictogram

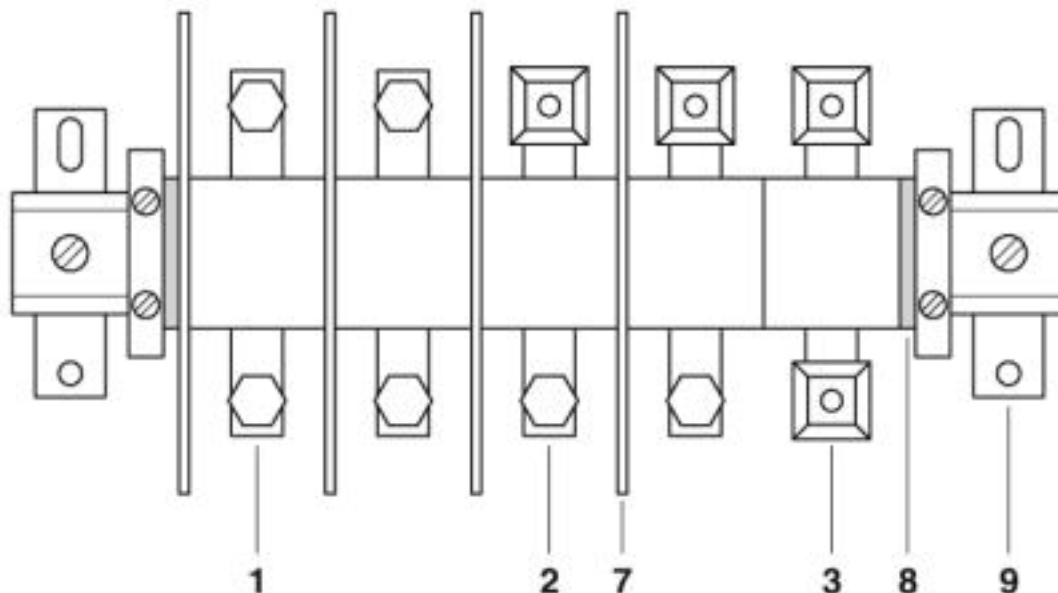


Circuit diagram



High Current Connectors - UHV240-AS/AS - 2130046

Schematic diagram



- 1 = high current connector, AS screw set on both sides
- 2 = high current connector, terminal sleeve KH on one side, screw set AS on the other side
- 3 = high current connector, terminal sleeves KH on both sides, for direct cable connection
- 7 = separating plate
- 8 = end piece
- 9 = flat bracket

Classifications

eCl@ss

eCl@ss 4.0	27141100
eCl@ss 4.1	27141100
eCl@ss 5.0	27141100
eCl@ss 5.1	27141100
eCl@ss 6.0	27141100
eCl@ss 7.0	27141120
eCl@ss 8.0	27141120
eCl@ss 9.0	27141120

ETIM

ETIM 2.0	EC000897
ETIM 3.0	EC000897
ETIM 4.0	EC000897
ETIM 5.0	EC000897
ETIM 6.0	EC000897
ETIM 7.0	EC000897



High Current Connectors - UHV240-AS/AS - 2130046

Classifications

UNSPSC

UNSPSC 6.01	30211811
UNSPSC 7.0901	39121410
UNSPSC 11	39121410
UNSPSC 12.01	39121410
UNSPSC 13.2	39121410

Approvals


Approvals


Approvals


CSA / UL Recognized / EAC / RS

Ex Approvals

Approval details

CSA		http://www.csagroup.org/services-industries/product-listing/	13631
	B	C	
Nominal voltage UN	600 V	600 V	
Nominal current IN	400 A	400 A	
mm ² /AWG/kcmil	500	500	

UL Recognized		http://database.ul.com/cgi-bin/XYV/template/LISEXT/1FRAME/index.htm	FILE E 60425
	B	C	
Nominal voltage UN	600 V	600 V	
Nominal current IN	380 A	380 A	
mm ² /AWG/kcmil	500	500	

EAC		EAC-Zulassung
-----	---	---------------

RS		http://www.rs-head.spb.ru/en/index.php	17.00013.272
----	---	---	--------------

<https://www.phoenixcontact.com/gb/products/2130046>



Phoenix Contact 2019 © - all rights reserved
<http://www.phoenixcontact.com>



SCATTERGOOD & JOHNSON LTD

ELECTRICAL ENGINEERING & FLUID CONTROL DISTRIBUTORS

Est.1899

At Scattergood & Johnson Ltd, we pride ourselves on being a technical distributor to specialist industries.

Working with a range of quality product suppliers across a number of specialist markets, we are not your average 'box shifter' - we are your technical and supply chain partner.

We fully support every product we sell - for free! Our internal team and external sales engineers can answer any product or application question, no matter the complexity.

Backing up this technical ability is a range of 50,000+ products available from stock for nationwide next day delivery (same day if required!), or you can collect what you need from any of our trade counters around the UK.

Select your specialist interest below to learn more about how we can help.



Online, In Branch and On the Road - Scattergood & Johnson Ltd, there when you need us.

www.scatts.co.uk