

## Feed-through terminal block - UT 35 BU - 3044238

Please be informed that the data shown in this PDF Document is generated from our Online Catalog. Please find the complete data in the user's documentation. Our General Terms of Use for Downloads are valid (<http://phoenixcontact.com/download>)




Feed-through terminal block, nom. voltage: 1000 V, nominal current: 125 A, connection method: Screw connection, number of connections: 2, cross section: 1.5 mm<sup>2</sup> - 50 mm<sup>2</sup>, AWG: 16 - 1/0, width: 16 mm, height: 65.1 mm, color: blue, mounting type: NS 35/7,5, NS 35/15

### Your advantages

- ✓ The flexible options for reducing bridging in the CLIPLINE complete system can be found in "Accessories for the CLIPLINE complete modular terminal block system"
- ✓ Easy and time-saving potential supply and distribution of large currents and cross sections up to 35 mm<sup>2</sup> with reducing bridges
- ✓ Tested for railway applications
- ✓ The reducing bridges can be used to connect terminal blocks with different connection technologies, e.g., UT 35 screw terminal block with Push-in technology 2,5 Push-in terminal blocks, to form power blocks




### Key Commercial Data

Packing unit	50 pc
GTIN	 4 017918 977566
GTIN	4017918977566
Weight per Piece (excluding packing)	55.720 g
Custom tariff number	85369010
Country of origin	Turkey

### Technical data

#### General

Number of levels	1
Number of connections	2
Potentials	1
Nominal cross section	35 mm <sup>2</sup>
Color	blue
Insulating material	PA
Flammability rating according to UL 94	V0
Area of application	Railway industry

## Feed-through terminal block - UT 35 BU - 3044238

### Technical data

#### General

	Machine building
	Plant engineering
	Process industry
Rated surge voltage	8 kV
Degree of pollution	3
Overvoltage category	III
Insulating material group	I
Maximum power dissipation for nominal condition	4.06 W
Designation	Level 1 above 1 below 1
Maximum load current	150 A (with 50 mm <sup>2</sup> conductor cross section)
Nominal current I <sub>N</sub>	125 A
Nominal voltage U <sub>N</sub>	1000 V
Open side panel	No
Shock protection test specification	DIN EN 50274 (VDE 0660-514):2002-11
Back of the hand protection	guaranteed
Finger protection	guaranteed
Result of surge voltage test	Test passed
Surge voltage test setpoint	9.8 kV
Result of power-frequency withstand voltage test	Test passed
Power frequency withstand voltage setpoint	2.2 kV
Result of the test for mechanical stability of terminal points (5 x conductor connection)	Test passed
Result of bending test	Test passed
Bending test rotation speed	10 rpm
Bending test turns	135
Bending test conductor cross section/weight	1.5 mm <sup>2</sup> / 0.4 kg
	35 mm <sup>2</sup> / 6.8 kg
	50 mm <sup>2</sup> / 9.5 kg
Tensile test result	Test passed
Conductor cross section tensile test	1.5 mm <sup>2</sup>
Tractive force setpoint	40 N
Conductor cross section tensile test	35 mm <sup>2</sup>
Tractive force setpoint	190 N
Conductor cross section tensile test	50 mm <sup>2</sup>
Tractive force setpoint	236 N
Result of tight fit on support	Test passed
Tight fit on carrier	NS 35
Setpoint	10 N
Result of voltage-drop test	Test passed
Requirements, voltage drop	≤ 3.2 mV
Result of temperature-rise test	Test passed

## Feed-through terminal block - UT 35 BU - 3044238

### Technical data

#### General

Short circuit stability result	Test passed
Conductor cross section short circuit testing	35 mm <sup>2</sup>
Short-time current	4.2 kA
Conductor cross section short circuit testing	50 mm <sup>2</sup>
Short-time current	6 kA
Result of thermal test	Test passed
Proof of thermal characteristics (needle flame) effective duration	30 s
Oscillation, broadband noise test result	Test passed
Test specification, oscillation, broadband noise	DIN EN 50155 (VDE 0115-200):2008-03
Test spectrum	Service life test category 1, class B, body mounted
Test frequency	f <sub>1</sub> = 5 Hz to f <sub>2</sub> = 150 Hz
ASD level	1.857 (m/s <sup>2</sup> ) <sup>2</sup> /Hz
Acceleration	0,8 g
Test duration per axis	5 h
Test directions	X-, Y- and Z-axis
Shock test result	Test passed
Test specification, shock test	DIN EN 50155 (VDE 0115-200):2008-03
Shock form	Half-sine
Acceleration	5g
Shock duration	30 ms
Number of shocks per direction	3
Test directions	X-, Y- and Z-axis (pos. and neg.)
Relative insulation material temperature index (Elec., UL 746 B)	130 °C
Temperature index of insulation material (DIN EN 60216-1 (VDE 0304-21))	130 °C
Static insulating material application in cold	-60 °C
Behavior in fire for rail vehicles (DIN 5510-2)	Test passed
Flame test method (DIN EN 60695-11-10)	V0
Oxygen index (DIN EN ISO 4589-2)	>32 %
NF F16-101, NF F10-102 Class I	2
NF F16-101, NF F10-102 Class F	2
Surface flammability NFPA 130 (ASTM E 162)	passed
Specific optical density of smoke NFPA 130 (ASTM E 662)	passed
Smoke gas toxicity NFPA 130 (SMP 800C)	passed
Calorimetric heat release NFPA 130 (ASTM E 1354)	28 MJ/kg
Fire protection for rail vehicles (DIN EN 45545-2) R22	HL 1 - HL 3
Fire protection for rail vehicles (DIN EN 45545-2) R23	HL 1 - HL 3
Fire protection for rail vehicles (DIN EN 45545-2) R24	HL 1 - HL 3
Fire protection for rail vehicles (DIN EN 45545-2) R26	HL 1 - HL 3

#### Dimensions

## Feed-through terminal block - UT 35 BU - 3044238

### Technical data

#### Dimensions

Width	16 mm
End cover width	2.2 mm
Length	61.2 mm
Height	65.1 mm
Height NS 35/7,5	65.7 mm
Height NS 35/15	73.2 mm

#### Connection data

Connection method	Screw connection
Screw thread	M6
Stripping length	18 mm
Tightening torque, min	3.2 Nm
Tightening torque max	3.7 Nm
Connection in acc. with standard	IEC 60947-7-1
Note	Note: Product releases, connection cross sections and notes on connecting aluminum cables can be found in the download area.
Conductor cross section solid min.	1.5 mm <sup>2</sup>
Conductor cross section solid max.	50 mm <sup>2</sup>
Conductor cross section AWG min.	16
Conductor cross section AWG max.	1/0
Conductor cross section flexible min.	1.5 mm <sup>2</sup>
Conductor cross section flexible max.	50 mm <sup>2</sup>
Min. AWG conductor cross section, flexible	16
Max. AWG conductor cross section, flexible	1/0
Conductor cross section flexible, with ferrule without plastic sleeve min.	1.5 mm <sup>2</sup>
Conductor cross section flexible, with ferrule without plastic sleeve max.	35 mm <sup>2</sup>
Conductor cross section flexible, with ferrule with plastic sleeve min.	1.5 mm <sup>2</sup>
Conductor cross section flexible, with ferrule with plastic sleeve max.	35 mm <sup>2</sup>
2 conductors with same cross section, solid min.	1.5 mm <sup>2</sup>
2 conductors with same cross section, solid max.	16 mm <sup>2</sup>
2 conductors with same cross section, stranded min.	1.5 mm <sup>2</sup>
2 conductors with same cross section, stranded max.	10 mm <sup>2</sup>
2 conductors with same cross section, stranded, TWIN ferrules with plastic sleeve, min.	1.5 mm <sup>2</sup>
2 conductors with same cross section, stranded, TWIN ferrules with plastic sleeve, max.	16 mm <sup>2</sup>
2 conductors with same cross section, stranded, ferrules without plastic sleeve, min.	1.5 mm <sup>2</sup>
2 conductors with same cross section, stranded, ferrules without plastic sleeve, max.	10 mm <sup>2</sup>
Connection in acc. with standard	IEC/EN 60079-7
Conductor cross section solid min.	1.5 mm <sup>2</sup>
Conductor cross section solid max.	50 mm <sup>2</sup>

## Feed-through terminal block - UT 35 BU - 3044238

### Technical data

#### Connection data

Conductor cross section AWG min.	16
Conductor cross section AWG max.	1/0
Conductor cross section flexible min.	1.5 mm <sup>2</sup>
Conductor cross section flexible max.	35 mm <sup>2</sup>
Internal cylindrical gage	B9

#### Standards and Regulations

Connection in acc. with standard	CSA
	IEC 60947-7-1
Flammability rating according to UL 94	V0
Fire protection for rail vehicles (DIN EN 45545-2) R22	HL 1 - HL 3
Fire protection for rail vehicles (DIN EN 45545-2) R23	HL 1 - HL 3
Fire protection for rail vehicles (DIN EN 45545-2) R24	HL 1 - HL 3
Fire protection for rail vehicles (DIN EN 45545-2) R26	HL 1 - HL 3

#### Environmental Product Compliance

China RoHS	Environmentally friendly use period: unlimited = EFUP-e
	No hazardous substances above threshold values

### Drawings

Circuit diagram



### Classifications

#### eCl@ss

eCl@ss 4.0	27141100
eCl@ss 4.1	27141100
eCl@ss 5.0	27141100
eCl@ss 5.1	27141100
eCl@ss 6.0	27141100
eCl@ss 7.0	27141120
eCl@ss 8.0	27141120
eCl@ss 9.0	27141120

#### ETIM

ETIM 2.0	EC000897
ETIM 3.0	EC000897
ETIM 4.0	EC000897

<https://www.phoenixcontact.com/gb/products/3044238>



## Feed-through terminal block - UT 35 BU - 3044238

### Classifications

#### ETIM

ETIM 5.0	EC000897
ETIM 6.0	EC000897
ETIM 7.0	EC000897

#### UNSPSC

UNSPSC 6.01	30211811
UNSPSC 7.0901	39121410
UNSPSC 11	39121410
UNSPSC 12.01	39121410
UNSPSC 13.2	39121410

### Approvals

#### Approvals

##### Approvals


DNV GL / CSA / PRS / UL Recognized / cUL Recognized / IECCEB Scheme / VDE Zeichengenehmigung / EAC / RS / cULus Recognized

##### Ex Approvals

IECEX / ATEX / UL Recognized / cUL Recognized / EAC Ex / cULus Recognized

#### Approval details


DNV GL		<a href="https://approvalfinder.dnvgl.com/">https://approvalfinder.dnvgl.com/</a>	TAE00001S9
--------	---	---	------------


CSA		<a href="http://www.csagroup.org/services-industries/product-listing/">http://www.csagroup.org/services-industries/product-listing/</a>	13631
	B	C	
Nominal voltage UN	600 V	1000 V	
Nominal current IN	150 A	150 A	
mm <sup>2</sup> /AWG/kcmil	14	14	


PRS		<a href="http://www.prs.pl/">http://www.prs.pl/</a>	TE/2156/880590/17
-----	---	---	-------------------


## Feed-through terminal block - UT 35 BU - 3044238


### Approvals

UL Recognized		<a href="http://database.ul.com/cgi-bin/XYV/template/LISEXT/1FRAME/index.htm">http://database.ul.com/cgi-bin/XYV/template/LISEXT/1FRAME/index.htm</a>	FILE E 60425
	B	C	
Nominal voltage UN	600 V	600 V	
Nominal current IN	150 A	150 A	
mm <sup>2</sup> /AWG/kcmil	14	14	

cUL Recognized		<a href="http://database.ul.com/cgi-bin/XYV/template/LISEXT/1FRAME/index.htm">http://database.ul.com/cgi-bin/XYV/template/LISEXT/1FRAME/index.htm</a>	FILE E 60425
	B	C	
Nominal voltage UN	600 V	600 V	
Nominal current IN	150 A	150 A	
mm <sup>2</sup> /AWG/kcmil	14	14	

IECEE CB Scheme		<a href="http://www.iecee.org/">http://www.iecee.org/</a>	DE1-56827
Nominal voltage UN	1000 V		
Nominal current IN	125 A		
mm <sup>2</sup> /AWG/kcmil	1.5-35		

VDE Zeichengenehmigung		<a href="http://www2.vde.com/de/Institut/Online-Service/VDE-gepruefteProdukte/Seiten/Online-Suche.aspx">http://www2.vde.com/de/Institut/Online-Service/VDE-gepruefteProdukte/Seiten/Online-Suche.aspx</a>	40020166
Nominal voltage UN	1000 V		
Nominal current IN	125 A		
mm <sup>2</sup> /AWG/kcmil	1.5-35		

EAC		RU C- DE.A*30.B.01742
-----	---	--------------------------

RS		<a href="http://www.rs-head.spb.ru/en/index.php">http://www.rs-head.spb.ru/en/index.php</a>	17.00013.272
----	---	---	--------------

<https://www.phoenixcontact.com/gb/products/3044238>



## Feed-through terminal block - UT 35 BU - 3044238

### Approvals

cULus Recognized



Phoenix Contact 2019 © - all rights reserved  
<http://www.phoenixcontact.com>



# SCATTERGOOD & JOHNSON LTD

ELECTRICAL ENGINEERING & FLUID CONTROL DISTRIBUTORS

Est.1899

At Scattergood & Johnson Ltd, we pride ourselves on being a technical distributor to specialist industries.

Working with a range of quality product suppliers across a number of specialist markets, we are not your average 'box shifter' - we are your technical and supply chain partner.

We fully support every product we sell - for free! Our internal team and external sales engineers can answer any product or application question, no matter the complexity.

Backing up this technical ability is a range of 50,000+ products available from stock for nationwide next day delivery (same day if required!), or you can collect what you need from any of our trade counters around the UK.

Select your specialist interest below to learn more about how we can help.



Online, In Branch and On the Road - Scattergood & Johnson Ltd, there when you need us.

# [www.scatts.co.uk](http://www.scatts.co.uk)