

Protective conductor double-level terminal block - UTTB 2,5-PE - 3044665

Please be informed that the data shown in this PDF Document is generated from our Online Catalog. Please find the complete data in the user's documentation. Our General Terms of Use for Downloads are valid (<http://phoenixcontact.com/download>)




Protective conductor double-level terminal block, connection method: Screw connection, cross section: 0.14 mm² - 4 mm², AWG: 26 - 12, width: 5.2 mm, color: green-yellow, mounting type: NS 35/7,5, NS 35/15

Your advantages

- ✓ Since there are two function shafts per level, all potential distribution tasks can be implemented quickly
- ✓ As an option, the levels can be connected using the FBS-PV UT vertical bridge
- ✓ For a clear overview, each terminal point supports large-surface labeling
- ✓ Tested for railway applications
- ✓ For example, two separate potentials can be routed side by side with the help of bridging between non-adjacent terminal blocks



Key Commercial Data

Packing unit	50 pc
GTIN	 4 017918 997038
GTIN	4017918997038
Weight per Piece (excluding packing)	20.360 g
Custom tariff number	85369010
Country of origin	Germany

Technical data

General

Number of levels	2
Number of connections	4
Nominal cross section	2.5 mm ²
Color	green-yellow
Insulating material	PA
Flammability rating according to UL 94	V0
Area of application	Railway industry

Protective conductor double-level terminal block - UTTB 2,5-PE - 3044665

Technical data

General

	Machine building
	Plant engineering
	Process industry
Rated surge voltage	6 kV
Degree of pollution	3
Overvoltage category	III
Insulating material group	I
Connection in acc. with standard	IEC 60947-7-2
Open side panel	Yes
Oscillation, broadband noise test result	Test passed
Test specification, oscillation, broadband noise	DIN EN 50155 (VDE 0115-200):2008-03
Test spectrum	Service life test category 1, class B, body mounted
Test frequency	$f_1 = 5 \text{ Hz}$ to $f_2 = 150 \text{ Hz}$
ASD level	$1.857 \text{ (m/s}^2\text{)}^2\text{/Hz}$
Acceleration	0,8 g
Test duration per axis	5 h
Test directions	X-, Y- and Z-axis
Shock test result	Test passed
Test specification, shock test	DIN EN 50155 (VDE 0115-200):2008-03
Shock form	Half-sine
Acceleration	5g
Shock duration	30 ms
Number of shocks per direction	3
Test directions	X-, Y- and Z-axis (pos. and neg.)
Relative insulation material temperature index (Elec.; UL 746 B)	130 °C
Temperature index of insulation material (DIN EN 60216-1 (VDE 0304-21))	130 °C
Static insulating material application in cold	-60 °C
Behavior in fire for rail vehicles (DIN 5510-2)	Test passed
Flame test method (DIN EN 60695-11-10)	V0
Oxygen index (DIN EN ISO 4589-2)	>32 %
NF F16-101, NF F10-102 Class I	2
NF F16-101, NF F10-102 Class F	2
Surface flammability NFPA 130 (ASTM E 162)	passed
Specific optical density of smoke NFPA 130 (ASTM E 662)	passed
Smoke gas toxicity NFPA 130 (SMP 800C)	passed
Calorimetric heat release NFPA 130 (ASTM E 1354)	28 MJ/kg
Fire protection for rail vehicles (DIN EN 45545-2) R22	HL 1 - HL 3
Fire protection for rail vehicles (DIN EN 45545-2) R23	HL 1 - HL 3

Protective conductor double-level terminal block - UTTB 2,5-PE - 3044665

Technical data

General

Fire protection for rail vehicles (DIN EN 45545-2) R24	HL 1 - HL 3
Fire protection for rail vehicles (DIN EN 45545-2) R26	HL 1 - HL 3

Dimensions

Width	5.2 mm
Length	69.9 mm
Height NS 35/7,5	65 mm
Height NS 35/15	72.5 mm

Connection data

Note	Please observe the current carrying capacity of the DIN rails.
Connection method	Screw connection
Conductor cross section solid min.	0.14 mm ²
Conductor cross section solid max.	4 mm ²
Conductor cross section flexible min.	0.14 mm ²
Conductor cross section flexible max.	4 mm ²
Conductor cross section AWG min.	26
Conductor cross section AWG max.	12
Conductor cross section flexible, with ferrule without plastic sleeve min.	0.14 mm ²
Conductor cross section flexible, with ferrule without plastic sleeve max.	2.5 mm ²
Conductor cross section flexible, with ferrule with plastic sleeve min.	0.14 mm ²
Conductor cross section flexible, with ferrule with plastic sleeve max.	2.5 mm ²
2 conductors with same cross section, solid min.	0.14 mm ²
2 conductors with same cross section, solid max.	1.5 mm ²
2 conductors with same cross section, stranded min.	0.14 mm ²
2 conductors with same cross section, stranded max.	1.5 mm ²
2 conductors with same cross section, stranded, ferrules without plastic sleeve, min.	0.14 mm ²
2 conductors with same cross section, stranded, ferrules without plastic sleeve, max.	1.5 mm ²
2 conductors with same cross section, stranded, TWIN ferrules with plastic sleeve, min.	0.5 mm ²
2 conductors with same cross section, stranded, TWIN ferrules with plastic sleeve, max.	1.5 mm ²
Stripping length	9 mm
Internal cylindrical gage	A3
Screw thread	M3
Tightening torque, min	0.5 Nm
Tightening torque max	0.6 Nm

Standards and Regulations

Connection in acc. with standard	CSA
----------------------------------	-----

Protective conductor double-level terminal block - UTTB 2,5-PE - 3044665

Technical data

Standards and Regulations

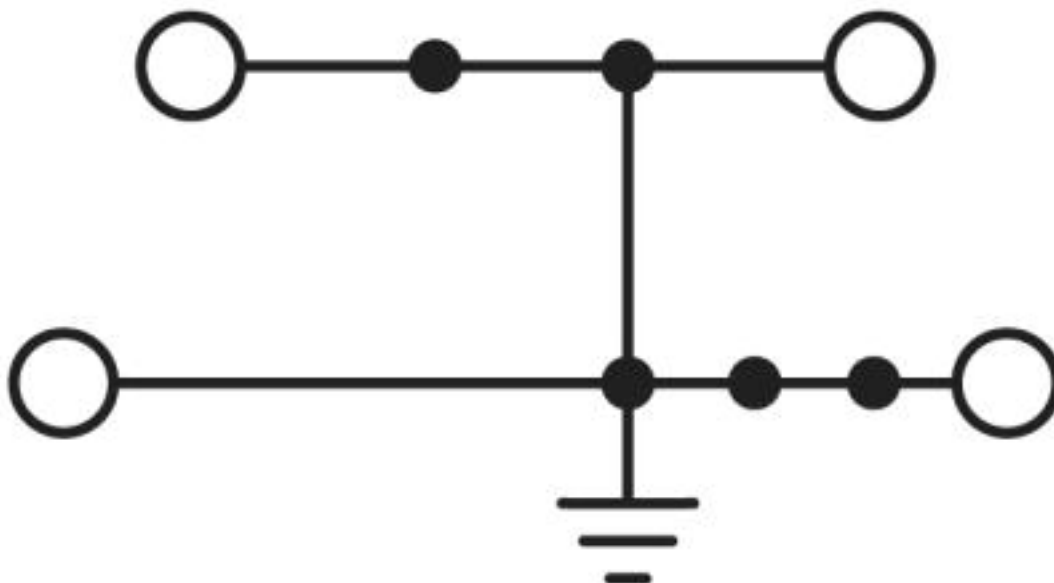
	IEC 60947-7-2
Flammability rating according to UL 94	V0
Fire protection for rail vehicles (DIN EN 45545-2) R22	HL 1 - HL 3
Fire protection for rail vehicles (DIN EN 45545-2) R23	HL 1 - HL 3
Fire protection for rail vehicles (DIN EN 45545-2) R24	HL 1 - HL 3
Fire protection for rail vehicles (DIN EN 45545-2) R26	HL 1 - HL 3

Environmental Product Compliance

	Lead 7439-92-1
China RoHS	Environmentally Friendly Use Period = 50
	For details about hazardous substances go to tab "Downloads", Category "Manufacturer's declaration"

Drawings

Circuit diagram



Classifications

eCl@ss

eCl@ss 4.0	27141100
eCl@ss 4.1	27141100
eCl@ss 5.0	27141100
eCl@ss 5.1	27141100
eCl@ss 6.0	27141100

<https://www.phoenixcontact.com/gb/products/3044665>

Protective conductor double-level terminal block - UTTB 2,5-PE - 3044665

Classifications

eCl@ss

eCl@ss 7.0	27141141
eCl@ss 8.0	27141141
eCl@ss 9.0	27141141

ETIM

ETIM 2.0	EC000901
ETIM 3.0	EC000901
ETIM 4.0	EC000901
ETIM 5.0	EC000901
ETIM 6.0	EC000901
ETIM 7.0	EC000901

UNSPSC

UNSPSC 6.01	30211811
UNSPSC 7.0901	39121410
UNSPSC 11	39121410
UNSPSC 12.01	39121410
UNSPSC 13.2	39121410

Approvals

Approvals

Approvals

DNV GL / CSA / PRS / UL Recognized / cUL Recognized / EAC / EAC / RS / cULus Recognized

Ex Approvals

IECEX / ATEX / UL Recognized / cUL Recognized / EAC Ex / cULus Recognized


Approval details


DNV GL		https://approvalfinder.dnvgl.com/	TAE00001S9
--------	---	---	------------


Protective conductor double-level terminal block - UTTB 2,5-PE - 3044665


Approvals

CSA		http://www.csagroup.org/services-industries/product-listing/	13631
mm ² /AWG/kcmil		26-12	

PRS		http://www.prs.pl/	TE/2156/880590/17
-----	---	---	-------------------


UL Recognized		http://database.ul.com/cgi-bin/XYV/template/LISEXT/1FRAME/index.htm	FILE E 60425
	B	C	D
mm ² /AWG/kcmil	26-12	26-12	26-12

cUL Recognized		http://database.ul.com/cgi-bin/XYV/template/LISEXT/1FRAME/index.htm	FILE E 60425
	B	C	D
mm ² /AWG/kcmil	26-12	26-12	26-12

EAC		EAC-Zulassung
-----	---	---------------

EAC		RU C-DE.A*30.B.01742
-----	---	----------------------

RS		http://www.rs-head.spb.ru/en/index.php	17.00013.272
----	---	---	--------------

cULus Recognized	
------------------	---



SCATTERGOOD & JOHNSON LTD

ELECTRICAL ENGINEERING & FLUID CONTROL DISTRIBUTORS

Est.1899

At Scattergood & Johnson Ltd, we pride ourselves on being a technical distributor to specialist industries.

Working with a range of quality product suppliers across a number of specialist markets, we are not your average 'box shifter' - we are your technical and supply chain partner.

We fully support every product we sell - for free! Our internal team and external sales engineers can answer any product or application question, no matter the complexity.

Backing up this technical ability is a range of 50,000+ products available from stock for nationwide next day delivery (same day if required!), or you can collect what you need from any of our trade counters around the UK.

Select your specialist interest below to learn more about how we can help.



Online, In Branch and On the Road - Scattergood & Johnson Ltd, there when you need us.

www.scatts.co.uk