

Feed-through terminal block - UK 16 N - 3006043

Please be informed that the data shown in this PDF Document is generated from our Online Catalog. Please find the complete data in the user's documentation. Our General Terms of Use for Downloads are valid (<http://phoenixcontact.com/download>)




Feed-through terminal block, nom. voltage: 800 V, nominal current: 76 A, connection method: Screw connection, number of connections: 2, cross section: 2.5 mm² - 25 mm², AWG: 14 - 4, width: 12.2 mm, color: gray, mounting type: NS 35/7,5, NS 35/15, NS 32

Your advantages

- All universal terminal blocks in the UK... series can also be used in the Ex e area according to IEC/EN 60079 as standard
- The corresponding EC-type examination numbers for Ex approval can be found in the technical connection data




Key Commercial Data

Packing unit	50 pc
GTIN	 4 017918 091309
GTIN	4017918091309
Weight per Piece (excluding packing)	23.230 g
Custom tariff number	85369010
Country of origin	China

Technical data

General

Number of levels	1
Number of connections	2
Potentials	1
Nominal cross section	16 mm ²
Color	gray
Insulating material	PA
Flammability rating according to UL 94	V0
Rated surge voltage	8 kV
Degree of pollution	3
Overvoltage category	III
Insulating material group	I

Feed-through terminal block - UK 16 N - 3006043

Technical data

General

Maximum power dissipation for nominal condition	2.43 W
Designation	Level 1 above 1 below 1
Maximum load current	101 A (with 25 mm ² conductor cross section)
Nominal current I _N	76 A
Nominal voltage U _N	800 V
Open side panel	Yes
Shock protection test specification	IEC 60529:2001-02
Back of the hand protection	guaranteed
Result of surge voltage test	Test passed
Surge voltage test setpoint	9.8 kV
Result of power-frequency withstand voltage test	Test passed
Power frequency withstand voltage setpoint	2 kV
Result of the test for mechanical stability of terminal points (5 x conductor connection)	Test passed
Result of bending test	Test passed
Bending test rotation speed	10 rpm
Bending test turns	135
Bending test conductor cross section/weight	2.5 mm ² / 0.7 kg
	16 mm ² / 2.9 kg
	25 mm ² / 4.5 kg
Tensile test result	Test passed
Conductor cross section tensile test	2.5 mm ²
Tractive force setpoint	50 N
Conductor cross section tensile test	16 mm ²
Tractive force setpoint	100 N
Conductor cross section tensile test	25 mm ²
Tractive force setpoint	135 N
Result of tight fit on support	Test passed
Tight fit on carrier	NS 32/NS 35
Setpoint	10 N
Result of voltage-drop test	Test passed
Requirements, voltage drop	≤ 3.2 mV
Result of temperature-rise test	Test passed
Short circuit stability result	Test passed
Conductor cross section short circuit testing	16 mm ²
Short-time current	1.92 kA
Conductor cross section short circuit testing	25 mm ²
Short-time current	3 kA
Result of thermal test	Test passed
Proof of thermal characteristics (needle flame) effective duration	30 s
Oscillation, broadband noise test result	Test passed

Feed-through terminal block - UK 16 N - 3006043

Technical data

General

Test specification, oscillation, broadband noise	DIN EN 50155 (VDE 0115-200):2008-03
Test spectrum	Service life test category 1, class B, body mounted
Test frequency	$f_1 = 5 \text{ Hz}$ to $f_2 = 150 \text{ Hz}$
ASD level	$1.857 \text{ (m/s}^2\text{)}^2/\text{Hz}$
Acceleration	0,8 g
Test duration per axis	5 h
Test directions	X-, Y- and Z-axis
Shock test result	Test passed
Test specification, shock test	DIN EN 50155 (VDE 0115-200):2008-03
Shock form	Half-sine
Acceleration	5g
Shock duration	30 ms
Number of shocks per direction	3
Test directions	X-, Y- and Z-axis (pos. and neg.)
Relative insulation material temperature index (Elec., UL 746 B)	130 °C
Temperature index of insulation material (DIN EN 60216-1 (VDE 0304-21))	130 °C
Static insulating material application in cold	-60 °C
Behavior in fire for rail vehicles (DIN 5510-2)	Test passed
Flame test method (DIN EN 60695-11-10)	V0
Oxygen index (DIN EN ISO 4589-2)	>32 %
NF F16-101, NF F10-102 Class I	2
NF F16-101, NF F10-102 Class F	2
Surface flammability NFPA 130 (ASTM E 162)	passed
Specific optical density of smoke NFPA 130 (ASTM E 662)	passed
Smoke gas toxicity NFPA 130 (SMP 800C)	passed
Calorimetric heat release NFPA 130 (ASTM E 1354)	28 MJ/kg
Fire protection for rail vehicles (DIN EN 45545-2) R22	HL 1 - HL 3
Fire protection for rail vehicles (DIN EN 45545-2) R23	HL 1 - HL 3
Fire protection for rail vehicles (DIN EN 45545-2) R24	HL 1 - HL 3
Fire protection for rail vehicles (DIN EN 45545-2) R26	HL 1 - HL 3

Dimensions

Width	12.2 mm
End cover width	1.5 mm
Length	42.5 mm
Height NS 35/7,5	54 mm
Height NS 35/15	61.5 mm
Height NS 32	59 mm

Connection data

Note	Terminal point
------	----------------

Feed-through terminal block - UK 16 N - 3006043

Technical data

Connection data

Connection method	Screw connection
Screw thread	M4
Stripping length	11 mm
Tightening torque, min	1.5 Nm
Tightening torque max	1.8 Nm
Connection in acc. with standard	IEC 60947-7-1
Conductor cross section solid min.	2.5 mm ²
Conductor cross section solid max.	25 mm ²
Conductor cross section AWG min.	14
Conductor cross section AWG max.	4
Conductor cross section flexible min.	4 mm ²
Conductor cross section flexible max.	16 mm ²
Min. AWG conductor cross section, flexible	12
Max. AWG conductor cross section, flexible	6
Conductor cross section flexible, with ferrule without plastic sleeve min.	1.5 mm ²
Conductor cross section flexible, with ferrule without plastic sleeve max.	16 mm ²
Conductor cross section flexible, with ferrule with plastic sleeve min.	1.5 mm ²
Conductor cross section flexible, with ferrule with plastic sleeve max.	16 mm ²
Cross section with insertion bridge, solid max.	16 mm ²
Cross section with insertion bridge, stranded max.	16 mm ²
2 conductors with same cross section, solid min.	1.5 mm ²
2 conductors with same cross section, solid max.	6 mm ²
2 conductors with same cross section, stranded min.	1.5 mm ²
2 conductors with same cross section, stranded max.	4 mm ²
2 conductors with same cross section, stranded, TWIN ferrules with plastic sleeve, min.	0.75 mm ²
2 conductors with same cross section, stranded, TWIN ferrules with plastic sleeve, max.	10 mm ²
2 conductors with same cross section, stranded, ferrules without plastic sleeve, min.	1.5 mm ²
2 conductors with same cross section, stranded, ferrules without plastic sleeve, max.	6 mm ²
Connection in acc. with standard	IEC/EN 60079-7
Conductor cross section solid min.	2.5 mm ²
Conductor cross section solid max.	25 mm ²
Conductor cross section AWG min.	22
Conductor cross section AWG max.	4
Conductor cross section flexible min.	4 mm ²
Conductor cross section flexible max.	16 mm ²
Internal cylindrical gage	B7

Standards and Regulations

Feed-through terminal block - UK 16 N - 3006043

Technical data

Standards and Regulations

Connection in acc. with standard	CSA
	IEC 60947-7-1
Flammability rating according to UL 94	V0
Fire protection for rail vehicles (DIN EN 45545-2) R22	HL 1 - HL 3
Fire protection for rail vehicles (DIN EN 45545-2) R23	HL 1 - HL 3
Fire protection for rail vehicles (DIN EN 45545-2) R24	HL 1 - HL 3
Fire protection for rail vehicles (DIN EN 45545-2) R26	HL 1 - HL 3

Environmental Product Compliance

China RoHS	Environmentally friendly use period: unlimited = EFUP-e
	No hazardous substances above threshold values

Drawings

Circuit diagram



Classifications

eCl@ss

eCl@ss 4.0	27141100
eCl@ss 4.1	27141100
eCl@ss 5.0	27141100
eCl@ss 5.1	27141100
eCl@ss 6.0	27141100
eCl@ss 7.0	27141120
eCl@ss 8.0	27141120
eCl@ss 9.0	27141120

ETIM

ETIM 2.0	EC000897
ETIM 3.0	EC000897
ETIM 4.0	EC000897
ETIM 5.0	EC000897
ETIM 6.0	EC000897
ETIM 7.0	EC000897

UNSPSC

UNSPSC 6.01	30211811
-------------	----------

<https://www.phoenixcontact.com/gb/products/3006043>



Feed-through terminal block - UK 16 N - 3006043

Classifications

UNSPSC

UNSPSC 7.0901	39121410
UNSPSC 11	39121410
UNSPSC 12.01	39121410
UNSPSC 13.2	39121410

Approvals

Approvals

Approvals


DNV GL / CSA / BV / KR / NK / UL Recognized / KEMA-KEUR / cUL Recognized / IECCEB Scheme / EAC / RS / LR / cULus Recognized


Ex Approvals

IECEX / ATEX / UL Recognized / cUL Recognized / GL / EAC Ex / cULus Recognized

Approval details

DNV GL		https://approvalfinder.dnvgl.com/	TAE00001CT
--------	---	---	------------

CSA		http://www.csagroup.org/services-industries/product-listing/	13631
Nominal voltage UN	600 V		
Nominal current IN	85 A		
mm ² /AWG/kcmil	22-4		


BV		http://www.veristar.com/portal/veristarinfo/generalinfo/approved/approvedProducts/equipmentAndMaterials	05401/C0 BV
Nominal voltage UN	800 V		
Nominal current IN	82 A		
mm ² /AWG/kcmil	16		


KR		http://www.krs.co.kr/eng/main/main.aspx	HMB17372-EL001
----	---	---	----------------


Feed-through terminal block - UK 16 N - 3006043


Approvals


NK		http://www.classnk.or.jp/hp/en/	09 ME 141
----	---	---	-----------

UL Recognized		http://database.ul.com/cgi-bin/XYV/template/LISEXT/1FRAME/index.htm	FILE E 60425
		B	C
Nominal voltage UN	600 V	600 V	600 V
Nominal current IN	85 A	85 A	85 A
mm ² /AWG/kcmil	22-4	22-4	22-4

KEMA-KEUR		http://www.dekra-certification.com	2183462.01
Nominal voltage UN		800 V	
mm ² /AWG/kcmil		16	

cUL Recognized		http://database.ul.com/cgi-bin/XYV/template/LISEXT/1FRAME/index.htm	FILE E 60425
		B	C
Nominal voltage UN	600 V	600 V	600 V
Nominal current IN	85 A	85 A	85 A
mm ² /AWG/kcmil	22-4	22-4	22-4

IECEE CB Scheme		http://www.iecee.org/	NL-26110
Nominal voltage UN		800 V	
mm ² /AWG/kcmil		16	

EAC			RU C- DE.A*30.B.01742
-----	---	--	--------------------------

RS		http://www.rs-head.spb.ru/en/index.php	17.00013.272
----	---	---	--------------

<https://www.phoenixcontact.com/gb/products/3006043>



Feed-through terminal block - UK 16 N - 3006043

Approvals

LR	The logo for Lloyd's Register, consisting of the words 'Lloyd's Register' in a serif font with a horizontal line above 'Lloyd's'.	http://www.lr.org/en	88/20086
----	---	---	----------

cULus Recognized	The logo for cULus, featuring the letters 'c', 'UL', and 'us' in a bold, stylized font.
------------------	---

Phoenix Contact 2019 © - all rights reserved
<http://www.phoenixcontact.com>



SCATTERGOOD & JOHNSON LTD

ELECTRICAL ENGINEERING & FLUID CONTROL DISTRIBUTORS

Est.1899

At Scattergood & Johnson Ltd, we pride ourselves on being a technical distributor to specialist industries.

Working with a range of quality product suppliers across a number of specialist markets, we are not your average 'box shifter' - we are your technical and supply chain partner.

We fully support every product we sell - for free! Our internal team and external sales engineers can answer any product or application question, no matter the complexity.

Backing up this technical ability is a range of 50,000+ products available from stock for nationwide next day delivery (same day if required!), or you can collect what you need from any of our trade counters around the UK.

Select your specialist interest below to learn more about how we can help.



Online, In Branch and On the Road - Scattergood & Johnson Ltd, there when you need us.

www.scatts.co.uk