

## Sensor/actuator terminal block - DOKD 1,5-TG - 3011054

Please be informed that the data shown in this PDF Document is generated from our Online Catalog. Please find the complete data in the user's documentation. Our General Terms of Use for Downloads are valid (<http://phoenixcontact.com/download>)



Sensor/actuator terminal block, connection method: Screw connection, cross section: 0.2 mm<sup>2</sup> - 4 mm<sup>2</sup>, AWG: 24 - 12, width: 6.2 mm, color: gray, mounting type: NS 35/7,5, NS 35/15

### Your advantages

- ✓ Same shape as DIK ... three-level initiator terminal blocks
- ✓ The forks of the insertion bridge can be easily loosened for bridging between non-adjacent terminal blocks
- ✓ Terminal blocks with red and green LEDs are available for optical signaling of the initiator and actuator wiring
- ✓ Unlike the DIK terminal blocks, the lower level of these output terminal blocks makes direct contact with the DIN rail and as a PE connection are marked yellow-green
- ✓ The upper level contains the feed-through connections for the signal cable which can be labeled
- ✓ Alternate wiring of an actuator followed by an initiator is easy
- ✓ Because the spine of the insertion bridge can be snapped into place with the terminal block housing, all the terminal points can be wired freely and the bridge can be securely positioned
- ✓ The middle level supplies the connected actuators with power


**RoHS**

### Key Commercial Data

Packing unit	50 pc
GTIN	 4 017918 091910
GTIN	4017918091910
Weight per Piece (excluding packing)	18.530 g
Custom tariff number	85369010
Country of origin	Poland

### Technical data

#### General

Number of levels	3
Number of connections	5
Nominal cross section	2.5 mm <sup>2</sup>
Color	gray

## Sensor/actuator terminal block - DOKD 1,5-TG - 3011054

### Technical data

#### General

Insulating material	PA
Flammability rating according to UL 94	V2
Rated surge voltage	4 kV
Degree of pollution	3
Overvoltage category	III
Insulating material group	I
Maximum power dissipation for nominal condition	0.77 W (the value is multiplied when connecting multiple levels)
Connection in acc. with standard	IEC 60947-7-1/IEC 60947-7-2
Nominal current $I_N$	24 A
Maximum load current	26 A (with a 2.5 mm <sup>2</sup> conductor cross section)
Nominal voltage $U_N$	250 V (the voltage is determined by the component used)
Connection in acc. with standard	IEC 60947-7-1
Nominal current $I_N$ (upper level)	16 A
Maximum load current (upper level)	16 A (with 4 mm <sup>2</sup> conductor cross section)
Nominal voltage $U_N$	250 V
Open side panel	No
Relative insulation material temperature index (Elec.; UL 746 B)	130 °C
Temperature index of insulation material (DIN EN 60216-1 (VDE 0304-21))	130 °C
Static insulating material application in cold	-60 °C
Behavior in fire for rail vehicles (DIN 5510-2)	Test passed
Flame test method (DIN EN 60695-11-10)	V0
Oxygen index (DIN EN ISO 4589-2)	>32 %
NF F16-101, NF F10-102 Class I	2
NF F16-101, NF F10-102 Class F	2
Surface flammability NFPA 130 (ASTM E 162)	passed
Specific optical density of smoke NFPA 130 (ASTM E 662)	passed
Smoke gas toxicity NFPA 130 (SMP 800C)	passed
Calorimetric heat release NFPA 130 (ASTM E 1354)	28 MJ/kg
Fire protection for rail vehicles (DIN EN 45545-2) R22	HL 1 - HL 3
Fire protection for rail vehicles (DIN EN 45545-2) R23	HL 1 - HL 3
Fire protection for rail vehicles (DIN EN 45545-2) R24	HL 1 - HL 3
Fire protection for rail vehicles (DIN EN 45545-2) R26	HL 1 - HL 3

#### Dimensions

Width	6.2 mm
Length	63 mm
Height NS 35/7,5	54.5 mm
Height NS 35/15	62 mm

#### Connection data

Connection method	Screw connection
-------------------	------------------

## Sensor/actuator terminal block - DOKD 1,5-TG - 3011054

### Technical data

#### Connection data

Conductor cross section solid min.	0.2 mm <sup>2</sup>
Conductor cross section solid max.	4 mm <sup>2</sup>
Conductor cross section flexible min.	0.2 mm <sup>2</sup>
Conductor cross section flexible max.	2.5 mm <sup>2</sup>
Conductor cross section AWG min.	24
Conductor cross section AWG max.	12
Conductor cross section flexible, with ferrule without plastic sleeve min.	0.25 mm <sup>2</sup>
Conductor cross section flexible, with ferrule without plastic sleeve max.	2.5 mm <sup>2</sup>
Conductor cross section flexible, with ferrule with plastic sleeve min.	0.25 mm <sup>2</sup>
Conductor cross section flexible, with ferrule with plastic sleeve max.	2.5 mm <sup>2</sup>
Cross section with insertion bridge, solid max.	4 mm <sup>2</sup>
Cross section with insertion bridge, stranded max.	2.5 mm <sup>2</sup>
2 conductors with same cross section, solid min.	0.2 mm <sup>2</sup>
2 conductors with same cross section, solid max.	1 mm <sup>2</sup>
2 conductors with same cross section, stranded min.	0.2 mm <sup>2</sup>
2 conductors with same cross section, stranded max.	1 mm <sup>2</sup>
2 conductors with same cross section, stranded, ferrules without plastic sleeve, min.	0.25 mm <sup>2</sup>
2 conductors with same cross section, stranded, ferrules without plastic sleeve, max.	1 mm <sup>2</sup>
2 conductors with same cross section, stranded, TWIN ferrules with plastic sleeve, min.	0.5 mm <sup>2</sup>
2 conductors with same cross section, stranded, TWIN ferrules with plastic sleeve, max.	1 mm <sup>2</sup>
Cross section with insertion bridge, solid max.	4 mm <sup>2</sup>
Cross section with insertion bridge, stranded max.	2.5 mm <sup>2</sup>
Stripping length	8 mm
Internal cylindrical gage	A3
Screw thread	M3
Tightening torque, min	0.5 Nm
Tightening torque max	0.6 Nm
Connection method	Screw connection
Conductor cross section solid min.	0.2 mm <sup>2</sup>
Conductor cross section solid max.	4 mm <sup>2</sup>
Conductor cross section flexible min.	0.2 mm <sup>2</sup>
Conductor cross section flexible max.	2.5 mm <sup>2</sup>
Conductor cross section AWG min.	24
Conductor cross section AWG max.	14
Conductor cross section flexible, with ferrule without plastic sleeve min.	0.25 mm <sup>2</sup>
Conductor cross section flexible, with ferrule without plastic sleeve max.	2.5 mm <sup>2</sup>
Conductor cross section flexible, with ferrule with plastic sleeve min.	0.25 mm <sup>2</sup>
Conductor cross section flexible, with ferrule with plastic sleeve max.	2.5 mm <sup>2</sup>

## Sensor/actuator terminal block - DOKD 1,5-TG - 3011054

### Technical data

#### Connection data

Cross section with insertion bridge, solid max.	4 mm <sup>2</sup>
Cross section with insertion bridge, stranded max.	2.5 mm <sup>2</sup>
2 conductors with same cross section, solid min.	0.2 mm <sup>2</sup>
2 conductors with same cross section, solid max.	1 mm <sup>2</sup>
2 conductors with same cross section, stranded min.	0.2 mm <sup>2</sup>
2 conductors with same cross section, stranded max.	1 mm <sup>2</sup>
2 conductors with same cross section, stranded, ferrules without plastic sleeve, min.	0.25 mm <sup>2</sup>
2 conductors with same cross section, stranded, ferrules without plastic sleeve, max.	1 mm <sup>2</sup>
2 conductors with same cross section, stranded, TWIN ferrules with plastic sleeve, min.	0.5 mm <sup>2</sup>
2 conductors with same cross section, stranded, TWIN ferrules with plastic sleeve, max.	1 mm <sup>2</sup>
Cross section with insertion bridge, solid max.	4 mm <sup>2</sup>
Cross section with insertion bridge, stranded max.	2.5 mm <sup>2</sup>
Stripping length	8 mm
Screw thread	M3
Tightening torque, min	0.5 Nm
Tightening torque max	0.6 Nm

#### Standards and Regulations

Connection in acc. with standard	CSA
	IEC 60947-7-1/IEC 60947-7-2
	IEC 60947-7-1
Flammability rating according to UL 94	V2
Fire protection for rail vehicles (DIN EN 45545-2) R22	HL 1 - HL 3
Fire protection for rail vehicles (DIN EN 45545-2) R23	HL 1 - HL 3
Fire protection for rail vehicles (DIN EN 45545-2) R24	HL 1 - HL 3
Fire protection for rail vehicles (DIN EN 45545-2) R26	HL 1 - HL 3

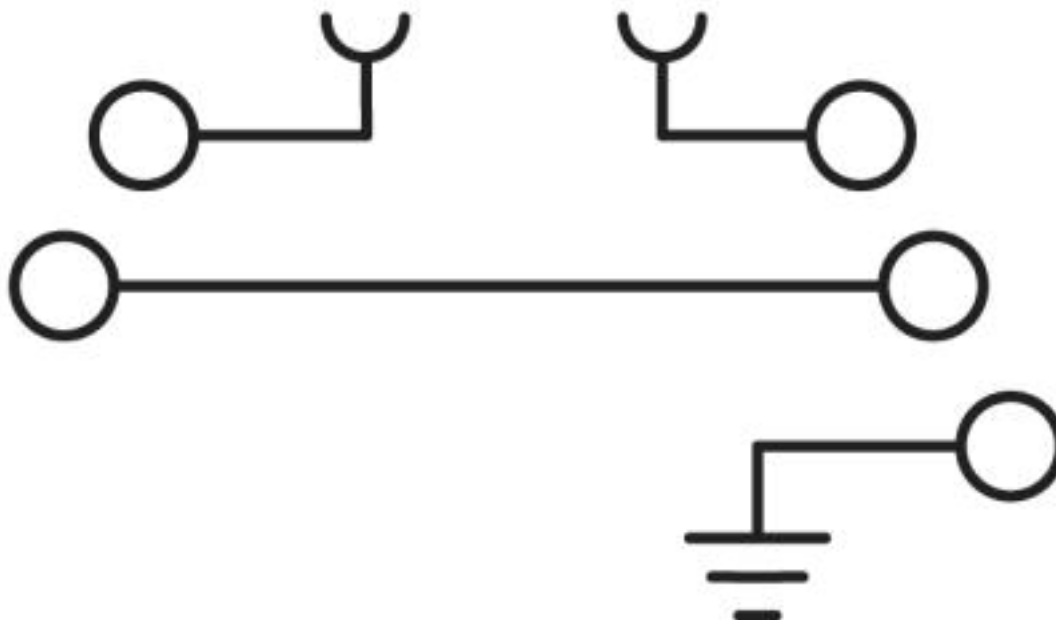
#### Environmental Product Compliance

REACH SVHC	Lead 7439-92-1
China RoHS	Environmentally Friendly Use Period = 50
	For details about hazardous substances go to tab "Downloads", Category "Manufacturer's declaration"

### Drawings

# Sensor/actuator terminal block - DOKD 1,5-TG - 3011054

Circuit diagram



## Classifications

eCl@ss

eCl@ss 4.0	27141100
eCl@ss 4.1	27141100
eCl@ss 5.0	27141100
eCl@ss 5.1	27141100
eCl@ss 6.0	27141100
eCl@ss 7.0	27141128
eCl@ss 8.0	27141128
eCl@ss 9.0	27141128

ETIM

ETIM 2.0	EC000900
ETIM 3.0	EC000900
ETIM 4.0	EC000900
ETIM 5.0	EC000900
ETIM 6.0	EC000900
ETIM 7.0	EC000900

UNSPSC

UNSPSC 6.01	30211811
UNSPSC 7.0901	39121410
UNSPSC 11	39121410
UNSPSC 12.01	39121410

<https://www.phoenixcontact.com/gb/products/3011054>



## Sensor/actuator terminal block - DOKD 1,5-TG - 3011054

### Classifications

#### UNSPSC

UNSPSC 13.2	39121410
-------------	----------

### Approvals


#### Approvals


#### Approvals


CSA / UL Recognized / cUL Recognized / EAC / cULus Recognized

#### Ex Approvals

### Approval details

CSA		<a href="http://www.csagroup.org/services-industries/product-listing/">http://www.csagroup.org/services-industries/product-listing/</a>	13631
Nominal voltage UN		300 V	
Nominal current IN		15 A	
mm <sup>2</sup> /AWG/kcmil		28-14	

UL Recognized		<a href="http://database.ul.com/cgi-bin/XYV/template/LISEXT/1FRAME/index.htm">http://database.ul.com/cgi-bin/XYV/template/LISEXT/1FRAME/index.htm</a>	FILE E 60425
Nominal voltage UN		300 V	
Nominal current IN		15 A	
mm <sup>2</sup> /AWG/kcmil		30-14	

cUL Recognized		<a href="http://database.ul.com/cgi-bin/XYV/template/LISEXT/1FRAME/index.htm">http://database.ul.com/cgi-bin/XYV/template/LISEXT/1FRAME/index.htm</a>	FILE E 60425
Nominal voltage UN		300 V	
Nominal current IN		15 A	
mm <sup>2</sup> /AWG/kcmil		30-14	

EAC		EAC-Zulassung
-----	-------------------------------------------------------------------------------------	---------------

<https://www.phoenixcontact.com/gb/products/3011054>



## Sensor/actuator terminal block - DOKD 1,5-TG - 3011054

### Approvals

cULus Recognized



Phoenix Contact 2019 © - all rights reserved  
<http://www.phoenixcontact.com>



# SCATTERGOOD & JOHNSON LTD

ELECTRICAL ENGINEERING & FLUID CONTROL DISTRIBUTORS

Est.1899

At Scattergood & Johnson Ltd, we pride ourselves on being a technical distributor to specialist industries.

Working with a range of quality product suppliers across a number of specialist markets, we are not your average 'box shifter' - we are your technical and supply chain partner.

We fully support every product we sell - for free! Our internal team and external sales engineers can answer any product or application question, no matter the complexity.

Backing up this technical ability is a range of 50,000+ products available from stock for nationwide next day delivery (same day if required!), or you can collect what you need from any of our trade counters around the UK.

Select your specialist interest below to learn more about how we can help.



Online, In Branch and On the Road - Scattergood & Johnson Ltd, there when you need us.

# [www.scatts.co.uk](http://www.scatts.co.uk)