

Feed-through terminal block - PT 2,5 - 3209510

Please be informed that the data shown in this PDF Document is generated from our Online Catalog. Please find the complete data in the user's documentation. Our General Terms of Use for Downloads are valid (<http://phoenixcontact.com/download>)




Feed-through terminal block, nom. voltage: 800 V, nominal current: 24 A, connection method: Push-in connection, number of connections: 2, number of positions: 1, cross section: 0.14 mm² - 4 mm², AWG: 26 - 12, width: 5.2 mm, height: 35.3 mm, color: gray, mounting type: NS 35/7,5, NS 35/15

Your advantages

- ✓ The Push-in connection terminal blocks are characterized by the system features of the CLIPLINE complete system and by easy and tool-free wiring of conductors with ferrules or solid conductors
- ✓ The compact design and front connection enable wiring in a confined space
- ✓ In addition to the testing facility in the double function shaft, all terminal blocks provide an additional test connection
- ✓ Tested for railway applications




Key Commercial Data

| | |
|--------------------------------------|---|
| Packing unit | 50 pc |
| Minimum order quantity | 50 pc |
| GTIN |  4 046356 329781 |
| GTIN | 4046356329781 |
| Weight per Piece (excluding packing) | 5.800 g |
| Custom tariff number | 85369010 |
| Country of origin | Germany |

Technical data

General

| | |
|--|---------------------|
| Number of positions | 1 |
| Number of levels | 1 |
| Number of connections | 2 |
| Potentials | 1 |
| Nominal cross section | 2.5 mm ² |
| Color | gray |
| Insulating material | PA |
| Flammability rating according to UL 94 | V0 |

Feed-through terminal block - PT 2,5 - 3209510

Technical data

General

| | |
|---|--|
| Area of application | Railway industry |
| | Machine building |
| | Plant engineering |
| | Process industry |
| Rated surge voltage | 8 kV |
| Degree of pollution | 3 |
| Overvoltage category | III |
| Insulating material group | I |
| Maximum power dissipation for nominal condition | 0.77 W |
| Designation | Level 1 above 1 below 1 |
| Maximum load current | 28 A (with 4 mm ² conductor cross section, rigid) |
| Nominal current I _N | 24 A (at 2.5 mm ²) |
| Nominal voltage U _N | 800 V |
| Open side panel | Yes |
| Shock protection test specification | DIN EN 50274 (VDE 0660-514):2002-11 |
| Back of the hand protection | guaranteed |
| Finger protection | guaranteed |
| Result of surge voltage test | Test passed |
| Surge voltage test setpoint | 9.8 kV |
| Result of power-frequency withstand voltage test | Test passed |
| Power frequency withstand voltage setpoint | 2 kV |
| Result of the test for mechanical stability of terminal points (5 x conductor connection) | Test passed |
| Result of bending test | Test passed |
| Bending test rotation speed | 10 rpm |
| Bending test turns | 135 |
| Bending test conductor cross section/weight | 0.14 mm ² / 0.2 kg |
| | 2.5 mm ² / 0.7 kg |
| | 4 mm ² / 0.9 kg |
| Tensile test result | Test passed |
| Conductor cross section tensile test | 0.14 mm ² |
| Tractive force setpoint | 10 N |
| Conductor cross section tensile test | 2.5 mm ² |
| Tractive force setpoint | 50 N |
| Conductor cross section tensile test | 4 mm ² |
| Tractive force setpoint | 60 N |
| Result of tight fit on support | Test passed |
| Tight fit on carrier | NS 35/7.5 |
| Setpoint | 1 N |
| Result of voltage-drop test | Test passed |
| Requirements, voltage drop | ≤ 3.2 mV |

Feed-through terminal block - PT 2,5 - 3209510

Technical data

General

| | |
|---|--|
| Result of temperature-rise test | Test passed |
| Short circuit stability result | Test passed |
| Conductor cross section short circuit testing | 2.5 mm ² |
| Short-time current | 0.3 kA |
| Conductor cross section short circuit testing | 4 mm ² |
| Short-time current | 0.48 kA |
| Result of thermal test | Test passed |
| Ageing test for screwless modular terminal block temperature cycles | 192 |
| Proof of thermal characteristics (needle flame) effective duration | 30 s |
| Result of aging test | Test passed |
| Oscillation, broadband noise test result | Test passed |
| Test specification, oscillation, broadband noise | DIN EN 50155 (VDE 0115-200):2008-03 |
| Test spectrum | Service life test category 2, bogie-mounted |
| Test frequency | f ₁ = 5 Hz to f ₂ = 250 Hz |
| ASD level | 6.12 (m/s ²) ² /Hz |
| Acceleration | 3.12 g |
| Test duration per axis | 5 h |
| Test directions | X-, Y- and Z-axis |
| Shock test result | Test passed |
| Test specification, shock test | DIN EN 50155 (VDE 0115-200):2008-03 |
| Shock form | Half-sine |
| Acceleration | 30g |
| Shock duration | 18 ms |
| Number of shocks per direction | 3 |
| Test directions | X-, Y- and Z-axis (pos. and neg.) |
| Relative insulation material temperature index (Elec., UL 746 B) | 130 °C |
| Temperature index of insulation material (DIN EN 60216-1 (VDE 0304-21)) | 125 °C |
| Static insulating material application in cold | -60 °C |
| Behavior in fire for rail vehicles (DIN 5510-2) | Test passed |
| Flame test method (DIN EN 60695-11-10) | V0 |
| Oxygen index (DIN EN ISO 4589-2) | >32 % |
| NF F16-101, NF F10-102 Class I | 2 |
| NF F16-101, NF F10-102 Class F | 2 |
| Surface flammability NFPA 130 (ASTM E 162) | passed |
| Specific optical density of smoke NFPA 130 (ASTM E 662) | passed |
| Smoke gas toxicity NFPA 130 (SMP 800C) | passed |
| Calorimetric heat release NFPA 130 (ASTM E 1354) | 27,5 MJ/kg |
| Fire protection for rail vehicles (DIN EN 45545-2) R22 | HL 1 - HL 3 |
| Fire protection for rail vehicles (DIN EN 45545-2) R23 | HL 1 - HL 3 |
| Fire protection for rail vehicles (DIN EN 45545-2) R24 | HL 1 - HL 3 |

Feed-through terminal block - PT 2,5 - 3209510

Technical data

General

| | |
|--|-------------|
| Fire protection for rail vehicles (DIN EN 45545-2) R26 | HL 1 - HL 3 |
|--|-------------|

Dimensions

| | |
|------------------|---------|
| Width | 5.2 mm |
| End cover width | 2.2 mm |
| Length | 48.5 mm |
| Height | 35.3 mm |
| Height NS 35/7,5 | 36.5 mm |
| Height NS 35/15 | 44 mm |

Connection data

| | |
|---|----------------------|
| Connection | 1 level |
| Connection method | Push-in connection |
| Stripping length | 8 mm ... 10 mm |
| Connection in acc. with standard | IEC 60947-7-1 |
| Conductor cross section solid min. | 0.14 mm ² |
| Conductor cross section solid max. | 4 mm ² |
| Conductor cross section AWG min. | 26 |
| Conductor cross section AWG max. | 12 |
| Conductor cross section flexible min. | 0.14 mm ² |
| Conductor cross section flexible max. | 4 mm ² |
| Min. AWG conductor cross section, flexible | 26 |
| Max. AWG conductor cross section, flexible | 14 |
| Conductor cross section flexible, with ferrule without plastic sleeve min. | 0.14 mm ² |
| Conductor cross section flexible, with ferrule without plastic sleeve max. | 2.5 mm ² |
| Conductor cross section flexible, with ferrule with plastic sleeve min. | 0.14 mm ² |
| Conductor cross section flexible, with ferrule with plastic sleeve max. | 2.5 mm ² |
| 2 conductors with same cross section, stranded, TWIN ferrules with plastic sleeve, max. | 0.5 mm ² |
| Connection in acc. with standard | IEC/EN 60079-7 |
| Conductor cross section solid min. | 0.14 mm ² |
| Conductor cross section solid max. | 4 mm ² |
| Conductor cross section AWG min. | 26 |
| Conductor cross section AWG max. | 12 |
| Conductor cross section flexible min. | 0.14 mm ² |
| Conductor cross section flexible max. | 2.5 mm ² |
| Internal cylindrical gage | A3 |

Standards and Regulations

| | |
|--|---------------|
| Connection in acc. with standard | CSA |
| | IEC 60947-7-1 |
| Flammability rating according to UL 94 | V0 |
| Fire protection for rail vehicles (DIN EN 45545-2) R22 | HL 1 - HL 3 |

Feed-through terminal block - PT 2,5 - 3209510

Technical data

Standards and Regulations

| | |
|--|-------------|
| Fire protection for rail vehicles (DIN EN 45545-2) R23 | HL 1 - HL 3 |
| Fire protection for rail vehicles (DIN EN 45545-2) R24 | HL 1 - HL 3 |
| Fire protection for rail vehicles (DIN EN 45545-2) R26 | HL 1 - HL 3 |

Environmental Product Compliance

| | |
|------------|---|
| China RoHS | Environmentally friendly use period: unlimited = EFUP-e |
| | No hazardous substances above threshold values |

Drawings

Circuit diagram



Classifications

eCl@ss

| | |
|------------|----------|
| eCl@ss 4.0 | 27141100 |
| eCl@ss 4.1 | 27141100 |
| eCl@ss 5.0 | 27141100 |
| eCl@ss 5.1 | 27141100 |
| eCl@ss 6.0 | 27141100 |
| eCl@ss 7.0 | 27141120 |
| eCl@ss 8.0 | 27141120 |
| eCl@ss 9.0 | 27141120 |

ETIM

| | |
|----------|----------|
| ETIM 2.0 | EC000897 |
| ETIM 3.0 | EC000897 |
| ETIM 4.0 | EC000897 |
| ETIM 5.0 | EC000897 |
| ETIM 6.0 | EC000897 |
| ETIM 7.0 | EC000897 |

UNSPSC

| | |
|---------------|----------|
| UNSPSC 6.01 | 30211811 |
| UNSPSC 7.0901 | 39121410 |
| UNSPSC 11 | 39121410 |
| UNSPSC 12.01 | 39121410 |
| UNSPSC 13.2 | 39121410 |



Feed-through terminal block - PT 2,5 - 3209510

Approvals

Approvals

Approvals

DNV GL / NK / CSA / BV / LR / NK / ABS / UL Recognized / cUL Recognized / IECCEB Scheme / VDE Zeichengenehmigung / EAC / RS / cULus Recognized

Ex Approvals

IECEEx / ATEX / UL Recognized / cUL Recognized / EAC Ex / cULus Recognized

Approval details

| | | | |
|--------|--|---|------------|
| DNV GL | | https://approvalfinder.dnvgl.com/ | TAE00003JE |
|--------|--|---|------------|

| | | | |
|----|----------------|---|----------|
| NK | ClassNK | http://www.classnk.or.jp/hp/en/ | 14ME0912 |
|----|----------------|---|----------|

| | | | |
|----------------------------|--|---|-------|
| CSA | | http://www.csagroup.org/services-industries/product-listing/ | 13631 |
| | | B | C |
| Nominal voltage UN | | 600 V | 600 V |
| Nominal current IN | | 20 A | 20 A |
| mm ² /AWG/kcmil | | 26-12 | 26-12 |

| | | | |
|----|--|---|-------------|
| BV | | http://www.veristar.com/portal/veristarinfo/generalinfo/approved/approvedProducts/equipmentAndMaterials | 25278/B0 BV |
|----|--|---|-------------|


| | | | |
|----|--|---|----------|
| LR | | http://www.lr.org/en | 14/20056 |
|----|--|---|----------|


| | | | |
|----|----------------|---|----------|
| NK | ClassNK | http://www.classnk.or.jp/hp/en/ | 14ME0913 |
|----|----------------|---|----------|


| | | | |
|-----|--|---|------------------|
| ABS | | http://www.eagle.org/eagleExternalPortalWEB/ | 16-HG1591536-PDA |
|-----|--|---|------------------|


Feed-through terminal block - PT 2,5 - 3209510

Approvals

| | | | |
|----------------------------|---|---|--------------|
| UL Recognized |  | http://database.ul.com/cgi-bin/XYV/template/LISEXT/1FRAME/index.htm | FILE E 60425 |
| | B | C | |
| Nominal voltage UN | 600 V | 600 V | |
| Nominal current IN | 20 A | 20 A | |
| mm ² /AWG/kcmil | 26-12 | 26-12 | |

| | | | |
|----------------------------|---|---|--------------|
| cUL Recognized |  | http://database.ul.com/cgi-bin/XYV/template/LISEXT/1FRAME/index.htm | FILE E 60425 |
| | B | C | |
| Nominal voltage UN | 600 V | 600 V | |
| Nominal current IN | 20 A | 20 A | |
| mm ² /AWG/kcmil | 26-12 | 26-12 | |

| | | | |
|----------------------------|---|---|-----------|
| IECEE CB Scheme |  | http://www.iecee.org/ | DE1-61341 |
| Nominal voltage UN | 800 V | | |
| mm ² /AWG/kcmil | 0.2-2.5 | | |

| | | | |
|----------------------------|---|---|----------|
| VDE Zeichengenehmigung |  | http://www2.vde.com/de/Institut/Online-Service/VDE-gepruefteProdukte/Seiten/Online-Suche.aspx | 40032222 |
| Nominal voltage UN | 800 V | | |
| Nominal current IN | 24 A | | |
| mm ² /AWG/kcmil | 0.2-2.5 | | |

| | | |
|-----|---|--------------------------|
| EAC |  | RU C- DE.AI30.B.01102 |
|-----|---|--------------------------|

| | | | |
|----|---|---|--------------|
| RS |  | http://www.rs-head.spb.ru/en/index.php | 17.00013.272 |
|----|---|---|--------------|

<https://www.phoenixcontact.com/gb/products/3209510>



Feed-through terminal block - PT 2,5 - 3209510

Approvals

cULus Recognized



Phoenix Contact 2019 © - all rights reserved
<http://www.phoenixcontact.com>



SCATTERGOOD & JOHNSON LTD

ELECTRICAL ENGINEERING & FLUID CONTROL DISTRIBUTORS

Est.1899

At Scattergood & Johnson Ltd, we pride ourselves on being a technical distributor to specialist industries.

Working with a range of quality product suppliers across a number of specialist markets, we are not your average 'box shifter' - we are your technical and supply chain partner.

We fully support every product we sell - for free! Our internal team and external sales engineers can answer any product or application question, no matter the complexity.

Backing up this technical ability is a range of 50,000+ products available from stock for nationwide next day delivery (same day if required!), or you can collect what you need from any of our trade counters around the UK.

Select your specialist interest below to learn more about how we can help.



Online, In Branch and On the Road - Scattergood & Johnson Ltd, there when you need us.

www.scatts.co.uk