


Feed-Through Terminal Blocks PT

Article description	PT 2,5-QUATTRO *
Article no.	3209578 *
EC-TYPE EXAMINATION CERTIFICATE IECEX-CERTIFICATE	PTB 09 ATEX 1111 U* IECEX PTB 10.0021 U*
Marking	
Assembly on mounting rails	NS 35 acc. to EN 60715-TH 35
Stripping length	10 mm
Assembly instructions	See page 2
Operating temperature range	-60 °C ... +110 °C



Technical data according to IEC/EN 60079-7 (increased safety „e“)

Rated insulation voltage	500 V	
Rated voltage	550 V	
Nominal current	19 A	ΔT 40 K
Max. rated current	23 A**	ΔT 40 K
Temperature rise	33 K	(21 A / 2,5 mm ²)
Contact resistance	1,1 mΩ	

Connection capacity

Rated cross-section	2,5 mm ²	AWG 14
Max. conductor cross-section	4 mm ²	AWG 12
Connectable conductor cross-section	0,14 - 4 mm ² rigid 0,14 - 2,5 mm ² flexible	AWG 26 - 12 rigid AWG 26 - 14 flexible

Data of insulation material

Description	PA 6.6	
Creep resistance acc. to IEC 60112 / material group	CTI 600 / I	

Accessories	Description	Article no.	
Cover	D-ST 2,5-QUATTRO	3030488	
Partition plate	ATP-ST-QUATTRO	3030489	
Plug-in bridge	FBS 2-5	3030161	Max. 19 A / 2,5 mm ² ΔT 40 K
	FBS 3-5	3030174	
	FBS 4-5	3030187	
	FBS 5-5	3030190	
	FBS 10-5	3030213	
	FBS 20-5	3030226	
	FBS 50-5	3038930	

* valid for colour variants

** The max. load current must not be exceeded by the total current of all connected conductors!

Important assembly instructions – increased safety „e“

The Terminal Blocks are suitable for use in enclosures in Atmospheres with flammable gases or combustible dust. For flammable gases these enclosures must satisfy the requirements according to IEC/EN 60079-0 and IEC/EN 60079-7. For combustible dust these enclosures must satisfy the relevant requirements of IEC/EN 60079-31.

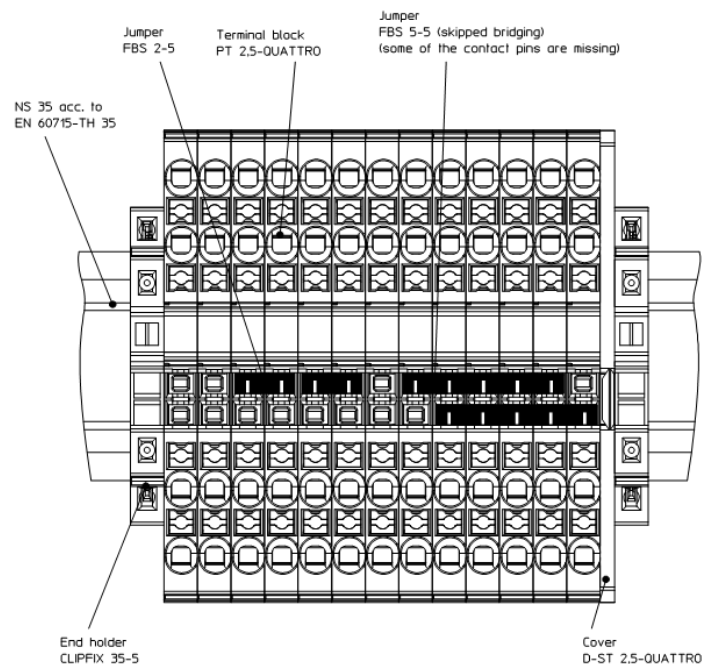
When assembling with other certified series and sizes of terminal blocks and using belonging accessories, the required creepage distances and clearances have to be observed.

When using the jumpers to achieve a skipped bridging the rated voltage is reduced to 352 V. When using cut-to-length plug-in bridges data and examples of use have to be observed as stated in the enclosure.

If conductors with smaller cross section as the rated cross section are used, the belonging lower current has to be laid down in the EC-Type Examination Certificate of the complete apparatus.

The Terminal Blocks may be used, based on the self-heating when used at the nominal current and at ambient temperatures of $-50\text{ }^{\circ}\text{C}$ to $+40\text{ }^{\circ}\text{C}$ at the mounting position in electrical apparatus, e.g. junction and connection boxes, for temperature class T6. When the Terminal Blocks are used in electrical apparatus of temperature classes T5 up to T1, the highest temperature of the insulating material shall not exceed the maximum value of the operating temperature range.

The Terminal Blocks and their appropriate accessories have to be assembled as specified below.



Operational instructions – Intrinsic safety “i”

IEC/EN 60079-14 Clause 12 describes modular terminal blocks as simple apparatus when used in intrinsically-safe circuits. Testing by a notified body and marking is not required. If terminal blocks be identifiable as part of an intrinsically circuit are marked by a colour, the colour used shall be [light blue](#).

Testing for compliance to intrinsically safe requirements including clearance, creepage, and solid insulation distances specified in IEC/EN 60079-0 and IEC/EN 60079-11 have been performed for circuits up to **60 V**.

Compliance with distance requirements of IEC/EN 60079-14 Clause 12.2.3 for the connection of separated intrinsically-safe circuit accessories is met. A minimum distance of 50 mm to separate clamping units of intrinsically-safe and non intrinsically-safe circuits is required through the use of a separating plate or similar device.

Attestation of Conformity

The above-mentioned product conforms with the most important requirements of directive 2014/34/EU (ATEX directive) and its amending directives. The following pertinent standards were consulted for evaluating the conformity:

- IEC 60079-0/EN 60079-0
- IEC 60079-7/EN 60079-7

For the complete list of relevant standards, including the issue status, see certificate of conformity. This is available for download at www.phoenixcontact.com in the e-shop under the category manufacturer's declaration.

Conformance with the provisions of the ATEX directive was certified by the following notified body:

PHYSIKALISCH-TECHNISCHE BUNDESANSTALT

Address: Bundesallee 100, 38116 Braunschweig, Germany [Kenn-Nr.: 0102]
 Certificate: PTB 09 ATEX 1111, 2012-10-08
 (No., Date)

This attestation certifies the conformity with the indicated directive, it does not, however, covenant any characteristics. The instructions for safety and installation have to be observed.

PHOENIX CONTACT GmbH & Co. KG
 Flachsmarktstraße 8
 32825 Blomberg
 Germany



+49 – (0) 52 35 – 3-00



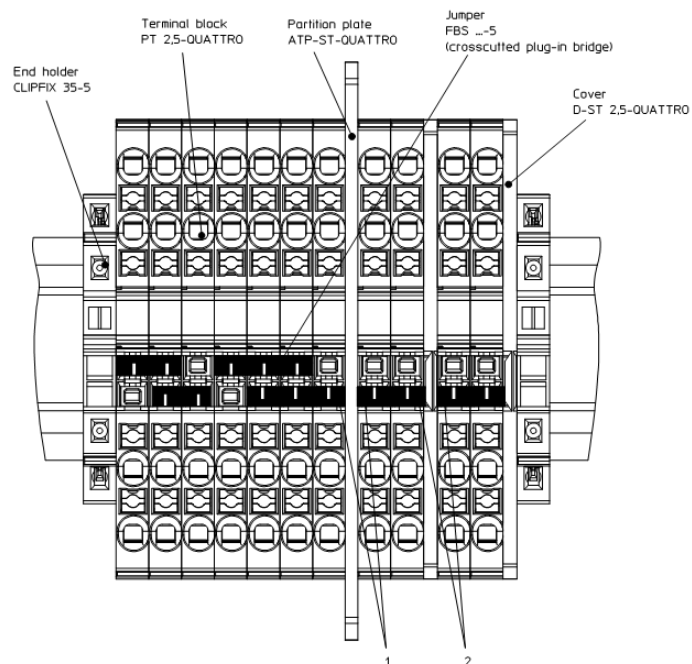
+49 – (0) 52 35 – 3-4 12 00



www.phoenixcontact.com

Enclosure

Notes on the application of cut-to-length plug-in bridges



Depending on the separating plate between directly facing plug-in bridges, the rated voltages reduces to

- 1) 550 V with ATP-ST-QUATTRO
- 2) 275 V with D-ST 2,5-QUATTRO

when using cut-to-length plug-in bridges.

Other combinations as presented are not permissible and therefore not covered by the certificate.



SCATTERGOOD & JOHNSON LTD

ELECTRICAL ENGINEERING & FLUID CONTROL DISTRIBUTORS

Est.1899

At Scattergood & Johnson Ltd, we pride ourselves on being a technical distributor to specialist industries.

Working with a range of quality product suppliers across a number of specialist markets, we are not your average 'box shifter' - we are your technical and supply chain partner.

We fully support every product we sell - for free! Our internal team and external sales engineers can answer any product or application question, no matter the complexity.

Backing up this technical ability is a range of 50,000+ products available from stock for nationwide next day delivery (same day if required!), or you can collect what you need from any of our trade counters around the UK.

Select your specialist interest below to learn more about how we can help.



Online, In Branch and On the Road - Scattergood & Johnson Ltd, there when you need us.

www.scatts.co.uk