

## Repeater - PSI-REP-DNET CAN - 2313423

Please be informed that the data shown in this PDF Document is generated from our Online Catalog. Please find the complete data in the user's documentation. Our General Terms of Use for Downloads are valid (<http://phoenixcontact.com/download>)



Modular repeater for electrical isolation and increasing the range for DeviceNet/SDS/CANopen, data rate of up to 1 Mbps. High-quality electrical isolation between the interfaces, DIN-rail mountable, 24 V DC supply.

### Your advantages

- ✓ Automatic data rate detection or fixed data rate setting via DIP switches
- ✓ Data rates of up to 1 Mbps
- ✓ High-quality 4-way isolation between all interfaces
- ✓ Can be combined with PSI-MOS FO converters in a modular way thanks to DIN rail connectors
- ✓ All connections can be plugged in using a COMBICON screw terminal block
- ✓ Approved for use in zone 2
- ✓ Shipbuilding approval in accordance with DNV GL




DeviceNet

CANopen



Distributed  
Network  
Protocol

### Key Commercial Data

Packing unit	1 pc
GTIN	 4 046356 428392
GTIN	4046356428392
Weight per Piece (excluding packing)	233.470 g
Custom tariff number	85176200
Country of origin	Germany

### Technical data

#### Note

Utilization restriction	EMC: class A product, see manufacturer's declaration in the download area
-------------------------	---

#### Dimensions

Width	35 mm
Height	111 mm
Depth	121 mm

# Repeater - PSI-REP-DNET CAN - 2313423

## Technical data

### Ambient conditions

Ambient temperature (operation)	-20 °C ... 60 °C
Ambient temperature (storage/transport)	-40 °C ... 85 °C
Permissible humidity (operation)	30 % ... 95 % (non-condensing)
Altitude	≤ 5000 m (For restrictions, see the manufacturer's declaration for altitude operation)
Degree of protection	IP20
Noise immunity	EN 61000-6-2

### General

Bit delay	One telegram length (EXTENDED)
Bit distortion, input	± 35 %
Bit distortion, output	< 6.25 %
Electrical isolation	according to EN 60950
	VCC // TBUS // CAN A // CAN B
Test voltage data interface/power supply	1.5 kV <sub>rms</sub> (50 Hz, 1 min.)
Electromagnetic compatibility	Conformance with EMC Directive 2014/30/EU
Noise emission	EN 55011
Net weight	233.466 g
Housing material	PA 6.6-FR
Color	green
MTBF	823 Years (Telcordia standard, 25°C temperature, 21% operating cycle (5 days a week, 8 hours a day))
	170 Years (Telcordia standard, 40°C temperature, 34.25% operating cycle (5 days a week, 12 hours a day))
MTTF	1091 Years (SN 29500 standard, temperature 25 °C, operating cycle 21 % (5 days a week, 8 hours a day))
	514 Years (SN 29500 standard, temperature 40 °C, operating cycle 34.25 % (5 days a week, 12 hours a day))
	208 Years (SN 29500 standard, temperature 40 °C, operating cycle 100 % (7 days a week, 24 hours a day))

### Power supply

Nominal supply voltage	24 V DC
Supply voltage range	10 V DC ... 30 V DC (via pluggable COMBICON screw terminal block)
Max. current consumption	80 mA
Typical current consumption	55 mA (24 V DC)

### Serial interface

Interface 1	CAN interface, in accordance with ISO/IS 11898 for DeviceNet, CAN, CANopen
Operating mode	Semi-duplex
No. of ports	2 (CAN_High / CAN_Low)
Connection method	COMBICON plug-in screw terminal block
File format/coding	Bit stuffing, NRZ
Transmission medium	2-wire twisted pair, shielded

## Repeater - PSI-REP-DNET CAN - 2313423

### Technical data

#### Serial interface

Transmission method	CSMA/CA
Transmission length	≤ 5000 m (Dependent on the data rate and the protocol used)
Number of bus devices	≤ 64 (per potential segment)
	≤ 63 (DeviceNet™, can be addressed logically)
	≤ 128 (CANopen®, can be addressed logically)
Termination resistor	124 Ω (Integrated and ready to be switched)
Conductor cross section solid min.	0.2 mm <sup>2</sup>
Conductor cross section solid max.	2.5 mm <sup>2</sup>
Conductor cross section flexible min.	0.2 mm <sup>2</sup>
Conductor cross section flexible max.	2.5 mm <sup>2</sup>
Conductor cross section AWG min.	24
Conductor cross section AWG max.	14
Interface 2	CAN interface, in accordance with ISO/IS 11898 for DeviceNet, CAN, CANopen
Operating mode	Semi-duplex
No. of ports	2 (CAN_High / CAN_Low)
Connection method	COMBICON plug-in screw terminal block
File format/coding	Bit stuffing, NRZ
Transmission medium	2-wire twisted pair, shielded
Transmission method	CSMA/CA
Transmission length	≤ 5000 m (Dependent on the data rate and the protocol used)
Number of bus devices	≤ 64 (per potential segment)
	≤ 63 (DeviceNet™, can be addressed logically)
	≤ 128 (CANopen®, can be addressed logically)
Termination resistor	124 Ω (Integrated and ready to be switched)
Conductor cross section solid min.	0.2 mm <sup>2</sup>
Conductor cross section solid max.	2.5 mm <sup>2</sup>
Conductor cross section flexible min.	0.2 mm <sup>2</sup>
Conductor cross section flexible max.	2.5 mm <sup>2</sup>
Conductor cross section AWG min.	24
Conductor cross section AWG max.	14

#### Function

Status and diagnostic indicators	LEDs: VCC (supply voltage), NET A (Mod/Net status port A), NET B (Mod/Net status port B), ACT (activity/data traffic)
----------------------------------	---

#### Digital outputs

Output name	Relay output
Number of outputs	1
Contact type	N/O contact
Minimum switching voltage	10 V DC
Maximum switching voltage	30 V DC

## Repeater - PSI-REP-DNET CAN - 2313423

### Technical data

#### Digital outputs

Limiting continuous current	500 mA
-----------------------------	--------

#### Conformance/approvals

Designation	CE
Identification	CE-compliant
Designation	EAC
Identification	EAC
Designation	ATEX
Identification	# II 3 G Ex nA IIC T4 Gc X
Additional text	Please follow the special installation instructions in the documentation!
Designation	UL, USA/Canada
Identification	508 Listed
Designation	Corrosive gas test
Identification	ISA-S71.04-1985 G3 Harsh Group A
Designation	Shipbuilding
Identification	DNV GL
Temperature	B
Humidity	A
Vibration	A
EMC	B
Enclosure	Required protection according to the Rules shall be provided upon installation on board

#### Standards and Regulations

Electromagnetic compatibility	Conformance with EMC Directive 2014/30/EU
Type of test	Free fall in acc. with IEC 60068-2-32
Test result	1 m
Type of test	Vibration resistance in acc. with EN 60068-2-6/IEC 60068-2-6
Test result	5g, 10...150 Hz, 2.5 h, in XYZ direction
Type of test	Shock in acc. with EN 60068-2-27/IEC 60068-2-27
Test result	15g, 11 ms period, half-sine shock pulse
Noise emission	EN 55011
Noise immunity	EN 61000-6-2
Free from substances that could impair the application of coating	according to P-VW 3.10.7 57 65 0 VW-AUDI-Seat central standard
Standards/regulations	EN 61000-4-2
Contact discharge	± 6 kV
Standards/regulations	EN 61000-4-3
Frequency range	80 MHz ... 3 GHz
Standards/regulations	EN 61000-4-4
Comments	Criterion B
Standards/regulations	EN 61000-4-5
Signal	± 1 kV

<https://www.phoenixcontact.com/gb/products/2313423>



## Repeater - PSI-REP-DNET CAN - 2313423

### Technical data

#### Standards and Regulations

Standards/regulations	EN 55011
	EN 61000-4-6
Designation	Air clearances and creepage distances
Standards/regulations	DIN EN 50178, DIN EN 60950
Electrical isolation	according to EN 60950

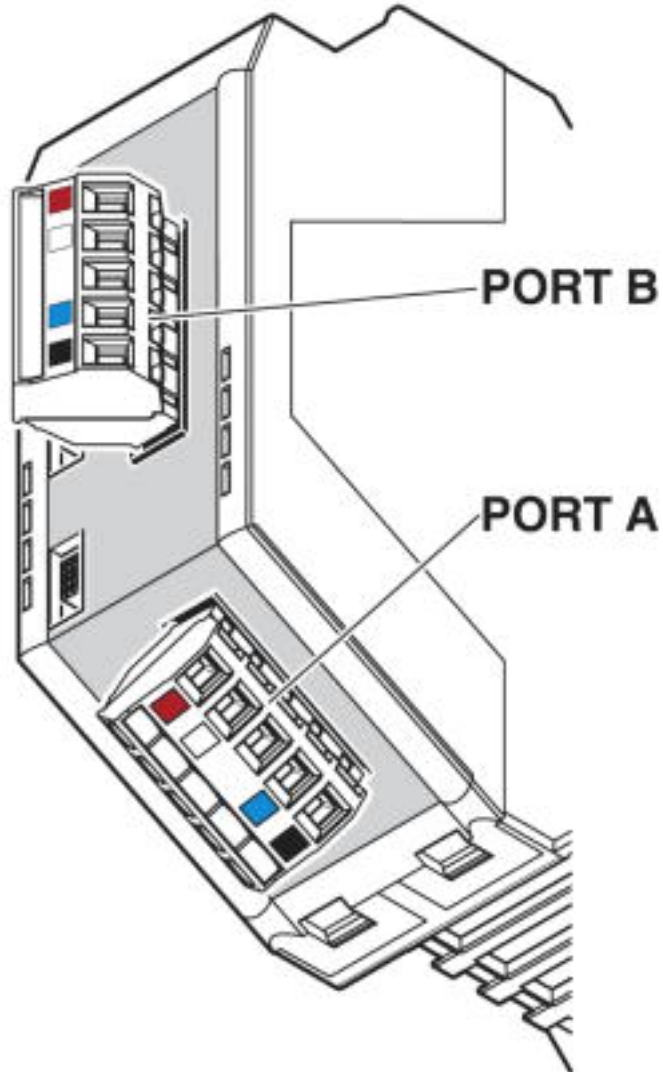
#### Environmental Product Compliance

REACH SVHC	Lead 7439-92-1
China RoHS	Environmentally Friendly Use Period = 50
	For details about hazardous substances go to tab "Downloads", Category "Manufacturer's declaration"

### Drawings

# Repeater - PSI-REP-DNET CAN - 2313423

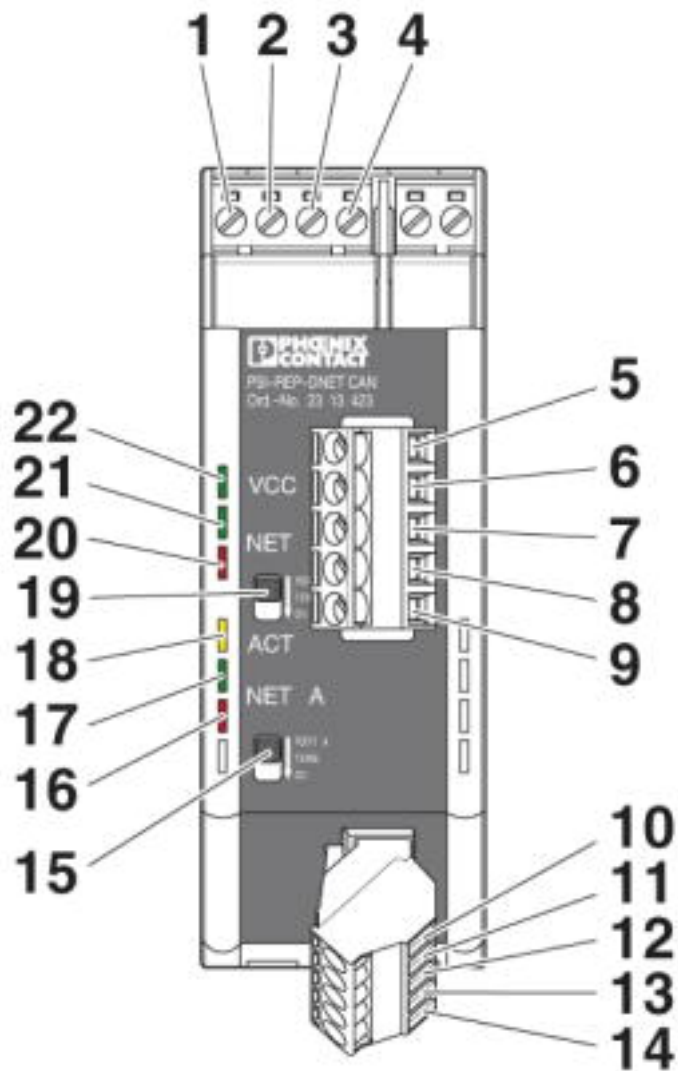
Schematic diagram



Device connections

# Repeater - PSI-REP-DNET CAN - 2313423

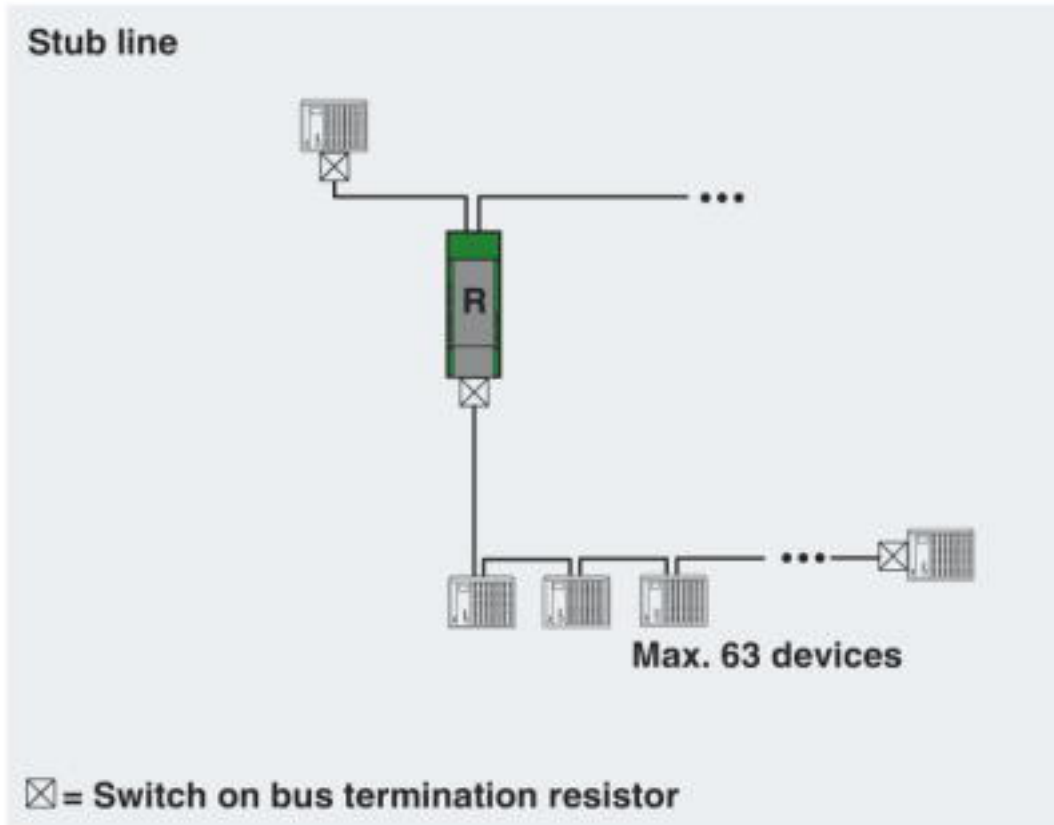
Schematic diagram



Front view

# Repeater - PSI-REP-DNET CAN - 2313423

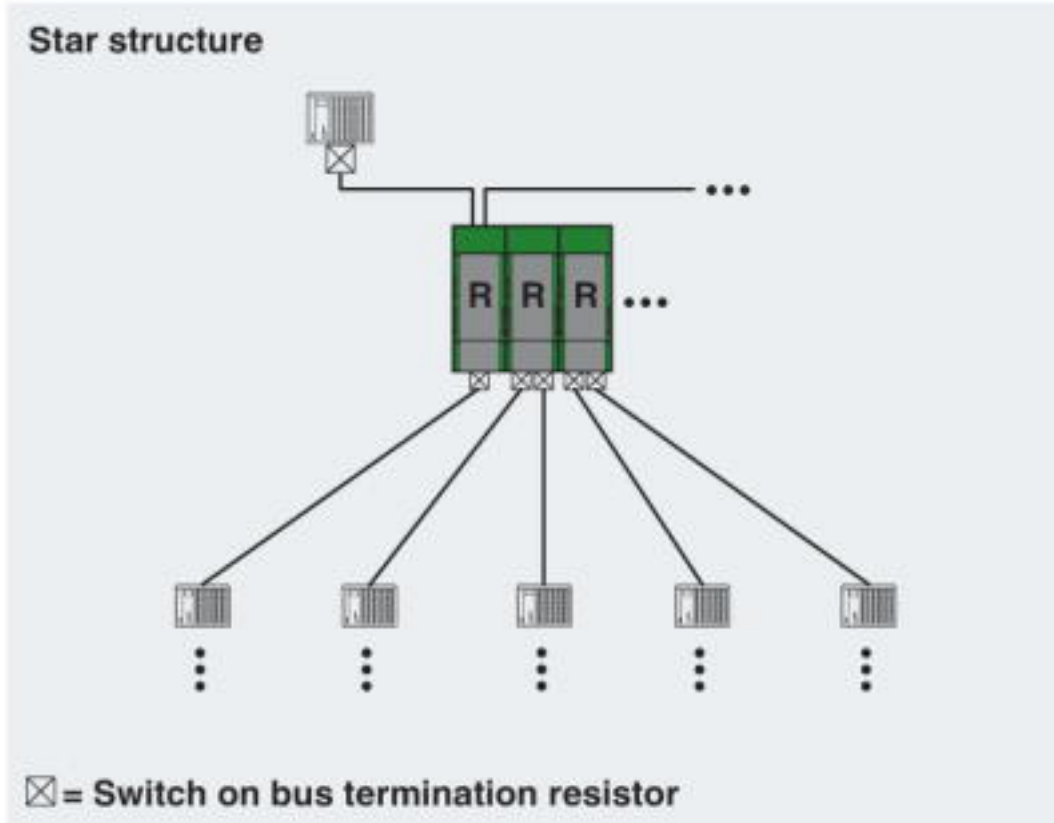
Application drawing



Branch line

# Repeater - PSI-REP-DNET CAN - 2313423

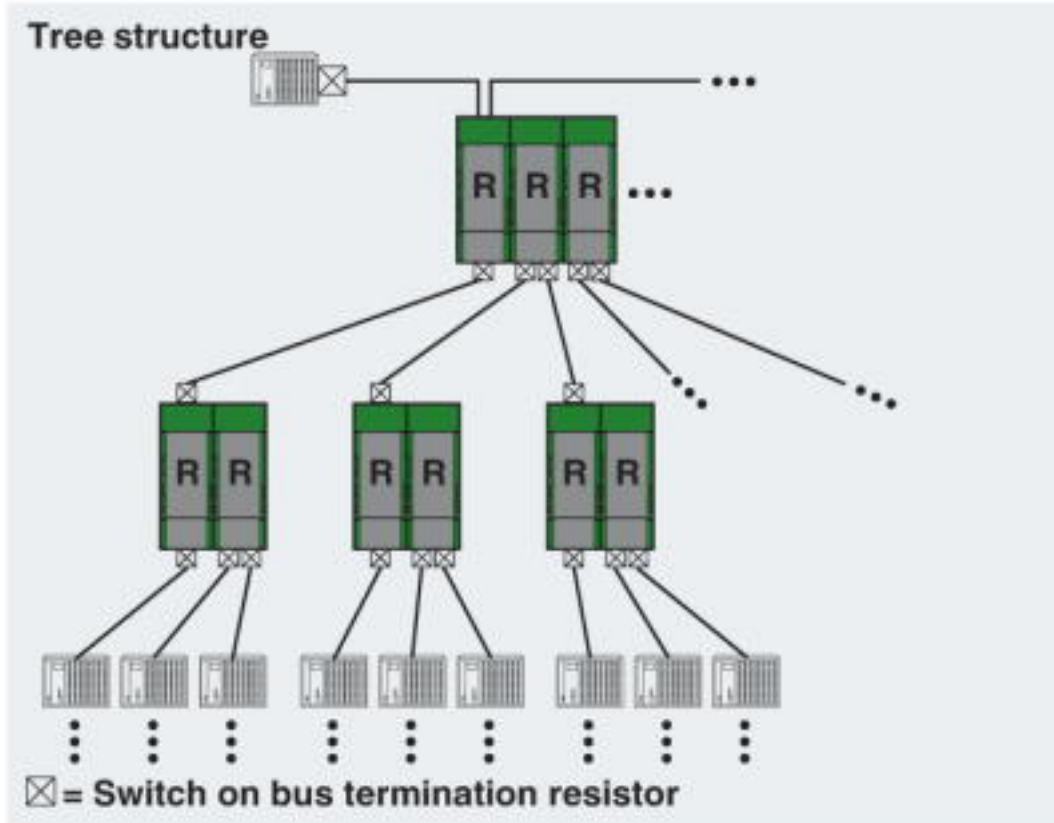
Application drawing



Star structure

# Repeater - PSI-REP-DNET CAN - 2313423

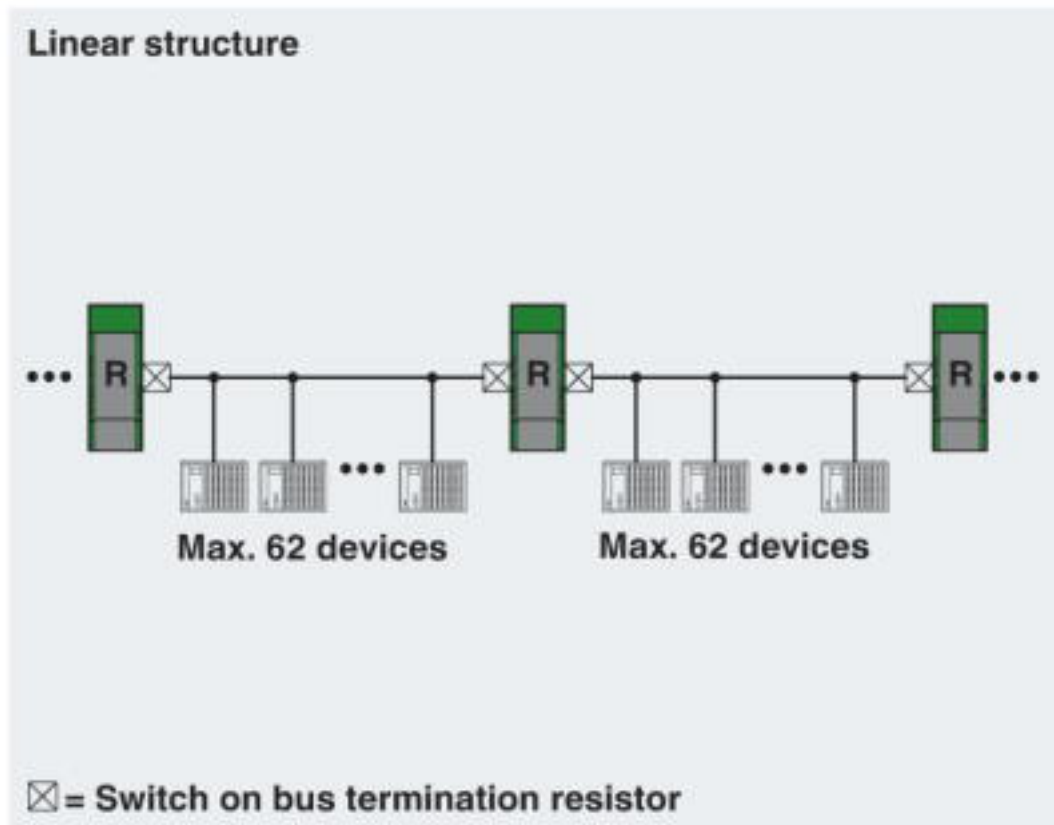
Application drawing



Tree structure

## Repeater - PSI-REP-DNET CAN - 2313423

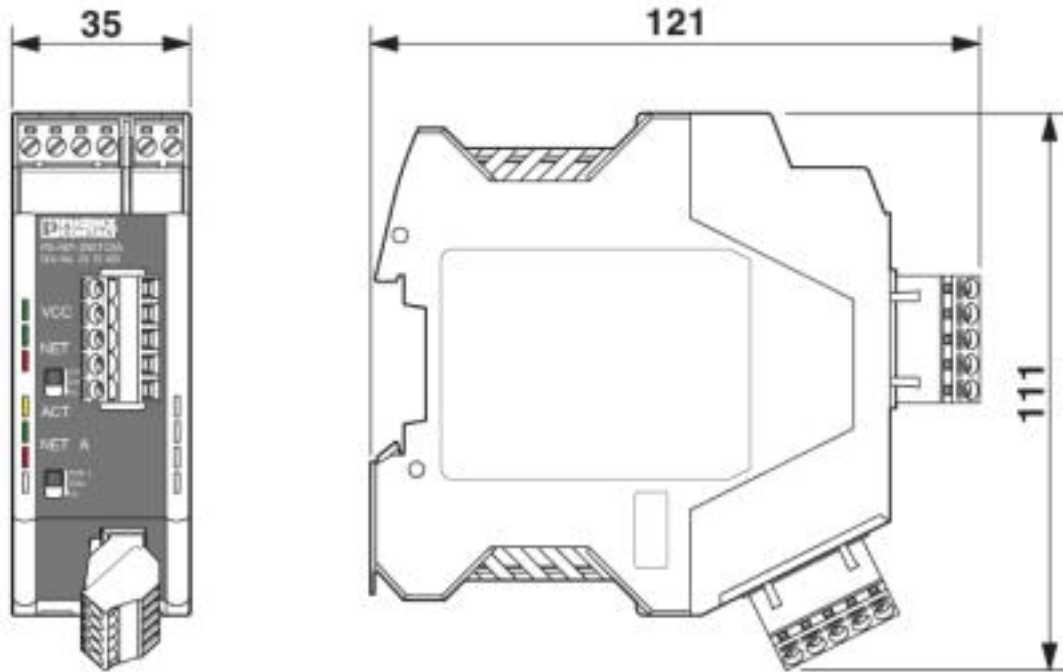
Application drawing



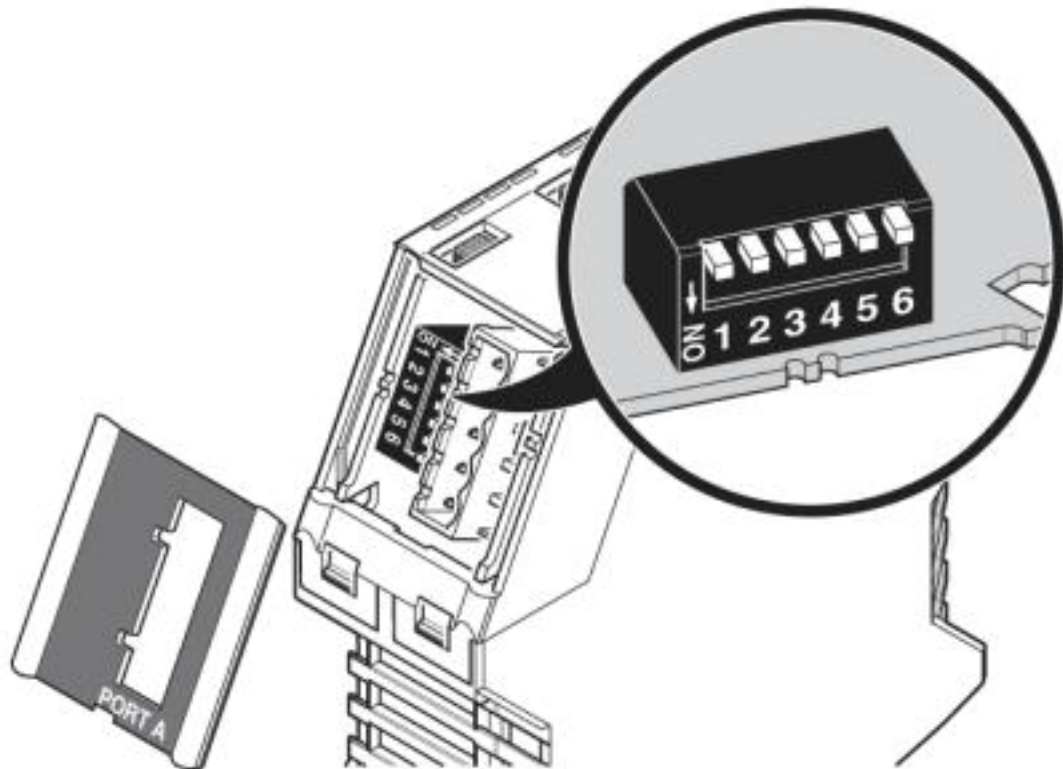
Line structure

# Repeater - PSI-REP-DNET CAN - 2313423

Dimensional drawing



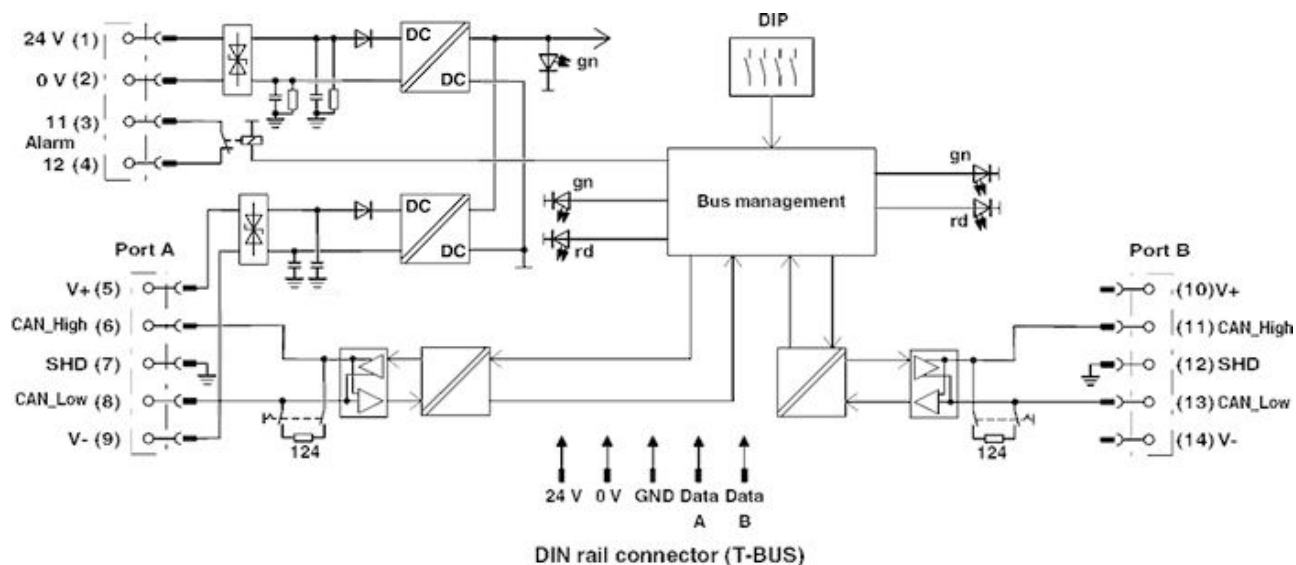
Schematic diagram



DIP switches

# Repeater - PSI-REP-DNET CAN - 2313423

Block diagram



## Classifications

eCl@ss

eCl@ss 4.0	27240400
eCl@ss 4.1	27240400
eCl@ss 5.0	27242700
eCl@ss 5.1	27242700
eCl@ss 6.0	27242200
eCl@ss 7.0	27242208
eCl@ss 8.0	27242208
eCl@ss 9.0	27242208

ETIM

ETIM 3.0	EC000698
ETIM 4.0	EC001423
ETIM 5.0	EC001423
ETIM 6.0	EC001423
ETIM 7.0	EC001423

UNSPSC

UNSPSC 6.01	30211506
-------------	----------

# Repeater - PSI-REP-DNET CAN - 2313423

## Classifications

### UNSPSC

UNSPSC 7.0901	39121008
UNSPSC 11	39121008
UNSPSC 12.01	39121008
UNSPSC 13.2	39122114

## Approvals

### Approvals

#### Approvals

DNV GL / UL Listed / cUL Listed / EAC / EAC / cULus Listed

#### Ex Approvals

ATEX

### Approval details

DNV GL		<a href="https://approvalfinder.dnvgl.com/">https://approvalfinder.dnvgl.com/</a>	TAA00001KR
--------	--	---	------------

UL Listed		<a href="http://database.ul.com/cgi-bin/XYV/template/LISEXT/1FRAME/index.htm">http://database.ul.com/cgi-bin/XYV/template/LISEXT/1FRAME/index.htm</a>	FILE E 238705
-----------	--	---	---------------

cUL Listed		<a href="http://database.ul.com/cgi-bin/XYV/template/LISEXT/1FRAME/index.htm">http://database.ul.com/cgi-bin/XYV/template/LISEXT/1FRAME/index.htm</a>	FILE E 238705
------------	--	---	---------------

EAC			EAC-Zulassung
-----	--	--	---------------

EAC			RU *- DE.A*30.B.01735
-----	--	--	--------------------------

cULus Listed			
--------------	--	--	--

<https://www.phoenixcontact.com/gb/products/2313423>



---

Phoenix Contact 2019 © - all rights reserved  
<http://www.phoenixcontact.com>



# SCATTERGOOD & JOHNSON LTD

ELECTRICAL ENGINEERING & FLUID CONTROL DISTRIBUTORS

Est.1899

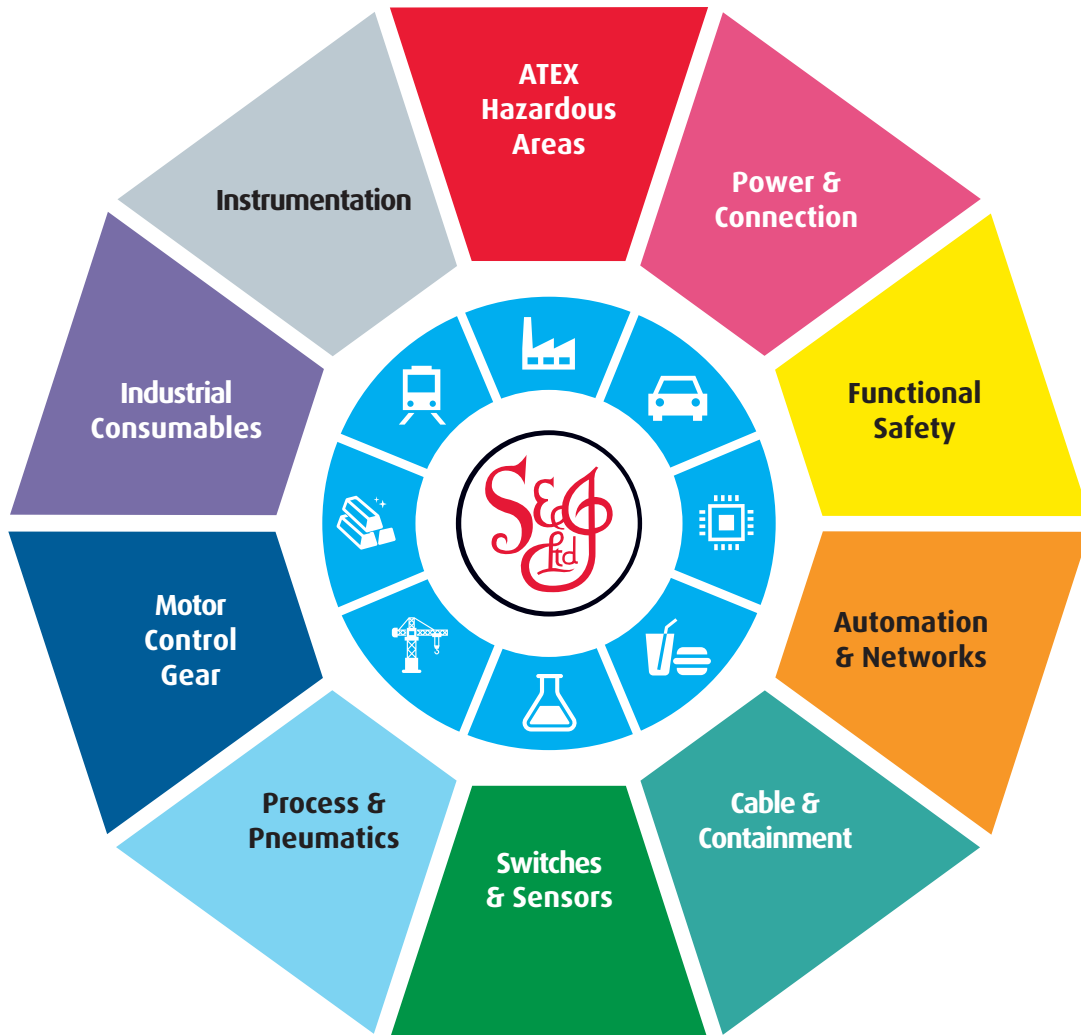
At Scattergood & Johnson Ltd, we pride ourselves on being a technical distributor to specialist industries.

Working with a range of quality product suppliers across a number of specialist markets, we are not your average 'box shifter' - we are your technical and supply chain partner.

We fully support every product we sell - for free! Our internal team and external sales engineers can answer any product or application question, no matter the complexity.

Backing up this technical ability is a range of 50,000+ products available from stock for nationwide next day delivery (same day if required!), or you can collect what you need from any of our trade counters around the UK.

Select your specialist interest below to learn more about how we can help.



Online, In Branch and On the Road - Scattergood & Johnson Ltd, there when you need us.

# [www.scatts.co.uk](http://www.scatts.co.uk)