

I/O module - AXL F DI16/4 2F - 2688022

Please be informed that the data shown in this PDF Document is generated from our Online Catalog. Please find the complete data in the user's documentation. Our General Terms of Use for Downloads are valid (<http://phoenixcontact.com/download>)



Axioline F, Digital input module, Digital inputs: 16 , 24 V DC, connection method: 4-wire, transmission speed in the local bus: 100 Mbps, degree of protection: IP20, including bus base module and Axioline F connectors

Product Description

The module is designed for use within an Axioline F station.

It is used to acquire digital signals.

You can adjust the filter times of the inputs to increase noise immunity.


Filter times of 100 μ s enable you to implement a counter function with a maximum input frequency of 5 kHz in the application.

Your advantages

- 16 digital inputs according to EN 61131-2 type 1 and type 3
- 24 V DC, 2.4 mA
- Connection of sensors in 2, 3, and 4-wire technology
- Minimum update time of < 100 μ s
- Filter times can be adjusted in two increments: < 100 μ s or 500 μ s
- Maximum input frequency: 5 kHz
- Maximum permissible load current per sensor: 2 A
- Maximum permissible load current of the module: 4 A (2 A for each group of 8 inputs)
- Device rating plate stored



Key Commercial Data

Packing unit	1 pc
GTIN	 4 046356 501606
GTIN	4046356501606
Weight per Piece (excluding packing)	231.000 g
Custom tariff number	85389091
Country of origin	Germany

Technical data

Dimensions

Width	53.6 mm
-------	---------

I/O module - AXL F DI16/4 2F - 2688022

Technical data

Dimensions

Height	129.9 mm
Depth	54 mm
Note on dimensions	The depth is valid when a TH 35-7,5 DIN rail is used (according to EN 60715).

Ambient conditions

Ambient temperature (operation)	-25 °C ... 60 °C
Ambient temperature (storage/transport)	-40 °C ... 85 °C
Permissible humidity (operation)	5 % ... 95 % (non-condensing)
Permissible humidity (storage/transport)	5 % ... 95 % (non-condensing)
Air pressure (operation)	70 kPa ... 106 kPa (up to 3000 m above sea level)
Air pressure (storage/transport)	70 kPa ... 106 kPa (up to 3000 m above sea level)
Degree of protection	IP20

Connection data

Designation	Axioline F connector
Connection method	Push-in connection
Note on the connection method	Please observe the information provided on conductor cross sections in the "Axioline F: system and installation" user manual.
Conductor cross section solid min.	0.2 mm ²
Conductor cross section solid max.	1.5 mm ²
Conductor cross section flexible min.	0.2 mm ²
Conductor cross section flexible max.	1.5 mm ²
Conductor cross section AWG min.	24
Conductor cross section AWG max.	16
Stripping length	8 mm

General

Mounting type	DIN rail
Color	traffic grey A RAL 7042
Net weight	231 g
Note on weight specifications	with connectors and bus base module
Mounting position	any (no temperature derating)

Interfaces

Designation	Axioline F local bus
No. of channels	2
Connection method	Bus base module
Transmission speed	100 Mbps

Axioline potentials

Designation	Axioline F local bus supply (U _{Bus})
Supply voltage	5 V DC (via bus base module)
Current consumption	max. 120 mA (up to HW 04)

I/O module - AXL F DI16/4 2F - 2688022

Technical data

Axioline potentials

	max. 60 mA (from HW 05)
Power consumption	max. 600 mW (up to HW 04)
	max. 300 mW (from HW 05)
Designation	Supply for digital input modules (U _i)
Supply voltage	24 V DC
Supply voltage range	19.2 V DC ... 30 V DC (including all tolerances, including ripple)
Current consumption	max. 4 A (2 A or each group of 8 inputs)
Power consumption	max. 120.8 W (of which 800 mW with internal losses)
Protective circuit	Surge protection of the supply voltage electronic (35 V, 0.5 s)
	Polarity reversal protection of the supply voltage parallel diode; with external 5 A fuse (only for commissioning)
Protection	max. 8 A (polarity reversal protection up to 5 A)

Digital inputs

Input name	Digital inputs
Description of the input	EN 61131-2 types 1 and 3
Connection method	Push-in connection
Connection technology	4-wire
Number of inputs	16
Protective circuit	Polarity reversal protection of the inputs electronic
Nominal input voltage U _{IN}	24 V DC
Nominal input current at U _{IN}	2.4 mA
Input filter time	500 µs (Default)
	< 100 µs
Input voltage range "0" signal	-3 V DC ... 5 V DC
Input voltage range "1" signal	11 V DC ... 30 V DC

Electrical isolation

Test section	5 V communications power (logic), 24 V supply (I/O) 500 V AC 50 Hz 1 min.
	5 V supply (logic)/functional earth ground 500 V AC 50 Hz 1 min.
	24 V supply (I/O) / functional earth ground 500 V AC 50 Hz 1 min.

Standards and Regulations

Mechanical tests	Vibration resistance in acc. with EN 60068-2-6/IEC 60068-2-6 5g
	Shock in acc. with EN 60068-2-27/IEC 60068-2-27 30g
	Continuous shock according to EN 60068-2-27/IEC 60068-2-27 10g
Protection class	III (IEC 61140, EN 61140, VDE 0140-1)

Environmental Product Compliance

REACH SVHC	Lead 7439-92-1
China RoHS	Environmentally Friendly Use Period = 50

I/O module - AXL F DI16/4 2F - 2688022

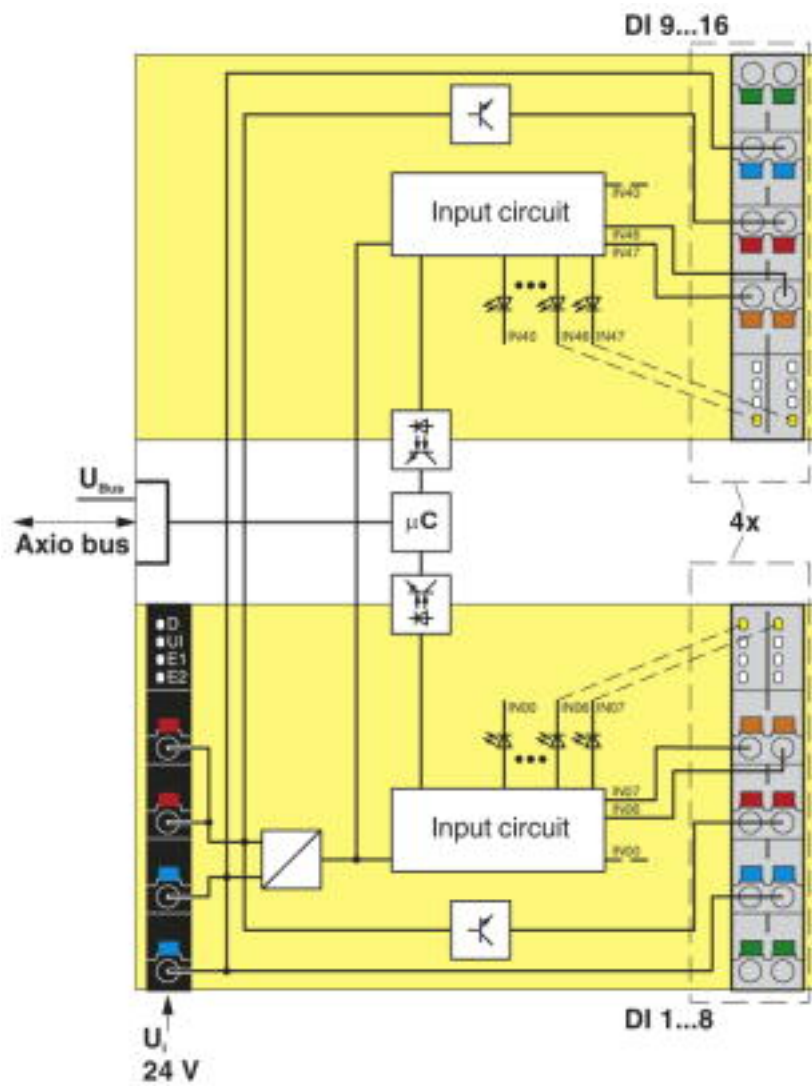
Technical data

Environmental Product Compliance

	For details about hazardous substances go to tab "Downloads", Category "Manufacturer's declaration"
--	---

Drawings

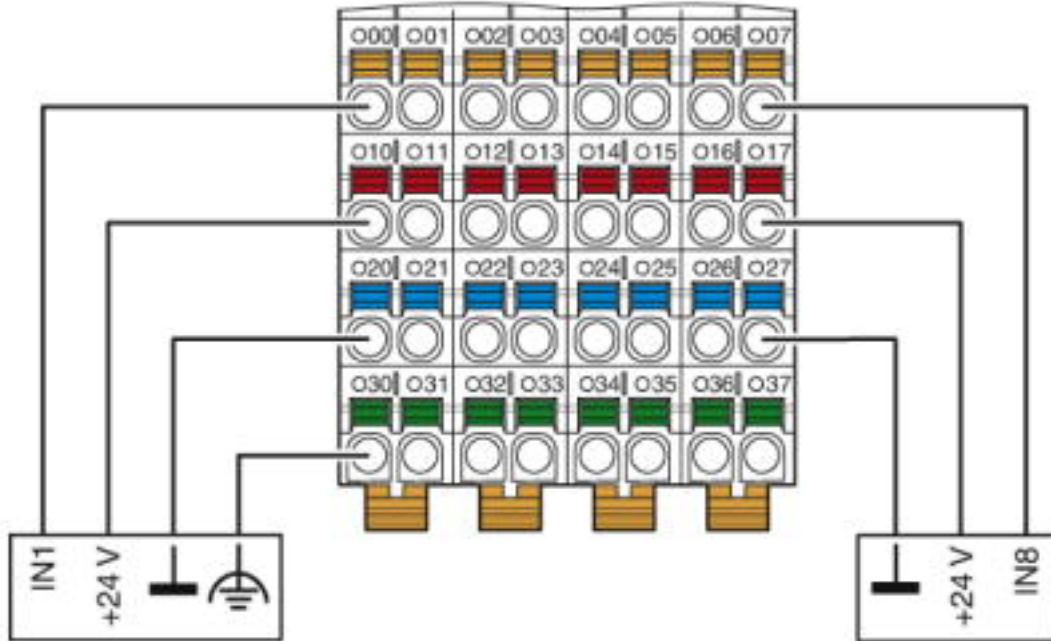
Block diagram



Internal wiring of the terminal points

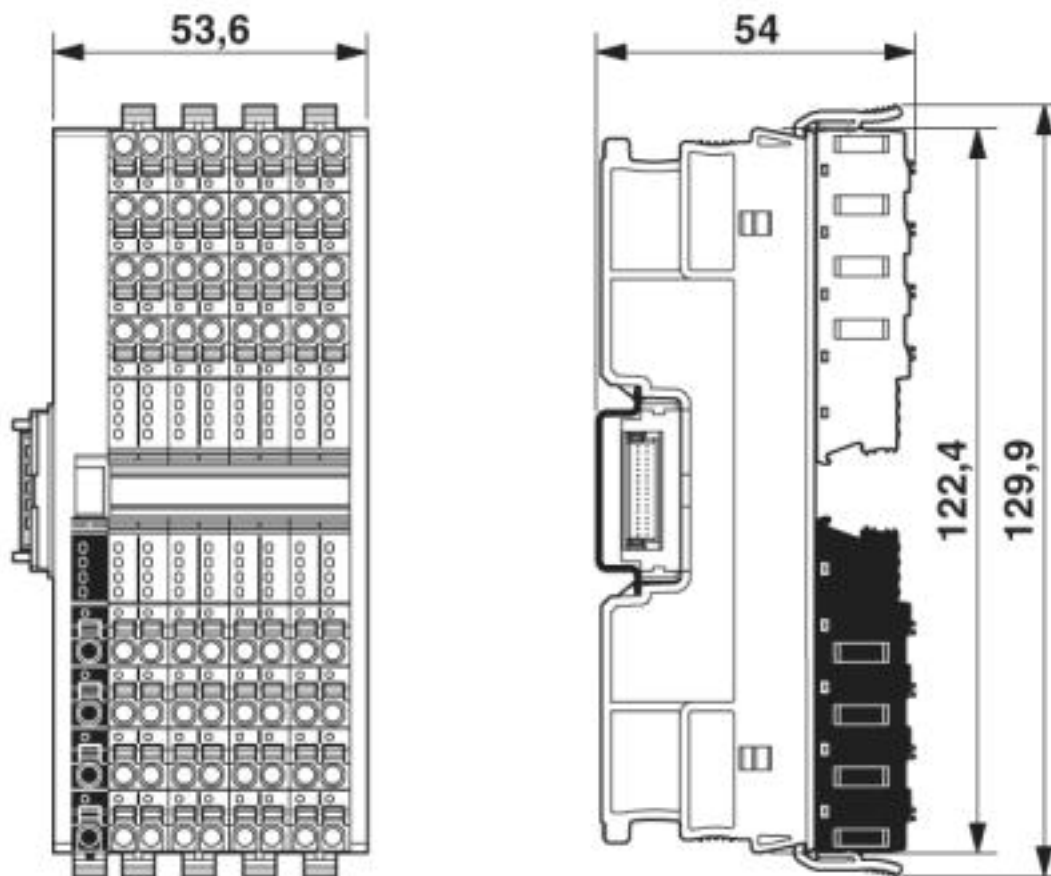
I/O module - AXL F DI16/4 2F - 2688022

Connection diagram



I/O module - AXL F DI16/4 2F - 2688022

Dimensional drawing



Classifications

eCl@ss

eCl@ss 4.0	27240400
eCl@ss 4.1	27240400
eCl@ss 5.0	27242200
eCl@ss 5.1	27242600
eCl@ss 6.0	27242600
eCl@ss 7.0	27242604
eCl@ss 8.0	27242604
eCl@ss 9.0	27242604

ETIM

ETIM 3.0	EC001599
ETIM 4.0	EC001599
ETIM 5.0	EC001599
ETIM 6.0	EC001599
ETIM 7.0	EC001599



I/O module - AXL F DI16/4 2F - 2688022

Classifications

UNSPSC

UNSPSC 6.01	43172015
UNSPSC 7.0901	43201404
UNSPSC 11	39121311
UNSPSC 12.01	39121311
UNSPSC 13.2	32151602

Approvals







Approvals

Approvals

DNV GL / PRS / BV / LR / KR / NK / ABS / BSH / RINA / UL Listed / cUL Listed / EAC / cULus Listed

Ex Approvals

Approval details






DNV GL		https://approvalfinder.dnvgl.com/	TAA00000DF
PRS		http://www.prs.pl/	TE/2239/880590/19
BV		http://www.veristar.com/portal/veristarinfo/generalinfo/approved/approvedProducts/equipmentAndMaterials	36433/B0 BV
LR		http://www.lr.org/en	14-20019
KR		http://www.krs.co.kr/eng/main/main.aspx	HMB17372-AC002
NK		http://www.classnk.or.jp/hp/en/	14A006

<https://www.phoenixcontact.com/gb/products/2688022>



I/O module - AXL F DI16/4 2F - 2688022

Approvals

ABS		http://www.eagle.org/eagleExternalPortalWEB/	18-HG1767360-PDA
BSH		http://www.bsh.de/de/index.jsp	840
RINA		http://www.rina.org/en	ELE256518XG
UL Listed		http://database.ul.com/cgi-bin/XYV/template/LISEXT/1FRAME/index.htm	FILE E 238705
cUL Listed		http://database.ul.com/cgi-bin/XYV/template/LISEXT/1FRAME/index.htm	FILE E 238705
EAC			EAC-Zulassung
cULus Listed			

Phoenix Contact 2019 © - all rights reserved
<http://www.phoenixcontact.com>



SCATTERGOOD & JOHNSON LTD

ELECTRICAL ENGINEERING & FLUID CONTROL DISTRIBUTORS

Est.1899

At Scattergood & Johnson Ltd, we pride ourselves on being a technical distributor to specialist industries.

Working with a range of quality product suppliers across a number of specialist markets, we are not your average 'box shifter' - we are your technical and supply chain partner.

We fully support every product we sell - for free! Our internal team and external sales engineers can answer any product or application question, no matter the complexity.

Backing up this technical ability is a range of 50,000+ products available from stock for nationwide next day delivery (same day if required!), or you can collect what you need from any of our trade counters around the UK.

Select your specialist interest below to learn more about how we can help.



Online, In Branch and On the Road - Scattergood & Johnson Ltd, there when you need us.

www.scatts.co.uk