

## I/O module - AXL F DI16/1 1H - 2688310

Please be informed that the data shown in this PDF Document is generated from our Online Catalog. Please find the complete data in the user's documentation. Our General Terms of Use for Downloads are valid (<http://phoenixcontact.com/download>)



Axioline F, Digital input module, Digital inputs: 16 , 24 V DC, connection method: 1-wire, transmission speed in the local bus: 100 Mbps, degree of protection: IP20, including bus base module and Axioline F connectors

### Product Description

The module is designed for use within an Axioline F station.

It is used to acquire digital signals.

You can adjust the filter times of the inputs to increase noise immunity.


Filter times of 100 µs enable you to implement a counter function with a maximum input frequency of 5 kHz in the application.

### Your advantages

- ✓ 16 digital inputs according to EN 61131-2 type 1 and type 3
- ✓ 24 V DC, 2.4 mA
- ✓ Connection of sensors in single-wire technology
- ✓ Minimum update time of < 100 µs
- ✓ Filter times can be adjusted in three increments: < 100 µs, 1000 µs or 3000 µs
- ✓ Maximum input frequency: 5 kHz
- ✓ Device rating plate stored



### Key Commercial Data

Packing unit	1 pc
GTIN	 4 046356 606455
GTIN	4046356606455
Weight per Piece (excluding packing)	185.500 g
Custom tariff number	85389091
Country of origin	Germany

### Technical data

#### Dimensions

Caption	Dimensions
Width	35 mm

## I/O module - AXL F DI16/1 1H - 2688310

### Technical data

#### Dimensions

Height	126.1 mm
Depth	54 mm
Note on dimensions	The depth is valid when a TH 35-7,5 DIN rail is used (according to EN 60715).

#### Ambient conditions

Ambient temperature (operation)	-25 °C ... 60 °C
Ambient temperature (storage/transport)	-40 °C ... 85 °C
Permissible humidity (operation)	5 % ... 95 % (non-condensing)
Permissible humidity (storage/transport)	5 % ... 95 % (non-condensing)
Air pressure (operation)	70 kPa ... 106 kPa (up to 3000 m above sea level)
Air pressure (storage/transport)	70 kPa ... 106 kPa (up to 3000 m above sea level)
Degree of protection	IP20

#### Connection data

Designation	Axioline F connector
Connection method	Push-in connection
Note on the connection method	Please observe the information provided on conductor cross sections in the "Axioline F: system and installation" user manual.
Conductor cross section solid min.	0.2 mm <sup>2</sup>
Conductor cross section solid max.	1.5 mm <sup>2</sup>
Conductor cross section flexible min.	0.2 mm <sup>2</sup>
Conductor cross section flexible max.	1.5 mm <sup>2</sup>
Conductor cross section AWG min.	24
Conductor cross section AWG max.	16
Stripping length	8 mm

#### General

Mounting type	DIN rail
Color	traffic grey A RAL 7042
Net weight	185.5 g
Note on weight specifications	with connectors and bus base module
Mounting position	any (no temperature derating)

#### Interfaces

Designation	Axioline F local bus
No. of channels	2
Connection method	Bus base module
Transmission speed	100 Mbps

#### Axioline potentials

Designation	Axioline F local bus supply (U <sub>Bus</sub> )
Supply voltage	5 V DC (via bus base module)
Current consumption	max. 120 mA (up to HW 01)

## I/O module - AXL F DI16/1 1H - 2688310

### Technical data

#### Axioline potentials

	max. 60 mA (as of HW 02)
Power consumption	max. 600 mW (up to HW 01)
	max. 300 mW (as of HW 02)
Designation	Supply for digital input modules (U <sub>i</sub> )
Supply voltage	24 V DC
Supply voltage range	19.2 V DC ... 30 V DC (including all tolerances, including ripple)
Current consumption	max. 20 mA
Power consumption	max. 480 mW
Protective circuit	Surge protection of the supply voltage electronic (35 V, 0.5 s)
	Polarity reversal protection of the supply voltage parallel diode; with external 5 A fuse (only for commissioning)
Protection	max. 8 A (polarity reversal protection up to 5 A)

#### Digital inputs

Input name	Digital inputs
Description of the input	EN 61131-2 types 1 and 3
Connection method	Push-in connection
Connection technology	1-wire
Number of inputs	16
Protective circuit	Polarity reversal protection of the inputs parallel diode (30 V, 5 s)
Nominal input voltage U <sub>IN</sub>	24 V DC
Nominal input current at U <sub>IN</sub>	2.4 mA
Input filter time	3000 µs (Default)
	1000 µs
	< 100 µs
Input voltage range "0" signal	-3 V DC ... 5 V DC
Input voltage range "1" signal	11 V DC ... 30 V DC

#### Electrical isolation

Test section	5 V communications power (logic), 24 V supply (I/O) 500 V AC 50 Hz 1 min.
	5 V supply (logic)/functional earth ground 500 V AC 50 Hz 1 min.
	24 V supply (I/O) / functional earth ground 500 V AC 50 Hz 1 min.

#### Standards and Regulations

Mechanical tests	Vibration resistance in acc. with EN 60068-2-6/IEC 60068-2-6 5g
	Shock in acc. with EN 60068-2-27/IEC 60068-2-27 30g
	Continuous shock according to EN 60068-2-27/IEC 60068-2-27 10g
Protection class	III (IEC 61140, EN 61140, VDE 0140-1)

#### Environmental Product Compliance

REACH SVHC	Lead 7439-92-1
China RoHS	Environmentally Friendly Use Period = 50

# I/O module - AXL F DI16/1 1H - 2688310

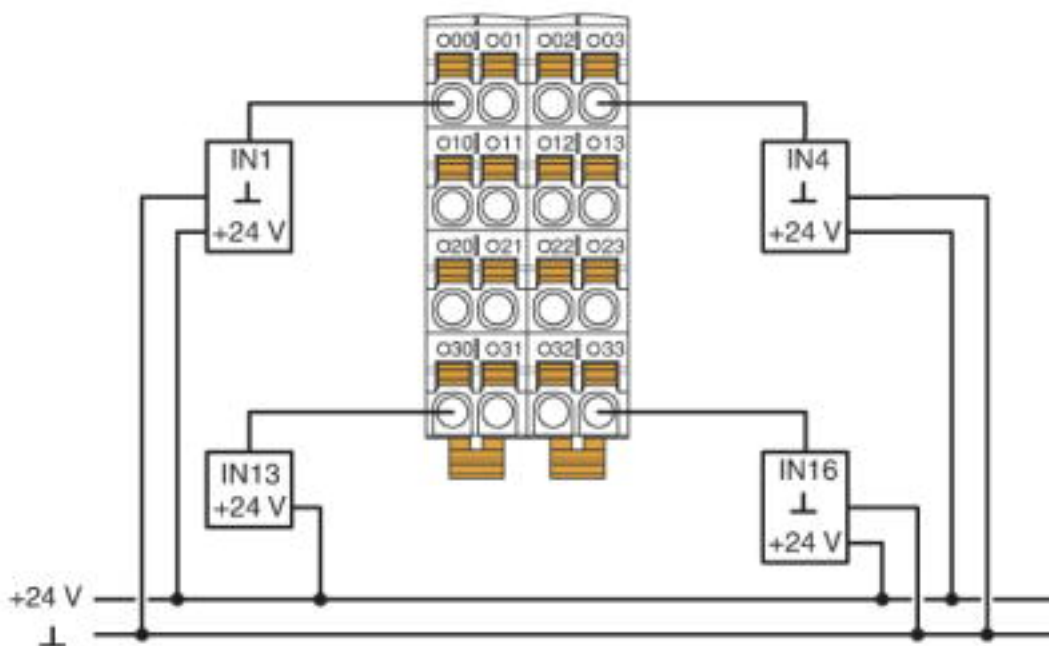
## Technical data

## Environmental Product Compliance

	For details about hazardous substances go to tab "Downloads", Category "Manufacturer's declaration"
--	---

## Drawings

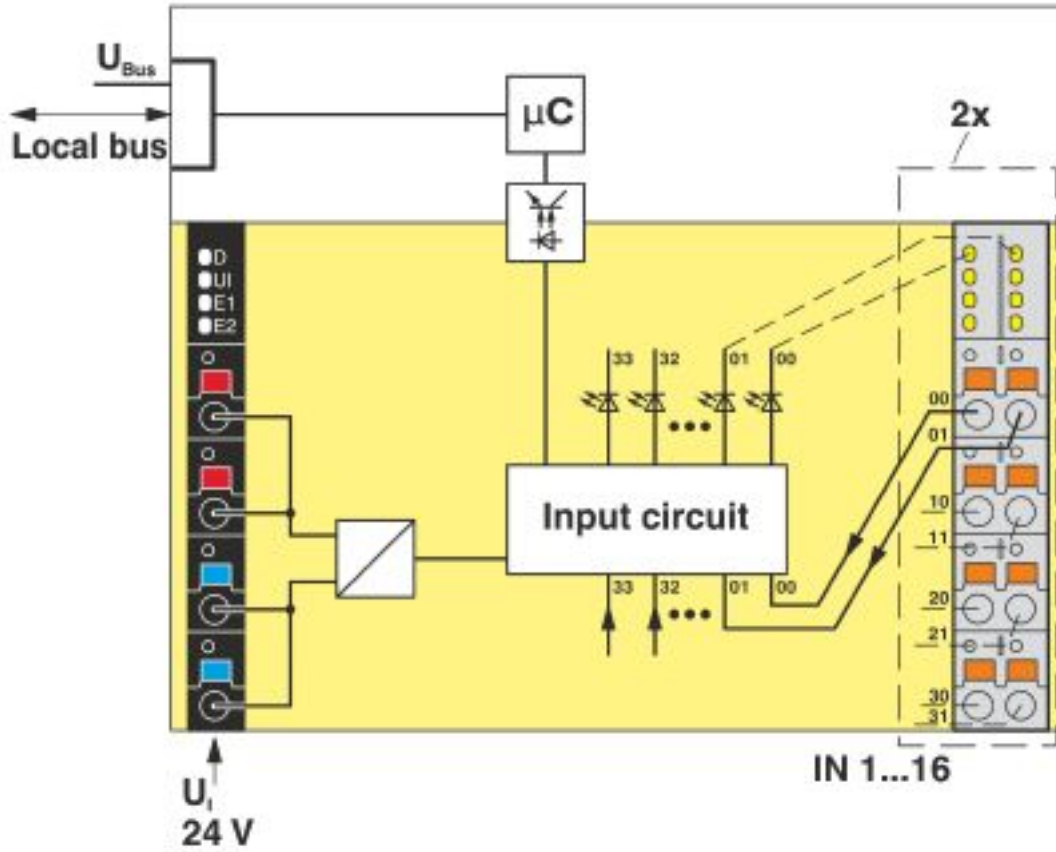
Connection diagram



Connection example

# I/O module - AXL F DI16/1 1H - 2688310

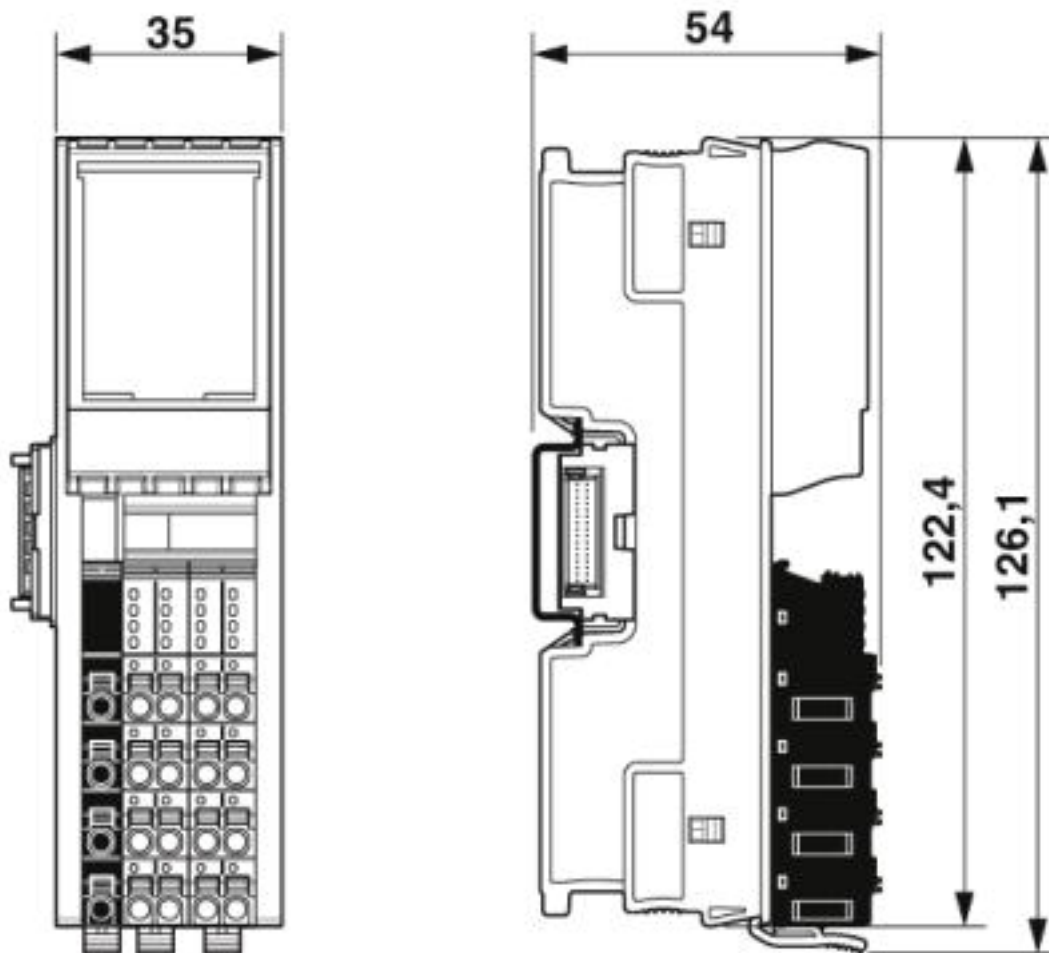
Block diagram



Internal wiring of the terminal points

# I/O module - AXL F DI16/1 1H - 2688310

Dimensional drawing



Dimensions

Classifications

eCl@ss

eCl@ss 4.0	27240400
eCl@ss 4.1	27240400
eCl@ss 5.0	27242200
eCl@ss 5.1	27242600
eCl@ss 6.0	27242600
eCl@ss 7.0	27242604
eCl@ss 8.0	27242604
eCl@ss 9.0	27242604

ETIM

ETIM 3.0	EC001599
ETIM 4.0	EC001599

<https://www.phoenixcontact.com/gb/products/2688310>



## I/O module - AXL F DI16/1 1H - 2688310

### Classifications

#### ETIM

ETIM 5.0	EC001599
ETIM 6.0	EC001599
ETIM 7.0	EC001599

#### UNSPSC

UNSPSC 6.01	43172015
UNSPSC 7.0901	43201404
UNSPSC 11	39121311
UNSPSC 12.01	39121311
UNSPSC 13.2	32151602

### Approvals

#### Approvals

#### Approvals

DNV GL / KR / NK / ABS / BSH / RINA / UL Listed / cUL Listed / EAC / LR / PRS / UL Listed / cUL Listed / NK / ABS / DNV GL / RINA / BSH / KR / EAC / BV

#### Ex Approvals

#### Approval details

DNV GL		<a href="https://approvalfinder.dnvgl.com/">https://approvalfinder.dnvgl.com/</a>	TAA00000DF
--------	---	---	------------

KR		<a href="http://www.krs.co.kr/eng/main/main.aspx">http://www.krs.co.kr/eng/main/main.aspx</a>	HMB17372-AC002
----	---	---	----------------











NK		<a href="http://www.classnk.or.jp/hp/en/">http://www.classnk.or.jp/hp/en/</a>	14A006
----	---	---	--------

ABS		<a href="http://www.eagle.org/eagleExternalPortalWEB/">http://www.eagle.org/eagleExternalPortalWEB/</a>	18-HG1767360-PDA
-----	--	---	------------------

BSH		<a href="http://www.bsh.de/de/index.jsp">http://www.bsh.de/de/index.jsp</a>	840
-----	--	---	-----

## I/O module - AXL F DI16/1 1H - 2688310

### Approvals

RINA		<a href="http://www.rina.org/en">http://www.rina.org/en</a>	ELE256518XG
UL Listed		<a href="http://database.ul.com/cgi-bin/XYV/template/LISEXT/1FRAME/index.htm">http://database.ul.com/cgi-bin/XYV/template/LISEXT/1FRAME/index.htm</a>	FILE E 238705
cUL Listed		<a href="http://database.ul.com/cgi-bin/XYV/template/LISEXT/1FRAME/index.htm">http://database.ul.com/cgi-bin/XYV/template/LISEXT/1FRAME/index.htm</a>	FILE E 238705
EAC			EAC-Zulassung
LR		<a href="http://www.lr.org/en">http://www.lr.org/en</a>	14-20019
PRS		<a href="http://www.prs.pl/">http://www.prs.pl/</a>	TE/2239/880590/19
UL Listed		<a href="http://database.ul.com/cgi-bin/XYV/template/LISEXT/1FRAME/index.htm">http://database.ul.com/cgi-bin/XYV/template/LISEXT/1FRAME/index.htm</a>	FILE E 238705
cUL Listed		<a href="http://database.ul.com/cgi-bin/XYV/template/LISEXT/1FRAME/index.htm">http://database.ul.com/cgi-bin/XYV/template/LISEXT/1FRAME/index.htm</a>	FILE E 238705
NK		<a href="http://www.classnk.or.jp/hp/en/">http://www.classnk.or.jp/hp/en/</a>	14A006
ABS		<a href="http://www.eagle.org/eagleExternalPortalWEB/">http://www.eagle.org/eagleExternalPortalWEB/</a>	18-HG1767360-PDA
DNV GL		<a href="https://approvalfinder.dnvgl.com/">https://approvalfinder.dnvgl.com/</a>	TAA00000DF

<https://www.phoenixcontact.com/gb/products/2688310>



## I/O module - AXL F DI16/1 1H - 2688310

### Approvals

RINA		<a href="http://www.rina.org/en">http://www.rina.org/en</a>	ELE256518XG
BSH		<a href="http://www.bsh.de/de/index.jsp">http://www.bsh.de/de/index.jsp</a>	840
KR		<a href="http://www.krs.co.kr/eng/main/main.aspx">http://www.krs.co.kr/eng/main/main.aspx</a>	HMB17372-AC002
EAC			EAC-Zulassung
BV		<a href="http://www.veristar.com/portal/veristarinfo/generalinfo/approved/approvedProducts/equipmentAndMaterials">http://www.veristar.com/portal/veristarinfo/generalinfo/approved/approvedProducts/equipmentAndMaterials</a>	36433/B0 BV

Phoenix Contact 2019 © - all rights reserved  
<http://www.phoenixcontact.com>



# SCATTERGOOD & JOHNSON LTD

ELECTRICAL ENGINEERING & FLUID CONTROL DISTRIBUTORS

Est.1899

At Scattergood & Johnson Ltd, we pride ourselves on being a technical distributor to specialist industries.

Working with a range of quality product suppliers across a number of specialist markets, we are not your average 'box shifter' - we are your technical and supply chain partner.

We fully support every product we sell - for free! Our internal team and external sales engineers can answer any product or application question, no matter the complexity.

Backing up this technical ability is a range of 50,000+ products available from stock for nationwide next day delivery (same day if required!), or you can collect what you need from any of our trade counters around the UK.

Select your specialist interest below to learn more about how we can help.



Online, In Branch and On the Road - Scattergood & Johnson Ltd, there when you need us.

# [www.scatts.co.uk](http://www.scatts.co.uk)