

## Controller - ILC 131 ETH - 2700973

Please be informed that the data shown in this PDF Document is generated from our Online Catalog. Please find the complete data in the user's documentation. Our General Terms of Use for Downloads are valid (<http://phoenixcontact.com/download>)



The Inline controller offers the option of communicating via PROFINET and Modbus/TCP. Programming is carried out using PC Worx Express or PC Worx (IEC 61131-3).

Similar figure

### Product Description

The ILC 131 ETH modular small-scale controller for the Inline I/O system is at the heart of Easy Automation. The ILC 1X1 series is characterized by its support for the Modbus/TCP and PROFINET Ethernet-based protocols. A new feature is the support for an optional SD card.

### Your advantages

- ✓ PROFINET-Device
- ✓ Modbus/TCP-Client
- ✓ Numerous protocols supported such as: http, https, FTP, SNMP, SMTP, SQL, MySQL, DCP, etc.
- ✓ Free engineering with PC Worx Express (IEC 61131-3)
- ✓ Program memory and mass storage (192 kB/192 kB)
- ✓ Modbus/TCP server
- ✓ HTML 5
- ✓ Integrated web server for visualization with WebVisit/atvise®
- ✓ Complete INTERBUS master (2048 I/O points)
- ✓ SD card up to 2 GB as optional plug-in parameterization memory



### Key Commercial Data

Packing unit	1 pc
GTIN	 4 046356 665490
GTIN	4046356665490
Weight per Piece (excluding packing)	348.200 g
Custom tariff number	85371091
Country of origin	Germany

# Controller - ILC 131 ETH - 2700973

## Technical data

### Note

Utilization restriction	EMC: class A product, see manufacturer's declaration in the download area
-------------------------	---

### Dimensions

Width	80 mm
Height	119.8 mm
Depth	71.5 mm

### Ambient conditions

Degree of protection	IP20
Ambient temperature (operation)	-25 °C ... 55 °C
Ambient temperature (storage/transport)	-25 °C ... 85 °C
Permissible humidity (operation)	10 % ... 95 % (according to DIN EN 61131-2)
Permissible humidity (storage/transport)	10 % ... 95 % (according to DIN EN 61131-2)
Air pressure (operation)	70 kPa ... 106 kPa (up to 3000 m above sea level)
Air pressure (storage/transport)	70 kPa ... 106 kPa (up to 3000 m above sea level)
Shock	25g, Criterion 1, according to IEC 60068-2-27
Vibration (operation)	5g

### Control system

Engineering tool	PC WORX
	PC WORX EXPRESS
Programming languages supported	Programming in acc. with IEC 61131-3
Diagnostics tool	DIAG+
Configuration tool	Config+ Version 1.01 or later

### IEC 61131 runtime system

Engineering tool	PC WORX
	PC WORX EXPRESS
Program memory	192 kByte
Mass storage	192 kByte
Retentive mass storage	8 kByte (NVRAM)
Number of control tasks	8
Realtime clock	Yes

### Fieldbus function

Amount of process data	max. 2048 Bit (INTERBUS)
	max. 8192 Bit (internal Modbus /TCP client)
Number of supported devices	max. 63
Number of local bus devices that can be connected	max. 63 (observe current consumption)
Number of devices with parameter channel	max. 8

### Data interfaces

Interface	Ethernet 10Base-T/100Base-TX
-----------	------------------------------

<https://www.phoenixcontact.com/gb/products/2700973>

## Controller - ILC 131 ETH - 2700973

### Technical data

#### Data interfaces

Number	1
Connection method	RJ45 socket
Transmission speed	10/100 Mbps
Interface	INTERBUS local bus (master)
Number	1
Connection method	Inline data jumper
Transmission speed	500 kBaud / 2 MBaud (can be switched)
Interface	Parameterization/operation/diagnostics
Number	1
Connection method	6-pos. MINI DIN socket (PS/2)
Transmission speed	max. 115.2 kbps

#### PROFINET

Device function	PROFINET device
-----------------	-----------------

#### Direct I/Os

Input name	Digital inputs
Number of inputs	8
Connection method	Inline potential distributor
Connection technology	2, 3, 4-wire
Description of the input	EN 61131-2 type 1 NPN/PNP
Output name	Digital outputs
Number of outputs	4
Connection method	Spring-cage connection
Connection technology	2, 3, 4-wire
Maximum output current per channel	500 mA

#### Power supply

Typical current consumption	210 mA
Max. current consumption	870 mA (370 mA communications power + 500 mA analog voltage supply)
Supply voltage	24 V DC
Supply voltage range	19.2 V DC ... 30 V DC
Residual ripple	± 5 %
Power dissipation	max. 5 W

#### Mechanical design

Weight	285 g
Diagnostics display	No
Controller redundancy	No
Safety function	No

#### General data

Processor	Altera Nios II 64 MHz
-----------	-----------------------

# Controller - ILC 131 ETH - 2700973

## Technical data

### Standards and Regulations

Electromagnetic compatibility	Conformance with EMC Directive 2014/30/EU
Interference emission	Noise emission test as per EN 61000-6-4 EN 55011 Class A
Immunity to surge	Noise immunity test in accordance with EN 61000-6-2 Transient overvoltage (surge) EN 61000-4-5/IEC 61000-4-5 Criterion B, supply lines DC: 0.5 kV/0.5 kV (symmetrical/asymmetrical), fieldbus cable shield 1 kV
Immunity to burst	Noise immunity test in accordance with EN 61000-6-2 Fast transients (burst) EN 61000-4-4/IEC 61000-4-4 Criterion A, all interfaces 1 kV Criterion B, all interfaces 2 kV
Immunity to EF	Noise immunity test in accordance with EN 61000-6-2 Electromagnetic fields EN 61000-4-3/IEC 61000-4-3 Criterion A, Field intensity: 10 V/m
Immunity to ESD	Noise immunity test in accordance with EN 61000-6-2 Electrostatic discharge (ESD) EN 61000-4-2/IEC 61000-4-2 Criterion B, 6 kV contact discharge, 8 kV air discharge
Immunity to conducted interference	Noise immunity test in accordance with EN 61000-6-2 Conducted interference EN 61000-4-6/IEC 61000-4-6 Criterion A, Test voltage 10 V
Vibration (storage/transport)	5g
Shock	25g, Criterion 1, according to IEC 60068-2-27
Vibration (operation)	5g

### Environmental Product Compliance

REACH SVHC	1,2-dimethoxyethane,ethylene glycol dimethyl ether (EGDME) 110-71-4
	Lead 7439-92-1
China RoHS	Environmentally Friendly Use Period = 50
	For details about hazardous substances go to tab "Downloads", Category "Manufacturer's declaration"

## Classifications

### eCl@ss

eCl@ss 4.0	27250200
eCl@ss 4.1	27240600
eCl@ss 5.0	27242700
eCl@ss 5.1	27242700
eCl@ss 6.0	27242200
eCl@ss 7.0	27242207
eCl@ss 8.0	27242207
eCl@ss 9.0	27242207

### ETIM

ETIM 3.0	EC000236
ETIM 4.0	EC000236
ETIM 5.0	EC000236
ETIM 6.0	EC000236
ETIM 7.0	EC000236

<https://www.phoenixcontact.com/gb/products/2700973>



## Controller - ILC 131 ETH - 2700973

### Classifications

#### UNSPSC

UNSPSC 6.01	43172015
UNSPSC 7.0901	43201404
UNSPSC 11	43172018
UNSPSC 12.01	43201404
UNSPSC 13.2	39122114

### Approvals

#### Approvals






##### Approvals

DNV GL / BV / LR / ABS / BSH / RINA / UL Listed / cUL Listed / EAC / EAC / cULus Listed

##### Ex Approvals

ATEX / UL Listed / cUL Listed / cULus Listed

#### Approval details

DNV GL		<a href="https://approvalfinder.dnvgl.com/">https://approvalfinder.dnvgl.com/</a>	TAA00002CU
BV		<a href="http://www.veristar.com/portal/veristarinfo/generalinfo/approved/approvedProducts/equipmentAndMaterials">http://www.veristar.com/portal/veristarinfo/generalinfo/approved/approvedProducts/equipmentAndMaterials</a>	20989/B2_BV
LR		<a href="http://www.lr.org/en">http://www.lr.org/en</a>	08/20033
ABS		<a href="http://www.eagle.org/eagleExternalPortalWEB/">http://www.eagle.org/eagleExternalPortalWEB/</a>	17-HG1621871-PDA
BSH		<a href="http://www.bsh.de/de/index.jsp">http://www.bsh.de/de/index.jsp</a>	858
RINA		<a href="http://www.rina.org/en">http://www.rina.org/en</a>	ELE183315XG
UL Listed		<a href="http://database.ul.com/cgi-bin/XYV/template/LISEXT/1FRAME/index.htm">http://database.ul.com/cgi-bin/XYV/template/LISEXT/1FRAME/index.htm</a>	FILE E 140324

11/25/2019 Page 5 / 6




# Controller - ILC 131 ETH - 2700973

## Approvals

cUL Listed		<a href="http://database.ul.com/cgi-bin/XYV/template/LISEXT/1FRAME/index.htm">http://database.ul.com/cgi-bin/XYV/template/LISEXT/1FRAME/index.htm</a>	FILE E 140324
------------	---	---	---------------

EAC		EAC-Zulassung
-----	---	---------------

EAC		RU *- DE.A*30.B.00238
-----	---	--------------------------

cULus Listed		
--------------	---	--



# SCATTERGOOD & JOHNSON LTD

ELECTRICAL ENGINEERING & FLUID CONTROL DISTRIBUTORS

Est.1899

At Scattergood & Johnson Ltd, we pride ourselves on being a technical distributor to specialist industries.

Working with a range of quality product suppliers across a number of specialist markets, we are not your average 'box shifter' - we are your technical and supply chain partner.

We fully support every product we sell - for free! Our internal team and external sales engineers can answer any product or application question, no matter the complexity.

Backing up this technical ability is a range of 50,000+ products available from stock for nationwide next day delivery (same day if required!), or you can collect what you need from any of our trade counters around the UK.

Select your specialist interest below to learn more about how we can help.



Online, In Branch and On the Road - Scattergood & Johnson Ltd, there when you need us.

# [www.scatts.co.uk](http://www.scatts.co.uk)