

## Distributed I/O device - AXL E EIP DI16 M12 6M - 2701488

Please be informed that the data shown in this PDF Document is generated from our Online Catalog. Please find the complete data in the user's documentation. Our General Terms of Use for Downloads are valid (<http://phoenixcontact.com/download>)



Axioline E, Digital input device, EtherNet/IP™, M12 fast connection technology, Digital inputs: 16 , 24 V DC, connection method: 4-wire, Metal housing, degree of protection: IP65/IP67

### Product Description

The Axioline E device is designed for use within an EtherNet/IP™ network.

It is used to acquire digital signals.

The device is designed for use in systems manufacturing.

It is suitable for use without a control cabinet under harsh industrial conditions.


The Axioline E device can be used on tool platforms, directly on welding robots or in conveying technology, for example.

### Your advantages

- ✓ Connection to EtherNet/IP™ network using M12connectors (D-coded)
- ✓ Transmission speed of 10 Mbps and 100 Mbps
- ✓ Connection of digital sensors using M12connectors (A-coded)
- ✓ Diagnostic and status indicators
- ✓ Short-circuit and overload protection of the sensor supply
- ✓ IP65/IP67 degree of protection



### Key Commercial Data

Packing unit	1 pc
GTIN	 4 046356 762823
GTIN	4046356762823
Weight per Piece (excluding packing)	714.400 g
Custom tariff number	85176200
Country of origin	Germany

### Technical data

#### Note

Utilization restriction	EMC: class A product, see manufacturer's declaration in the download area
-------------------------	---

### Dimensions

## Distributed I/O device - AXL E EIP DI16 M12 6M - 2701488

### Technical data

#### Dimensions

Width	60 mm
Height	185 mm
Depth	38 mm
Note on dimensions	The height is 194.5 mm including the mounting plate. With fixing clips pulled out, the height is 212 mm. The depth is 38 mm including the mounting plate (30.5 mm without the mounting plate).
Drill hole spacing	198.5 mm

#### Ambient conditions

Ambient temperature (operation)	-25 °C ... 60 °C
Ambient temperature (storage/transport)	-25 °C ... 85 °C
Permissible humidity (operation)	5 % ... 95 %
Permissible humidity (storage/transport)	5 % ... 95 %
Air pressure (operation)	70 kPa ... 106 kPa (up to 3000 m above sea level)
Air pressure (storage/transport)	70 kPa ... 106 kPa (up to 3000 m above sea level)
Degree of protection	IP65/IP67

#### General

Housing material	Zinc die-cast
Mounting type	Wall mounting or DIN rail mounting; both with mounting plate.
Net weight	714.4 g

#### Interfaces

Designation	EtherNet/IP™
No. of channels	2
Connection method	M12 fast connection technology
Note on the connection method	D-coded
Designation connection point	Copper cable
Transmission speed	10/100 Mbps (with auto negotiation)
Number of positions	4

#### System limits of the bus coupler

Designation	EtherNet/IP™
Equipment type	EtherNet/IP™ slave
System-specific protocols	EtherNet/IP™ protocols ACD
	EtherNet/IP™ protocols DLR
	EtherNet/IP™ protocols IGMP v2
Protocols supported	SNMP v1
	HTTP
	TFTP
	FTP
	BootP
	DHCP
Specification	CIP Edition 3.11

## Distributed I/O device - AXL E EIP DI16 M12 6M - 2701488

### Technical data

#### System limits of the bus coupler

	EIP adaptation of CIP 1.12
--	----------------------------

#### Supply

Designation	Module electronics and sensors ( $U_S$ )
Connection method	M12 connector (T-coded)
Number of positions	4
Supply voltage	24 V DC
Supply voltage range	18 V DC ... 31.2 V DC (including all tolerances, including ripple)
Current consumption	typ. 190 mA $\pm$ 15 % (at 24 V DC)
Designation	Actuators ( $U_A$ ) for additional devices
Connection method	M12 connector (T-coded)
Number of positions	4
Supply voltage	24 V DC
Supply voltage range	18 V DC ... 31.2 V DC (including all tolerances, including ripple)
Current consumption	typ. 3 mA $\pm$ 15 % (at 24 V DC)

#### Digital inputs

Input name	Digital inputs
Description of the input	EN 61131-2 types 1 and 3
Connection method	M12 connector, double occupancy
Connection technology	4-wire
Number of inputs	16
Protective circuit	Overload protection, short-circuit protection of sensor supply
Nominal input voltage $U_{IN}$	24 V DC
Nominal input current at $U_{IN}$	typ. 3 mA
Input filter time	< 1000 $\mu$ s
Cable length	max. 30 m (To the sensor)
Input voltage range "0" signal	0 V ... 5 V DC
Input voltage range "1" signal	11 V DC ... 30 V DC

#### Electrical isolation

Test section	24 V supply (communications power and sensor supply, digital inputs)/ bus connection (Ethernet 1) 500 V AC 50 Hz 1 min.
	24 V supply (communications power and sensor supply, digital inputs)/ bus connection (Ethernet 2) 500 V AC 50 Hz 1 min.
	24 V supply (communications power and sensor supply, digital inputs)/ FE 500 V AC 50 Hz 1 min.
	Bus connection (Ethernet 1)/FE 500 V AC 50 Hz 1 min.
	Bus connection (Ethernet 2)/FE 500 V AC 50 Hz 1 min.
	Bus connection (Ethernet 1)/bus connection (Ethernet 2) 500 V AC 50 Hz 1 min.
	24 V supply (actuator supply)/24 V supply (communications power and sensor supply, digital inputs) 500 V AC 50 Hz 1 min.

# Distributed I/O device - AXL E EIP DI16 M12 6M - 2701488

## Technical data

### Electrical isolation

	24 V supply (actuator supply)/bus connection (Ethernet 1) 500 V AC 50 Hz 1 min.
	24 V supply (actuator supply)/bus connection (Ethernet 2) 500 V AC 50 Hz 1 min.
	24 V supply (actuator supply)/FE 500 V AC 50 Hz 1 min.

### Standards and Regulations

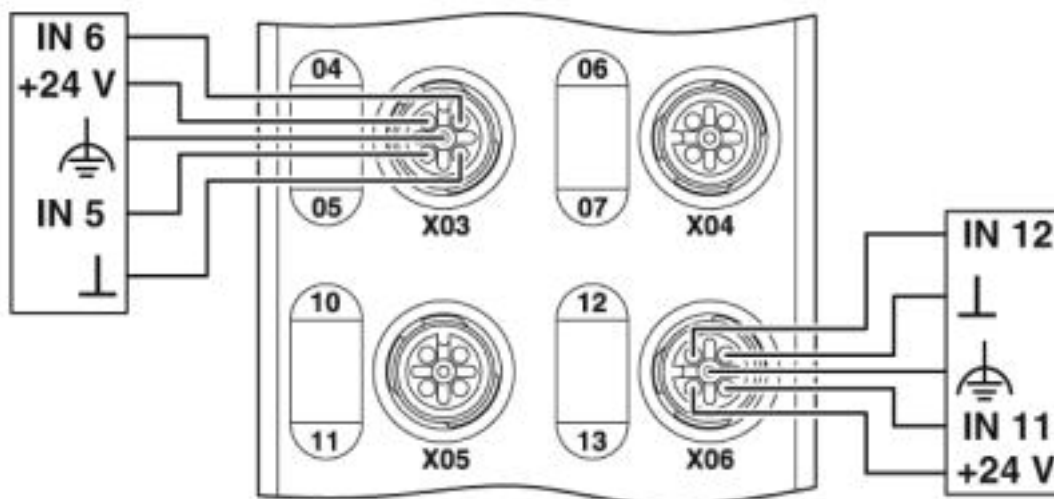
Mechanical tests	Vibration resistance in acc. with EN 60068-2-6/IEC 60068-2-6 5g
	Shock in acc. with EN 60068-2-27/IEC 60068-2-27 30g, 11 ms period, half-sine shock pulse
	Continuous shock according to EN 60068-2-27/IEC 60068-2-27 10g
Protection class	III (IEC 61140, EN 61140, VDE 0140-1)

### Environmental Product Compliance

China RoHS	Environmentally Friendly Use Period = 25;
	For details about hazardous substances go to tab "Downloads", Category "Manufacturer's declaration"

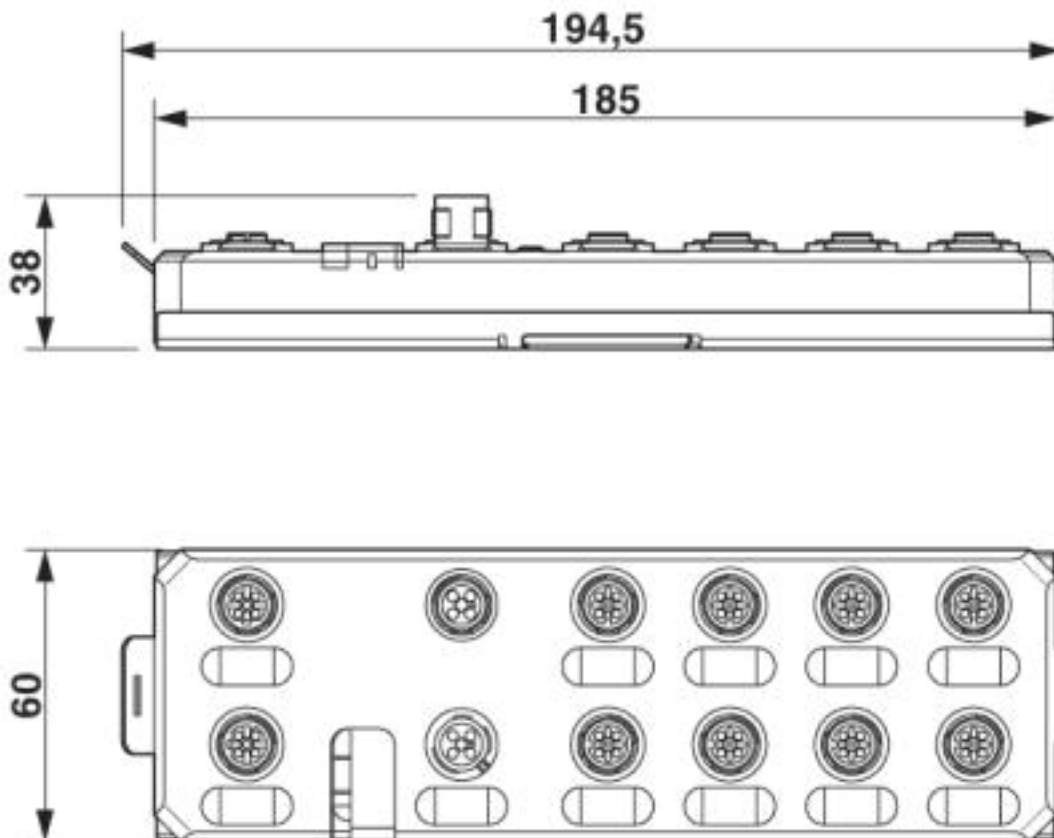
## Drawings

Connection diagram



# Distributed I/O device - AXL E EIP DI16 M12 6M - 2701488

Dimensional drawing



## Classifications

### eCl@ss

eCl@ss 4.0	27240400
eCl@ss 4.1	27240400
eCl@ss 5.0	27242200
eCl@ss 5.1	27242600
eCl@ss 6.0	27242600
eCl@ss 7.0	27242604
eCl@ss 8.0	27242604
eCl@ss 9.0	27242604

### ETIM

ETIM 2.0	EC001433
ETIM 3.0	EC001599
ETIM 4.0	EC001599
ETIM 5.0	EC001599
ETIM 6.0	EC001599
ETIM 7.0	EC001599



# Distributed I/O device - AXL E EIP DI16 M12 6M - 2701488

## Classifications

### UNSPSC

UNSPSC 6.01	43172015
UNSPSC 7.0901	43201404
UNSPSC 11	39121311
UNSPSC 12.01	39121311
UNSPSC 13.2	32151602

## Approvals

### Approvals

#### Approvals

EtherNet/IP CONFORMANCE TESTED TM / UL Listed / cUL Listed / cULus Listed

#### Ex Approvals

UL Listed / cUL Listed / cULus Listed

### Approval details

EtherNet/IP CONFORMANCE TESTED TM	11145
---	-------

UL Listed		<a href="http://database.ul.com/cgi-bin/XYV/template/LISEXT/1FRAME/index.htm">http://database.ul.com/cgi-bin/XYV/template/LISEXT/1FRAME/index.htm</a>	FILE E 140324
-----------	--	---	---------------

cUL Listed		<a href="http://database.ul.com/cgi-bin/XYV/template/LISEXT/1FRAME/index.htm">http://database.ul.com/cgi-bin/XYV/template/LISEXT/1FRAME/index.htm</a>	FILE E 140324
------------	--	---	---------------

cULus Listed	
--------------	--



# SCATTERGOOD & JOHNSON LTD

ELECTRICAL ENGINEERING & FLUID CONTROL DISTRIBUTORS

Est.1899

At Scattergood & Johnson Ltd, we pride ourselves on being a technical distributor to specialist industries.

Working with a range of quality product suppliers across a number of specialist markets, we are not your average 'box shifter' - we are your technical and supply chain partner.

We fully support every product we sell - for free! Our internal team and external sales engineers can answer any product or application question, no matter the complexity.

Backing up this technical ability is a range of 50,000+ products available from stock for nationwide next day delivery (same day if required!), or you can collect what you need from any of our trade counters around the UK.

Select your specialist interest below to learn more about how we can help.



Online, In Branch and On the Road - Scattergood & Johnson Ltd, there when you need us.

# [www.scatts.co.uk](http://www.scatts.co.uk)