

FIRMWARE UPDATE AXL E

Updating the firmware of AXL E devices using the Windows Explorer



Application note
106060_en_00

© PHOENIX CONTACT 2014-04-10



This application note is valid for:

- Axioline E EtherNet/IP™ devices
- Axioline E Ethernet devices
- Axioline E PROFINET devices
- Axioline E-Sercos™ devices

1 Table of contents

1	Table of contents	1
2	Firmware update	1
2.1	Access the FTP server	1
2.2	Upload	3
3	Firmware update	4
3.1	Access the web server	4
3.2	Setting the firmware update via FTP	5
3.3	Perform the firmware update	6
3.4	Read out the firmware revision.....	8

2 Firmware update

To upload the firmware file you will need either an FTP tool or you can use the Windows Explorer.

This document describes the firmware update using the Windows Explorer.

The default login details are as follows:

- User: admin
- Password: private

If you use the FTP tool, please follow the appropriate steps in your tool.

2.1 Access the FTP server

To access the FTP server on your Axioline E device, please enter the address in the Windows Explorer in the following manner: ftp://user:password@ip.address

Figure 1 shows a login example with default login details. The IP address is 172.16.49.10.

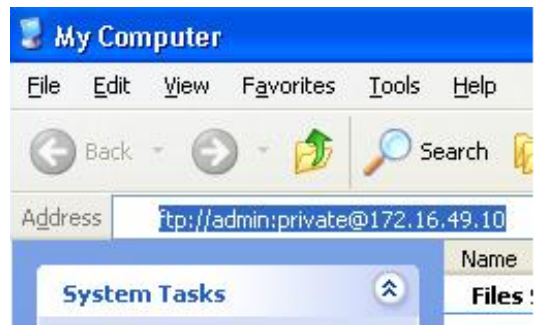


Figure 1 Address



Make sure you always use the latest documentation. It can be downloaded at phoenixcontact.net/products.



If the login is successful you will see the following window in the Windows Explorer:

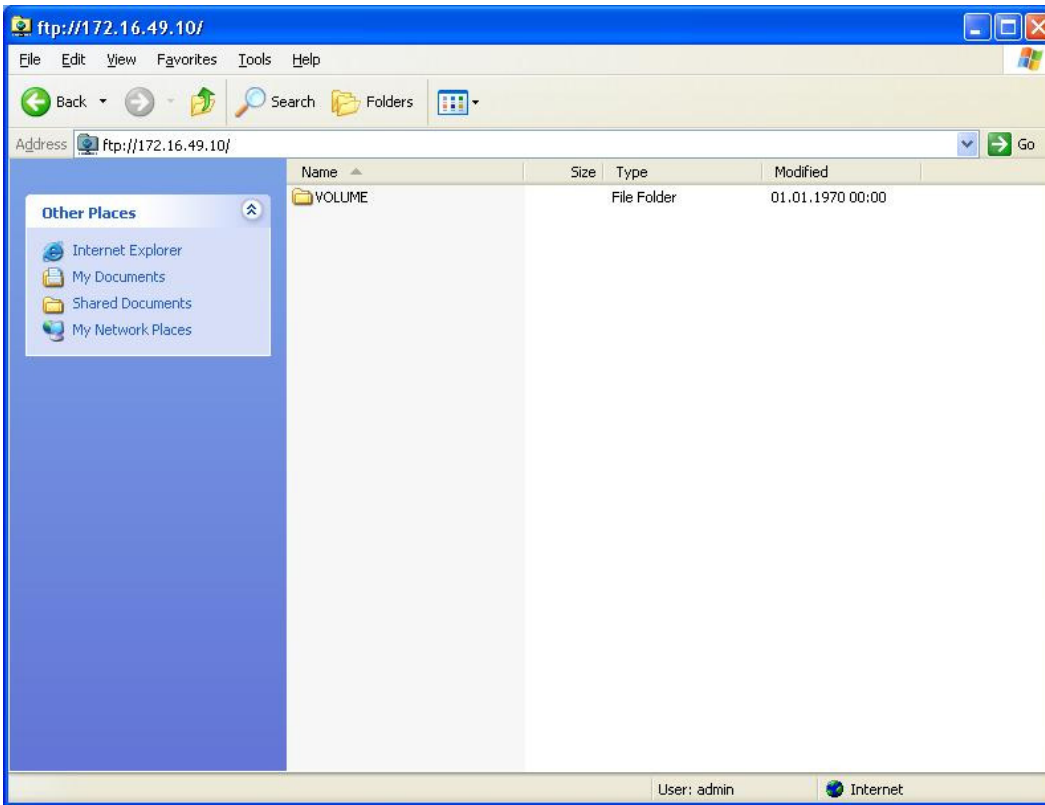


Figure 2 Successful login

If you do not enter any login details or wrong details, you get a message.

- Please check your login details and try again.

2.2 Upload

- Open the folder "Volume" and copy the firmware file to the root of this folder.

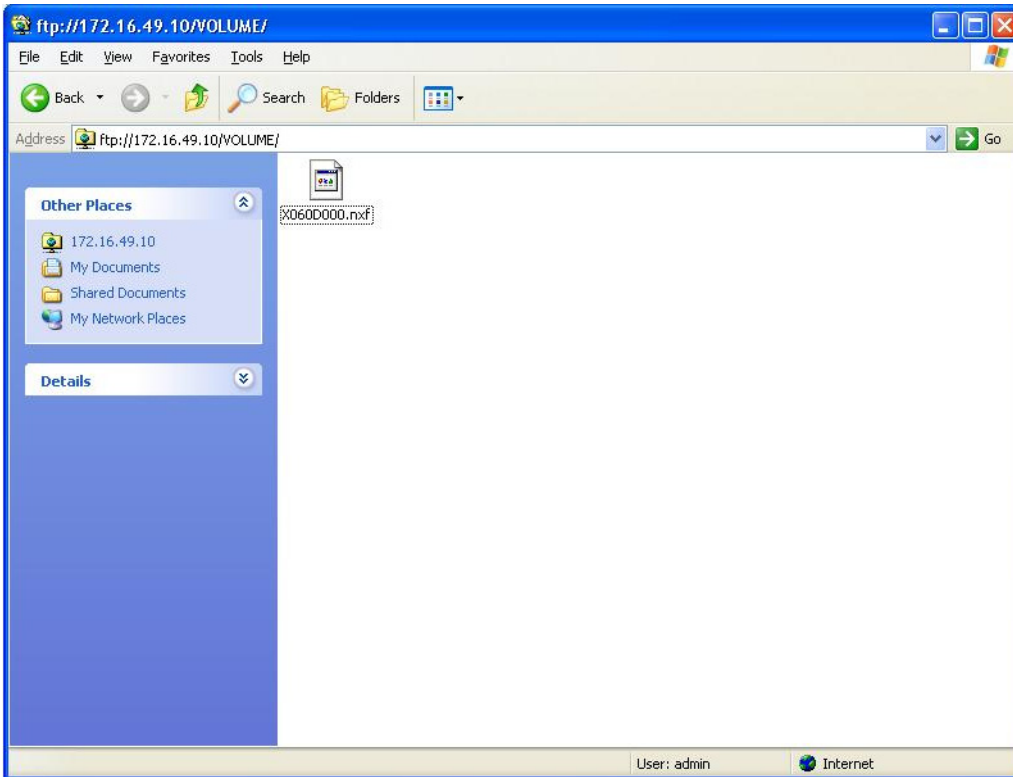


Figure 3 Copy firmware file

3 Firmware Update

3.1 Access the web server

- To access the web server open the web browser and enter the IP address of your device in the address line.

Figure 4 shows the IP address in the address line of the Internet Explorers.



Figure 4 IP address

This takes you to the homepage of your devices web server.

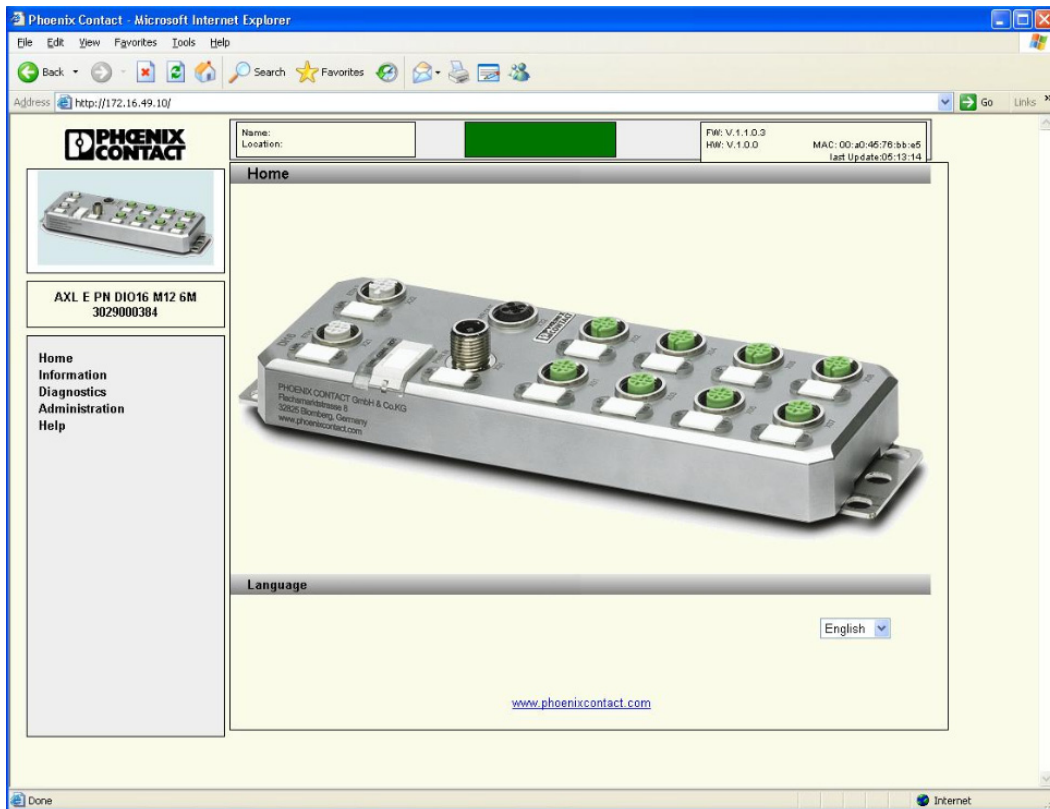


Figure 5 Homepage Axioline E device

3.2 Setting the firmware update via FTP

- Navigate to "Administration" (1) and then to the web page "Firmware Update" (2).

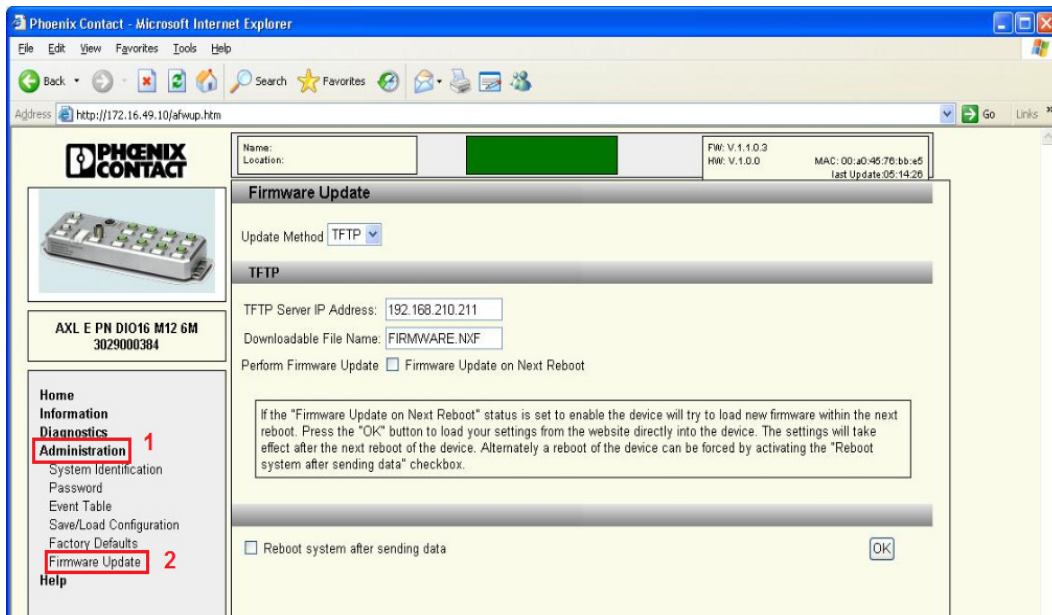


Figure 6 Firmware update

- Select "FTP" in the drop down menu "Update method".

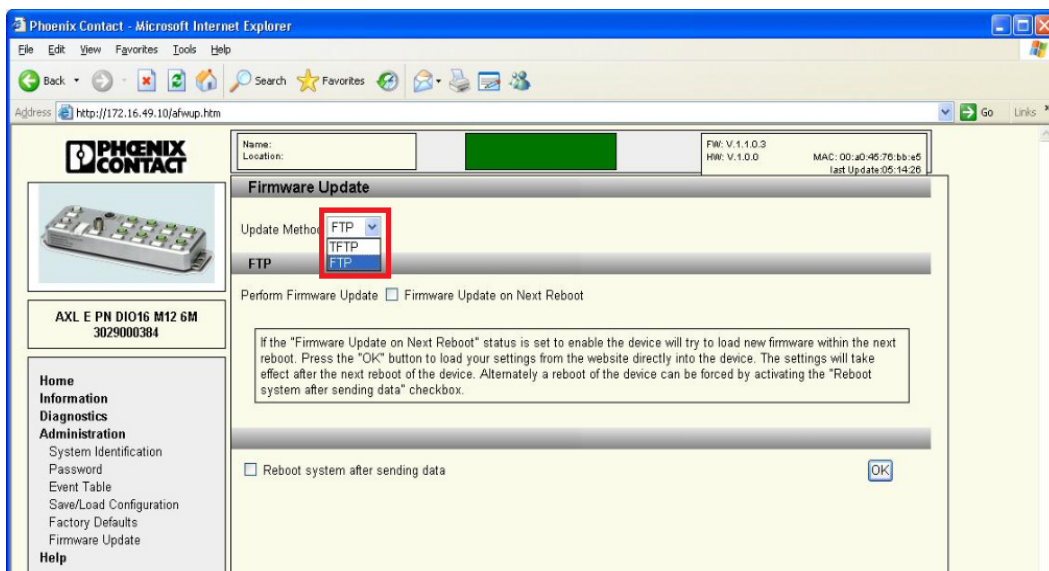


Figure 7 Select "FTP"

3.3 Perform the firmware update

- To perform a firmware update, select the checkbox "Firmware update on Next Reboot" (1).

The device then automatically updates the firmware upon the next reboot.

- If you want to update the firmware immediately also select the checkbox "Reboot system after sending data".

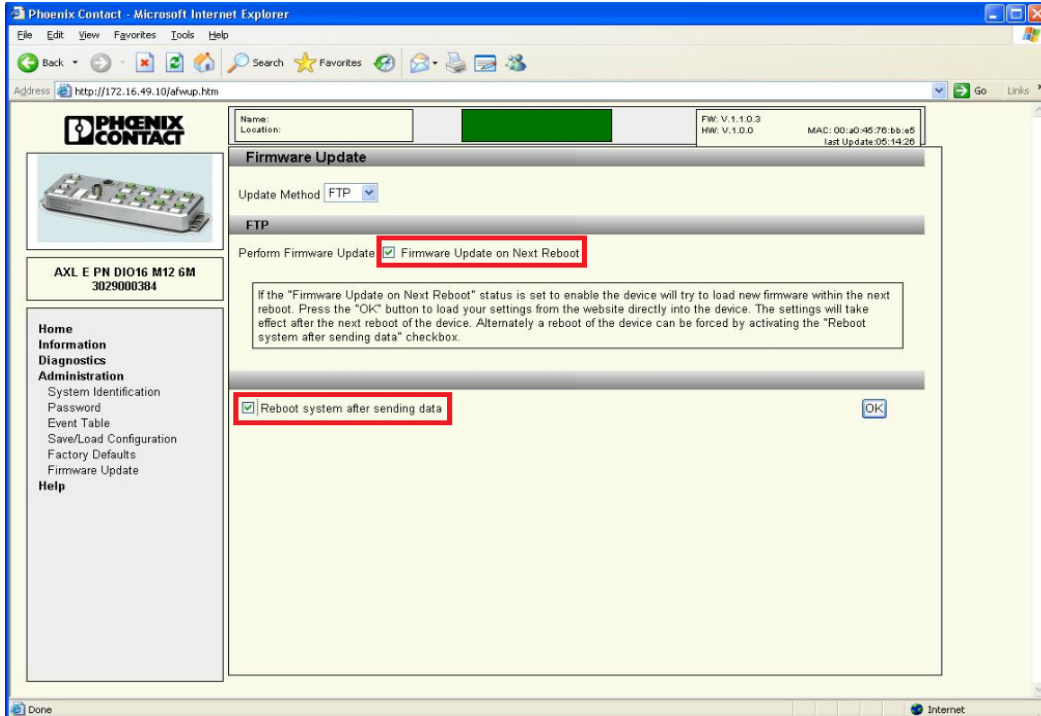


Figure 8 Perform the firmware update

- Then click the "OK" button.

- Now you will need to authenticate and enter your login details.
- Then click the "OK" button.

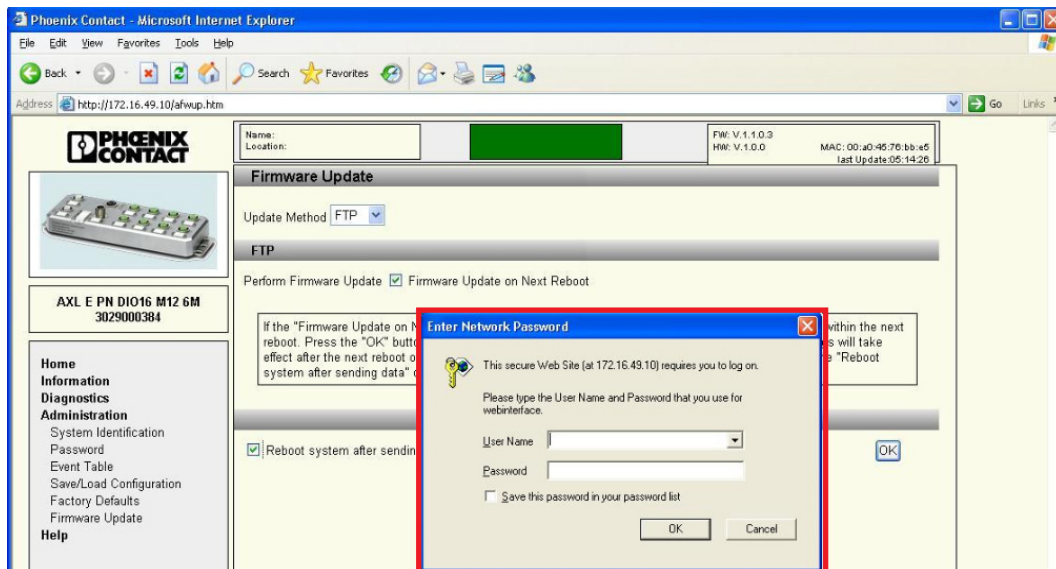


Figure 9 Authentication

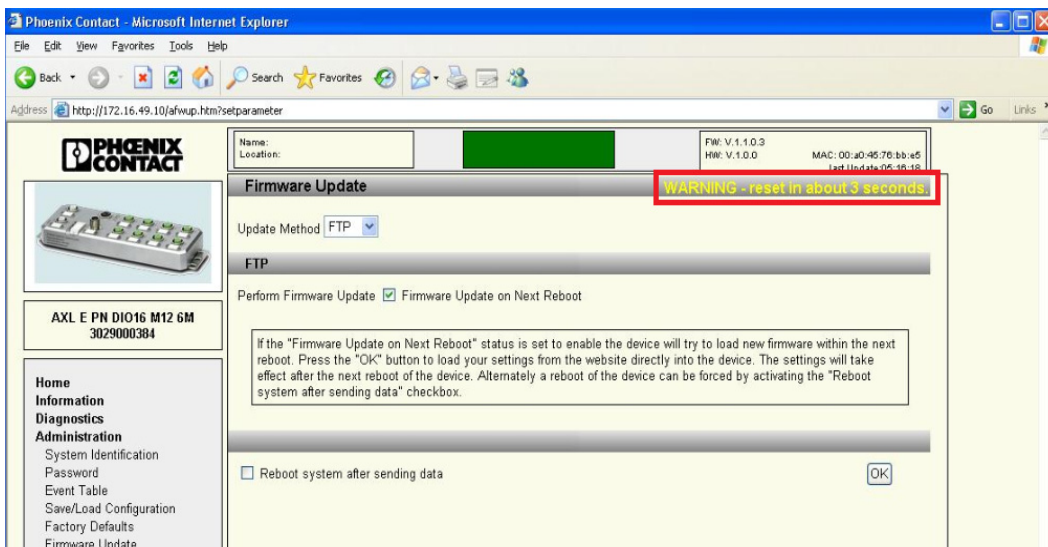


Figure 10 Reboot

Please wait a certain period of time and then refresh the web page or click on the picture of the product to reach the homepage.

3.4 Read out the firmware revision

The information bar on the top right corner provides you with important details of your device, like firmware and hardware revision.

If the firmware update was successful the new revision appears in the bar.

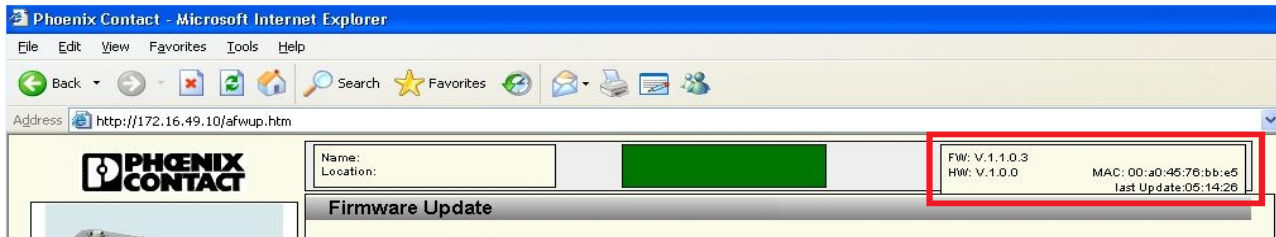


Figure 11 New Firmware Revision

- You can now close the web page and use your device with the new firmware.



If the Firmware revision is not updated, perform a reboot.



SCATTERGOOD & JOHNSON LTD

ELECTRICAL ENGINEERING & FLUID CONTROL DISTRIBUTORS

Est.1899

At Scattergood & Johnson Ltd, we pride ourselves on being a technical distributor to specialist industries.

Working with a range of quality product suppliers across a number of specialist markets, we are not your average 'box shifter' - we are your technical and supply chain partner.

We fully support every product we sell - for free! Our internal team and external sales engineers can answer any product or application question, no matter the complexity.

Backing up this technical ability is a range of 50,000+ products available from stock for nationwide next day delivery (same day if required!), or you can collect what you need from any of our trade counters around the UK.

Select your specialist interest below to learn more about how we can help.



Online, In Branch and On the Road - Scattergood & Johnson Ltd, there when you need us.

www.scatts.co.uk