

<https://www.phoenixcontact.com/gb/products/2701523>

## Distributed I/O device - AXL E EC DI8 DO4 2A M12 6P - 2701523

Please be informed that the data shown in this PDF Document is generated from our Online Catalog. Please find the complete data in the user's documentation. Our General Terms of Use for Downloads are valid (<http://phoenixcontact.com/download>)



Axioline E, Digital I/O device, EtherCAT®, M12 fast connection technology, Digital inputs: 8 , 24 V DC, connection method: 4-wire, Digital outputs: , 24 V DC, 2 A, connection method: 3-wire, Plastic housing, degree of protection: IP65/IP67

### Product Description


The Axioline E device is designed for use within an EtherCAT® network. It is used to acquire and output digital signals.

### Your advantages

- ✓ Connection to EtherCAT® network using M12connectors (D-coded)
- ✓ Transmission speed of 100 Mbps
- ✓ Connection of digital sensors and actuators using M12connectors (A-coded)
- ✓ Diagnostic and status indicators
- ✓ Short-circuit and overload protection of the sensor supply
- ✓ IP65/IP67 degree of protection



### Key Commercial Data

Packing unit	1 pc
GTIN	 4 046356 763738
GTIN	4046356763738
Weight per Piece (excluding packing)	550.000 g
Custom tariff number	85176200
Country of origin	Germany
Note	Made to Order (non-returnable)

### Technical data

#### Note

Utilization restriction	EMC: class A product, see manufacturer's declaration in the download area
-------------------------	---

### Dimensions

## Distributed I/O device - AXL E EC DI8 DO4 2A M12 6P - 2701523

### Technical data

#### Dimensions

Width	60 mm
Height	185 mm
Depth	30.5 mm
Note on dimensions	The height is 212 mm including fixing clips.
Drill hole spacing	198.5 mm

#### Ambient conditions

Ambient temperature (operation)	-25 °C ... 60 °C
Ambient temperature (storage/transport)	-25 °C ... 85 °C
Permissible humidity (operation)	5 % ... 95 %
Permissible humidity (storage/transport)	5 % ... 95 %
Air pressure (operation)	70 kPa ... 106 kPa (up to 3000 m above sea level)
Air pressure (storage/transport)	70 kPa ... 106 kPa (up to 3000 m above sea level)
Degree of protection	IP65/IP67

#### General

Housing material	Pocan®
Mounting type	Wall mounting
Color	anthracite
Net weight	550 g

#### Interfaces

Designation	EtherCAT®
No. of channels	2
Connection method	M12 fast connection technology
Note on the connection method	D-coded
Designation connection point	Copper cable
Transmission speed	100 Mbps (with auto negotiation)
Number of positions	4

#### System limits of the bus coupler

Designation	EtherCAT®
Equipment type	EtherCAT® slave
System-specific protocols	Mailbox protocols CANopen® over EtherCAT®
	Mailbox protocols File access over EtherCAT®
Type of addressing	Auto-increment addressing
	Fixed position addressing
	Logical addressing
Specification	ETG.1000 V1.02

#### Supply

Designation	Module electronics and sensors (U <sub>s</sub> )
Connection method	M12 connector (T-coded)

## Distributed I/O device - AXL E EC DI8 DO4 2A M12 6P - 2701523

### Technical data

#### Supply

Number of positions	4
Supply voltage	24 V DC
Supply voltage range	18 V DC ... 31.2 V DC (including all tolerances, including ripple)
Current consumption	typ. 140 mA $\pm$ 15 % (at 24 V DC)
Designation	Actuators (U <sub>A</sub> )
Connection method	M12 connector (T-coded)
Number of positions	4
Supply voltage	24 V DC
Supply voltage range	18 V DC ... 31.2 V DC (including all tolerances, including ripple)
Current consumption	typ. 30 mA $\pm$ 15 % (at 24 V DC)

#### Digital inputs

Input name	Digital inputs
Description of the input	EN 61131-2 types 1 and 3
Connection method	M12 connector, double occupancy
Connection technology	4-wire
Number of inputs	8
Protective circuit	Overload protection, short-circuit protection of sensor supply
Nominal input voltage U <sub>IN</sub>	24 V DC
Nominal input current at U <sub>IN</sub>	typ. 3 mA
Input filter time	< 1000 $\mu$ s
Cable length	max. 30 m (To the sensor)
Input voltage range "0" signal	0 V ... 5 V DC
Input voltage range "1" signal	11 V DC ... 30 V DC

#### Digital outputs

Output name	Digital outputs
Connection method	M12 connector, (A-coded)
Connection technology	3-wire
Number of outputs	4
Protective circuit	Overload protection, short-circuit protection of outputs yes
Output voltage	24 V DC
Nominal output voltage	24 V DC (from voltage U <sub>A</sub> )
Maximum output current per channel	2 A
Nominal load, inductive	48 VA (1.2 H, 48 $\Omega$ , with nominal voltage)
Nominal load, ohmic	48 W (48 $\Omega$ , with nominal voltage)
Switching frequency	max. 5500 per second (with at least 50 mA load current)
Output voltage when switched off	max. 1 V
Output current when switched off	max. 20 $\mu$ A
Behavior with overload	Auto restart
Reverse voltage resistance to short pulses	Reverse voltage proof

## Distributed I/O device - AXL E EC DI8 DO4 2A M12 6P - 2701523

### Technical data

#### Electrical isolation

Test section	24 V supply (communications power and sensor supply, digital inputs)/ bus connection (Ethernet 1) 500 V AC 50 Hz 1 min.
	24 V supply (communications power and sensor supply, digital inputs)/ bus connection (Ethernet 2) 500 V AC 50 Hz 1 min.
	24 V supply (communications power and sensor supply, digital inputs)/ FE 500 V AC 50 Hz 1 min.
	Bus connection (Ethernet 1)/FE 500 V AC 50 Hz 1 min.
	Bus connection (Ethernet 2)/FE 500 V AC 50 Hz 1 min.
	Bus connection (Ethernet 1)/bus connection (Ethernet 2) 500 V AC 50 Hz 1 min.
	24 V supply (actuator supply, digital outputs)/24 V supply (communications power and sensor supply, digital inputs) 500 V AC 50 Hz 1 min.
	24 V supply (actuator supply, digital outputs)/bus connection (Ethernet 1) 500 V AC 50 Hz 1 min.
	24 V supply (actuator supply, digital outputs)/bus connection (Ethernet 2) 500 V AC 50 Hz 1 min.
	24 V supply (actuator supply, digital outputs)/FE 500 V AC 50 Hz 1 min.

#### Standards and Regulations

Mechanical tests	Vibration resistance in acc. with EN 60068-2-6/IEC 60068-2-6 5g
	Shock in acc. with EN 60068-2-27/IEC 60068-2-27 30g, 11 ms period, half-sine shock pulse
	Continuous shock according to EN 60068-2-27/IEC 60068-2-27 10g
Protection class	III (IEC 61140, EN 61140, VDE 0140-1)

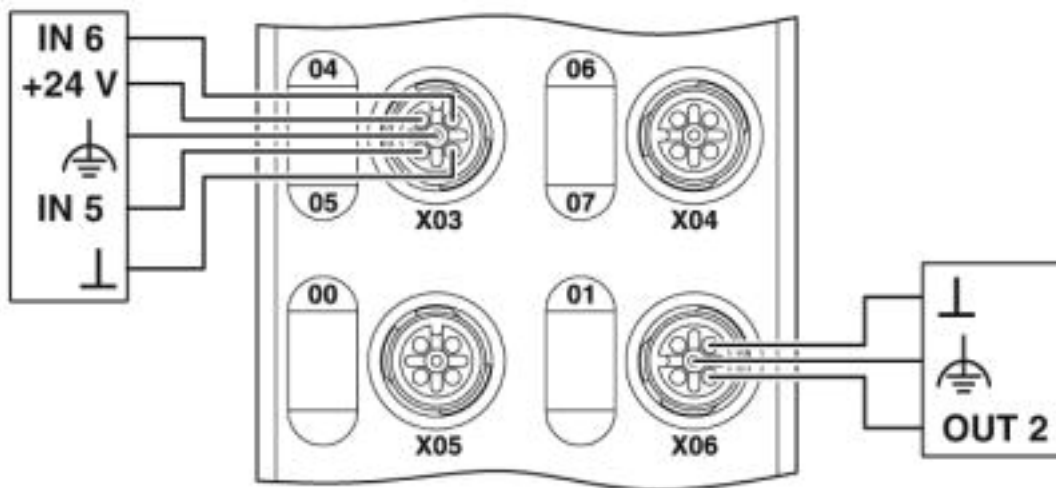
#### Environmental Product Compliance

China RoHS	Environmentally Friendly Use Period = 25;
	For details about hazardous substances go to tab "Downloads", Category "Manufacturer's declaration"

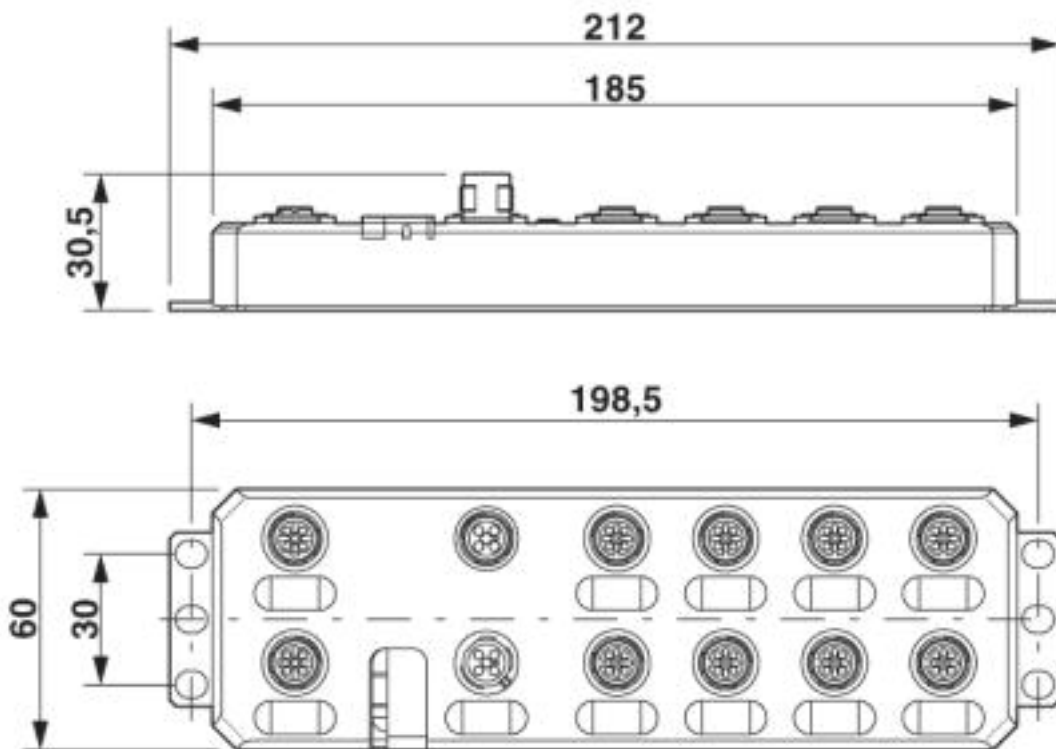
### Drawings

# Distributed I/O device - AXL E EC DI8 DO4 2A M12 6P - 2701523

Connection diagram



Dimensional drawing



## Classifications

eCl@ss

eCl@ss 4.0	27240400
eCl@ss 4.1	27240400
eCl@ss 5.0	27242200

<https://www.phoenixcontact.com/gb/products/2701523>



## Distributed I/O device - AXL E EC DI8 DO4 2A M12 6P - 2701523

### Classifications

#### eCl@ss

eCl@ss 5.1	27242600
eCl@ss 6.0	27242600
eCl@ss 7.0	27242604
eCl@ss 8.0	27242604
eCl@ss 9.0	27242604

#### ETIM

ETIM 2.0	EC001433
ETIM 3.0	EC001599
ETIM 4.0	EC001599
ETIM 5.0	EC001599
ETIM 6.0	EC001599
ETIM 7.0	EC001599

#### UNSPSC

UNSPSC 6.01	43172015
UNSPSC 7.0901	43201404
UNSPSC 11	39121311
UNSPSC 12.01	39121311
UNSPSC 13.2	32151602

### Approvals

#### Approvals

##### Approvals


UL Listed / cUL Listed / EtherCAT / cULus Listed

##### Ex Approvals

UL Listed / cUL Listed / cULus Listed

#### Approval details


UL Listed		<a href="http://database.ul.com/cgi-bin/XYV/template/LISEXT/1FRAME/index.htm">http://database.ul.com/cgi-bin/XYV/template/LISEXT/1FRAME/index.htm</a>	FILE E 140324
-----------	---	---	---------------

cUL Listed		<a href="http://database.ul.com/cgi-bin/XYV/template/LISEXT/1FRAME/index.htm">http://database.ul.com/cgi-bin/XYV/template/LISEXT/1FRAME/index.htm</a>	FILE E 140324
------------	---	---	---------------

## Distributed I/O device - AXL E EC DI8 DO4 2A M12 6P - 2701523

### Approvals

EtherCAT		0x84_001
----------	---	----------

cULus Listed	
--------------	---



# SCATTERGOOD & JOHNSON LTD

ELECTRICAL ENGINEERING & FLUID CONTROL DISTRIBUTORS

Est.1899

At Scattergood & Johnson Ltd, we pride ourselves on being a technical distributor to specialist industries.

Working with a range of quality product suppliers across a number of specialist markets, we are not your average 'box shifter' - we are your technical and supply chain partner.

We fully support every product we sell - for free! Our internal team and external sales engineers can answer any product or application question, no matter the complexity.

Backing up this technical ability is a range of 50,000+ products available from stock for nationwide next day delivery (same day if required!), or you can collect what you need from any of our trade counters around the UK.

Select your specialist interest below to learn more about how we can help.



Online, In Branch and On the Road - Scattergood & Johnson Ltd, there when you need us.

# [www.scatts.co.uk](http://www.scatts.co.uk)