

Safety module - AXL F SSDO8/3 1F - 2702264

Please be informed that the data shown in this PDF Document is generated from our Online Catalog. Please find the complete data in the user's documentation. Our General Terms of Use for Downloads are valid (<http://phoenixcontact.com/download>)



Safety-related digital output module, IP20 protection, for the SafetyBridge system. The module has four safe digital outputs with two-channel occupancy or 8 safe digital outputs with single-channel occupancy

Product Description

The safety module is an output module from the Axioline F product range for use in a SafetyBridge technology V3 system. The safety module can be used as part of an Axioline F station at any point within an EtherCAT[®], EtherNet/IP[™], Sercos, Modbus, PROFINET or PROFIBUS system. The module has four safe digital outputs for two-channel assignment or eight safe digital outputs for single-channel assignment. Depending on the installation and parameterization, in the SafetyBridge technology V3 system the safety module can achieve the following safety integrity:


- Up to SIL 3 according to standard EN 61508
- Up to SILCL 3 according to standard EN 62061
- Up to Cat. 4/PL e according to standard EN ISO 13849-1

Your advantages

- ✓ Cost-effective system configuration, as no safety PLC or safe fieldbus system is required
- ✓ Flexible use, thanks to compatibility with all bus couplers from the Axioline F range
- ✓ Reduced installation time, thanks to fast wiring and easy handling
- ✓ Easy configuration using the free SAFECONF software
- ✓ Up to SIL 3 according to EN 61508
- ✓ Up to SILCL 3 according to EN 62061
- ✓ Up to cat. 4/PL e according to EN ISO 13849-1



Key Commercial Data

Packing unit	1 pc
GTIN	 4 055626 066806
GTIN	4055626066806
Weight per Piece (excluding packing)	222.000 g
Custom tariff number	85389091
Country of origin	Germany

Safety module - AXL F SSDO8/3 1F - 2702264

Technical data

Dimensions

Width	53.6 mm
Height	126.1 mm
Depth	54 mm
Note on dimensions	Housing dimensions

Ambient conditions

Ambient temperature (operation)	-35 °C ... 60 °C (Mounting position: any)
Ambient temperature (storage/transport)	-40 °C ... 85 °C
Permissible humidity (operation)	10 % ... 75 % (on average, 85% infrequently, non-condensing)
Permissible humidity (storage/transport)	10 % ... 75 % (non-condensing)
Air pressure (operation)	70 kPa ... 108 kPa (up to 3000 m above sea level)
Air pressure (storage/transport)	66 kPa ... 108 kPa (up to 3500 m above sea level)
Degree of protection	IP20

Interfaces

Designation	Axiline F local bus
No. of channels	1
Connection method	Bus base module

Digital outputs

Output name	Digital outputs
Connection method	Direct plug-in technology
Connection technology	2, 3-wire
Number of outputs	4 (with two-channel assignment)
	8 (for single-channel assignment)
	8
Protective circuit	Overload protection, freewheeling circuit for inductive loads, Discharge circuit for accelerated discharge of capacitive loads
Output voltage	24 V DC
Output current	max. 2 A (per channel)
	max. 1.5 A (per channel according to CUL _{US})
	max. 4 A (per group)
	max. 3 A (per group according to CUL _{US})
	max. 8 A (Total current of all outputs; Please observe the notes in the user manual.)
	max. 6 A (Total current of all outputs according to CUL _{US})
Maximum output current per channel	2 A
Maximum output current per module / terminal block	8 A
Behavior with overload	Affected output is disabled and a diagnostic message is generated.

General

Mounting type	DIN rail
Color	yellow

Safety module - AXL F SSDO8/3 1F - 2702264

Technical data

General

Net weight	222 g
Note on weight specifications	with connectors and bus base module

Axioline potentials

Designation	Axioline F local bus supply (U_{Bus})
Supply voltage	5 V DC (via bus base module)
Current consumption	typ. 260 mA (all outputs set; power supply by U_O of 19.2 V DC to 30.2 V DC)
	max. 280 mA
Designation	Supply for digital output modules (U_O)
Supply voltage	24 V DC
Supply voltage range	19.2 V DC ... 30.2 V DC (including all tolerances, including ripple)
Current consumption	typ. 25 mA (all outputs set; power supply by U_O with 30.2 V DC; without power supply to the actuator)
Protective circuit	Protection against polarity reversal, EMC protective circuit, undervoltage detection

Safety-related characteristic data

Designation	IEC 61508 - High demand
Safety Integrity Level (SIL)	max. 3 (two channel; dependent in parameterization and wiring)
Designation	IEC 61508 - Low demand
Safety Integrity Level (SIL)	max. 3 (two channel; dependent in parameterization and wiring)
Designation	EN ISO 13849
Performance level (PL)	max. e (two channel; dependent in parameterization and wiring)
Category	max. 4 (two channel; dependent in parameterization and wiring)
Designation	EN 62061
Safety Integrity Level Claim Limit (SIL CL)	max. 3 (two channel; dependent in parameterization and wiring)

Standards and Regulations

Protection class	III (IEC 61140, EN 61140, VDE 0140-1)
------------------	---------------------------------------

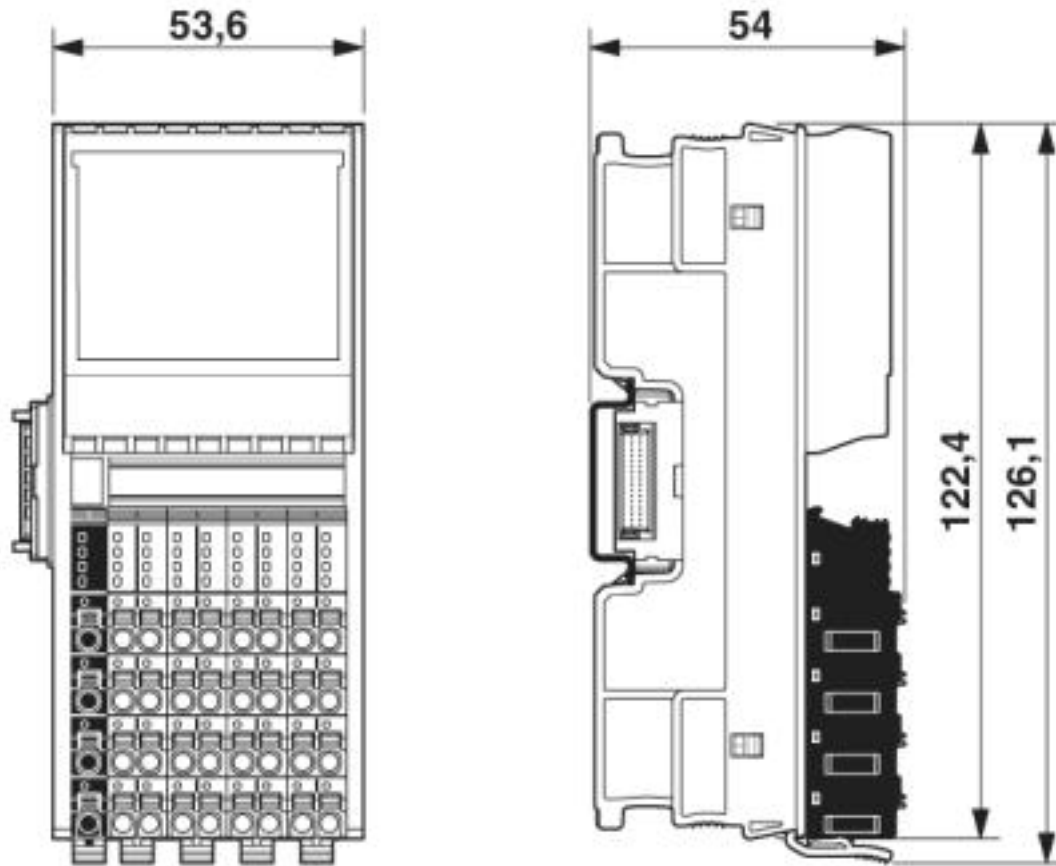
Environmental Product Compliance

REACH SVHC	Lead 7439-92-1
China RoHS	Environmentally friendly use period: unlimited = EFUP-e
	No hazardous substances above threshold values

Drawings

Safety module - AXL F SSDO8/3 1F - 2702264

Dimensional drawing



Classifications

eCl@ss

eCl@ss 5.1	27242600
eCl@ss 6.0	27242600
eCl@ss 7.0	27242604
eCl@ss 8.0	27242604
eCl@ss 9.0	27242604

ETIM

ETIM 5.0	EC001599
ETIM 6.0	EC001599
ETIM 7.0	EC001599

UNSPSC

UNSPSC 13.2	32151602
-------------	----------

Approvals

Approvals



Safety module - AXL F SSDO8/3 1F - 2702264


Approvals

Approvals

Functional Safety / UL Listed / cUL Listed / Functional Safety / cULus Listed


Ex Approvals


Approval details

Functional Safety			968/EZ 424.05/17
-------------------	---	--	------------------

UL Listed		http://database.ul.com/cgi-bin/XYV/template/LISEXT/1FRAME/index.htm	FILE E 238705
-----------	---	---	---------------

cUL Listed		http://database.ul.com/cgi-bin/XYV/template/LISEXT/1FRAME/index.htm	FILE E 238705
------------	---	---	---------------

Functional Safety			968/EZ 424.05/17
-------------------	---	--	------------------

cULus Listed			
--------------	---	--	--



SCATTERGOOD & JOHNSON LTD

ELECTRICAL ENGINEERING & FLUID CONTROL DISTRIBUTORS

Est.1899

At Scattergood & Johnson Ltd, we pride ourselves on being a technical distributor to specialist industries.

Working with a range of quality product suppliers across a number of specialist markets, we are not your average 'box shifter' - we are your technical and supply chain partner.

We fully support every product we sell - for free! Our internal team and external sales engineers can answer any product or application question, no matter the complexity.

Backing up this technical ability is a range of 50,000+ products available from stock for nationwide next day delivery (same day if required!), or you can collect what you need from any of our trade counters around the UK.

Select your specialist interest below to learn more about how we can help.



Online, In Branch and On the Road - Scattergood & Johnson Ltd, there when you need us.

www.scatts.co.uk