

PC WORX - FDCML

Integrating new devices from Phoenix Contact into PC Worx

Application note
107756_en_01

© PHOENIX CONTACT 2017-01-16

1 About this document

This document describes how to import device description files for new devices from Phoenix Contact into PC Worx. The “Import Catalog” function is used for this.

This function is available as of version 1.80 of the Automation Software Suite.

Table of contents

1	About this document.....	1
2	Device description files in PC Worx.....	1
3	Device description files from Phoenix Contact	2
3.1	New installation of PC Worx	2
3.2	Service Pack for PC Worx	2
3.3	New devices	2
4	Importing device description files as a catalog package.....	2

2 Device description files in PC Worx

Device description files for PC Worx are FDCML or GSD/ GSDML files, which provide a complete description of a device.

Devices from Phoenix Contact are integrated into PC Worx using FDCML files.

GSD or GSDML files can be used to integrate devices from manufacturers other than Phoenix Contact into PC Worx.

FDCML files can be bundled, exported, and imported in catalogs. The import of FDCML files is described in this application note.



Make sure you always use the latest documentation. It can be downloaded at phoenixcontact.net/products.



For detailed information about the PC Worx software, please refer to the online help or the corresponding documentation, e.g., “PC Worx” quick start guide, UM QS EN PC WORX.

3 Device description files from Phoenix Contact

FDCML device description files are required in order to use devices from Phoenix Contact in PC Worx.



If you have used the suggested standard installation of PC Worx, the device description files will be located in the following directory:
C:\Documents and Settings\All Users\Shared Documents\FDCML10\xxx\Phoenix Contact.
xxx = System (e.g., ETHERNET, INTERBUS, PROFINET).
Hereinafter this path will be abbreviated to "...FDCML10\...\Phoenix Contact".

3.1 New installation of PC Worx

When PC Worx is installed for the first time, the device description files for the devices available at the time are also installed. These descriptions are also found in the device catalog.

3.2 Service Pack for PC Worx

When installing Service Packs for PC Worx, new device description files are installed in the "...FDCML10\...\Phoenix Contact" folder. These new descriptions are not included in the device catalog yet.

- Import the device description files into the device catalog.
To do this, proceed as described in the "PC Worx" quick start guide, UM QS EN PC WORX.

3.3 New devices

In the case of new devices, the device description files for which are included in neither the new installation nor the Service Pack, device description files can be downloaded from phoenixcontact.net/products. A catalog package with the new FDCML files (*.zbcc) is available for new products.

- Open the "Downloads" tab for the respective product.
- Under "Device Description", download the appropriate .zbcc file.
- Save the file to your PC in any storage location.
- Import the device description files into the device catalog.

To do this, proceed as described in Section 4 "Importing device description files as a catalog package".

4 Importing device description files as a catalog package

- Select "Phoenix Contact" in the "Device Catalog" window in PC Worx.
- Open the context menu and select "Import Catalog...".

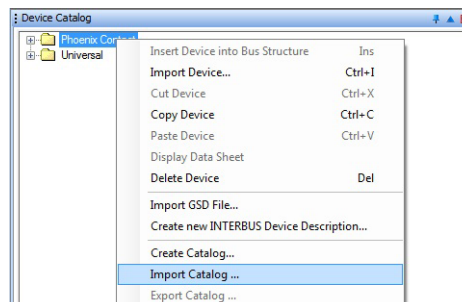


Figure 1 Device catalog: importing a device

- A new window will open. In the drop-down menu select the "BusConfigurator Catalog Package (*.zbcc)" item. By doing so, the files that can be imported will be pre-filtered.

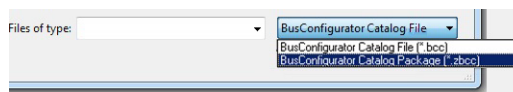


Figure 2 Selecting catalog packages (*.zbcc)

- Select the location under which you saved the file.
- Select the file to be imported.
- Confirm your selection with "Open".

The "Message Window" indicates whether the catalog has been imported successfully.

The newly imported catalog is displayed alongside the standard catalog in the Device Catalog.

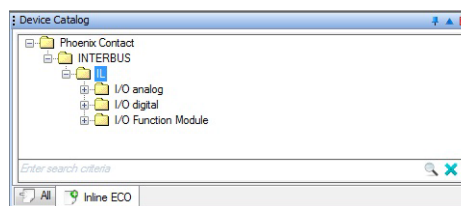


Figure 3 Example: "Inline ECO" catalog imported

You can delete the new catalog as all imported devices are also displayed under "All".



SCATTERGOOD & JOHNSON LTD

ELECTRICAL ENGINEERING & FLUID CONTROL DISTRIBUTORS

Est.1899

At Scattergood & Johnson Ltd, we pride ourselves on being a technical distributor to specialist industries.

Working with a range of quality product suppliers across a number of specialist markets, we are not your average 'box shifter' - we are your technical and supply chain partner.

We fully support every product we sell - for free! Our internal team and external sales engineers can answer any product or application question, no matter the complexity.

Backing up this technical ability is a range of 50,000+ products available from stock for nationwide next day delivery (same day if required!), or you can collect what you need from any of our trade counters around the UK.

Select your specialist interest below to learn more about how we can help.



Online, In Branch and On the Road - Scattergood & Johnson Ltd, there when you need us.

www.scatts.co.uk