

Inline ME terminal - IB IL 24 DO 4-ME - 2863931

Please be informed that the data shown in this PDF Document is generated from our Online Catalog. Please find the complete data in the user's documentation. Our General Terms of Use for Downloads are valid (<http://phoenixcontact.com/download>)



Inline, Digital output terminal, Digital outputs: , 24 V DC, 500 mA, connection method: 3-wire, transmission speed in the local bus: 500 kbps, degree of protection: IP20, including Inline connector and labeling field

Product Description


The terminal is designed for use within an Inline station.
It is used to output digital signals.
It is used to acquire analog voltage and current signals.

Your advantages

- 4 digital outputs
- Connection of actuators in 2 and 3-wire technology
- Nominal current per output: 500 mA
- Total current of the terminal: 2 A
- Short-circuit-proof and overload-protected outputs
- Diagnostic and status indicators



Key Commercial Data

Packing unit	4 pc
Minimum order quantity	4 pc
GTIN	 4 017918 962661
GTIN	4017918962661
Weight per Piece (excluding packing)	59.000 g
Custom tariff number	85389091
Country of origin	Germany

Technical data

Note

Utilization restriction	EMC: class A product, see manufacturer's declaration in the download area
-------------------------	---

Dimensions

Inline ME terminal - IB IL 24 DO 4-ME - 2863931

Technical data

Dimensions

Width	12.2 mm
Height	119.8 mm
Depth	71.5 mm

Ambient conditions

Ambient temperature (operation)	-25 °C ... 55 °C
Ambient temperature (storage/transport)	-25 °C ... 85 °C
Permissible humidity (operation)	10 % ... 95 % (according to DIN EN 61131-2)
Permissible humidity (storage/transport)	10 % ... 95 % (according to DIN EN 61131-2)
Air pressure (operation)	70 kPa ... 106 kPa (up to 3000 m above sea level)
Air pressure (storage/transport)	70 kPa ... 106 kPa (up to 3000 m above sea level)
Degree of protection	IP20

General

Mounting type	DIN rail
Color	green
Net weight	59 g
Note on weight specifications	with connector
Operating mode	Process data operation with 4 bits
Diagnostics messages	Short-circuit / overload of the digital outputs Error message in the diagnostic code (bus) and display (2 Hz) via the LED (D) on the module

Interfaces

Designation	Inline local bus
No. of channels	2
Connection method	Inline data jumper
Transmission speed	500 kbps
Transmission physics	Copper

Inline potentials

Designation	Communications power (U_L)
Supply voltage	7.5 V DC (via voltage jumper)
Current consumption	max. 44 mA
Power consumption	max. 0.33 W
Designation	Segment circuit supply (U_S)
Supply voltage	24 V DC (via voltage jumper)
Supply voltage range	19.2 V DC ... 30 V DC (including all tolerances, including ripple)
Current consumption	max. 2 A
	0 A

Digital outputs

Output name	Digital outputs
Connection method	Spring-cage connection
Connection technology	3-wire

Inline ME terminal - IB IL 24 DO 4-ME - 2863931

Technical data

Digital outputs

Number of outputs	4
Protective circuit	Overload protection, short-circuit protection of outputs Zener diode in output chip
Output voltage	24 V DC ($U_S - 1$ V)
Maximum inrush current	max. 1.5 A (for 20 ms)
Nominal output voltage	24 V DC (voltage difference at $I_{nom} \leq 1$ V)
Maximum output current per channel	500 mA
Maximum output current per module	2 A
Nominal load, inductive	12 VA (1.2 H, 50 Ω)
Nominal load, lamp	12 W
Nominal load, ohmic	12 W (48 Ω)
Output voltage when switched off	max. 2 V
Output current when switched off	max. 300 μ A
Behavior with overload	Auto restart
Behavior with inductive overload	Output can be destroyed
Reverse voltage resistance to short pulses	Reverse voltage proof

Electrical isolation

Test section	7.5 V supply (bus logics)/24 V supply (I/O) 500 V AC 50 Hz 1 min.
	7.5 V supply (bus logics) / functional earth ground 500 V AC 50 Hz 1 min.
	24 V supply (I/O) / functional earth ground 500 V AC 50 Hz 1 min.

Standards and Regulations

Connection in acc. with standard	CUL
Protection class	III (IEC 61140, EN 61140, VDE 0140-1)

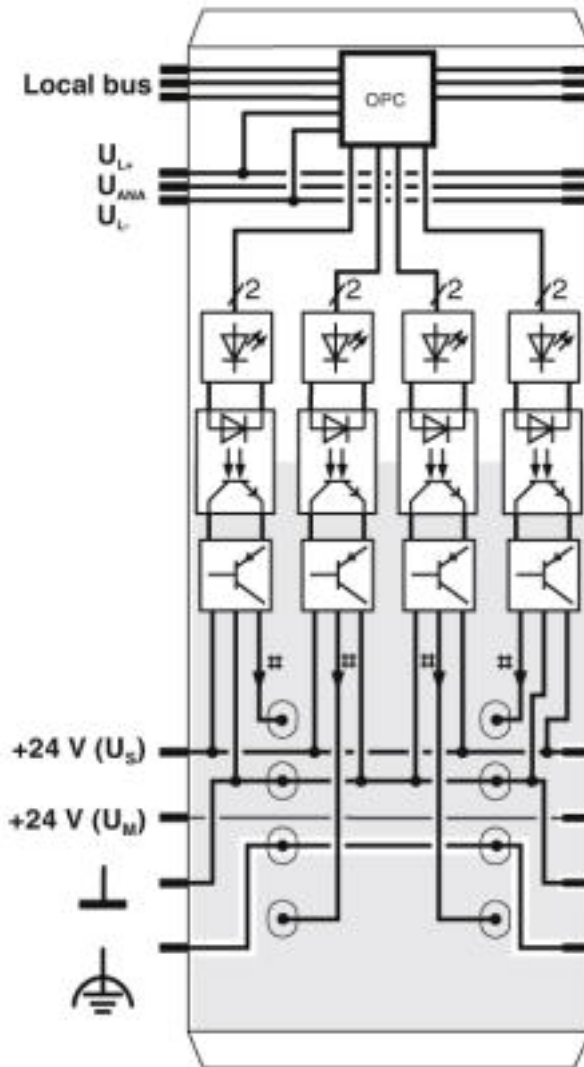
Environmental Product Compliance

REACH SVHC	Lead 7439-92-1
China RoHS	Environmentally Friendly Use Period = 50
	For details about hazardous substances go to tab "Downloads", Category "Manufacturer's declaration"

Drawings

Inline ME terminal - IB IL 24 DO 4-ME - 2863931

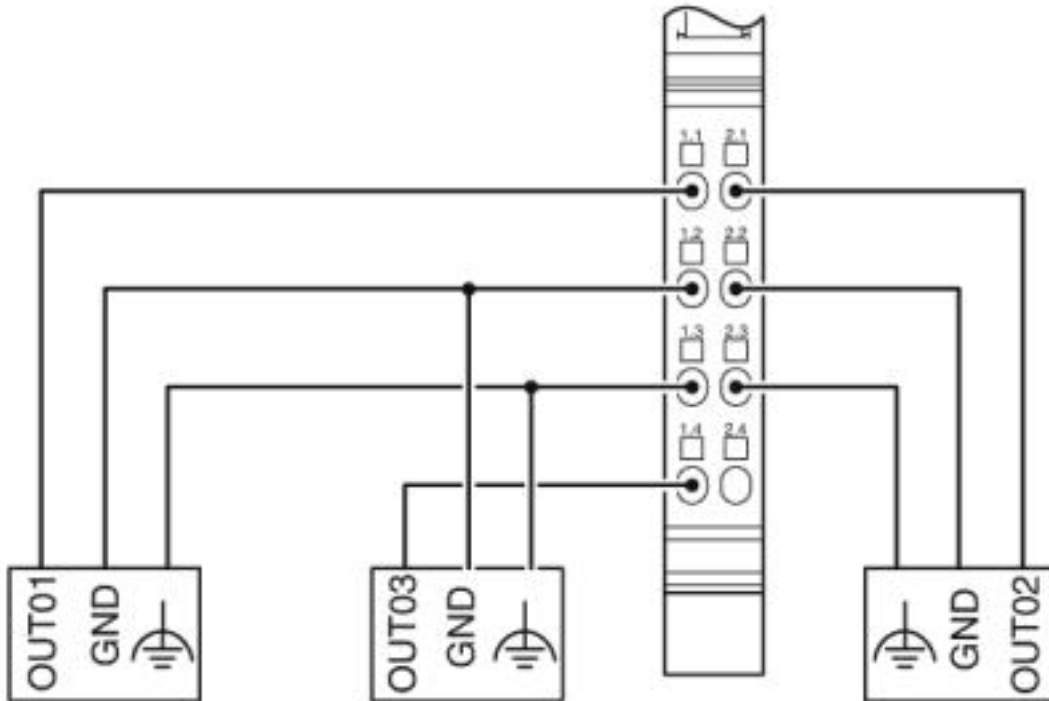
Block diagram



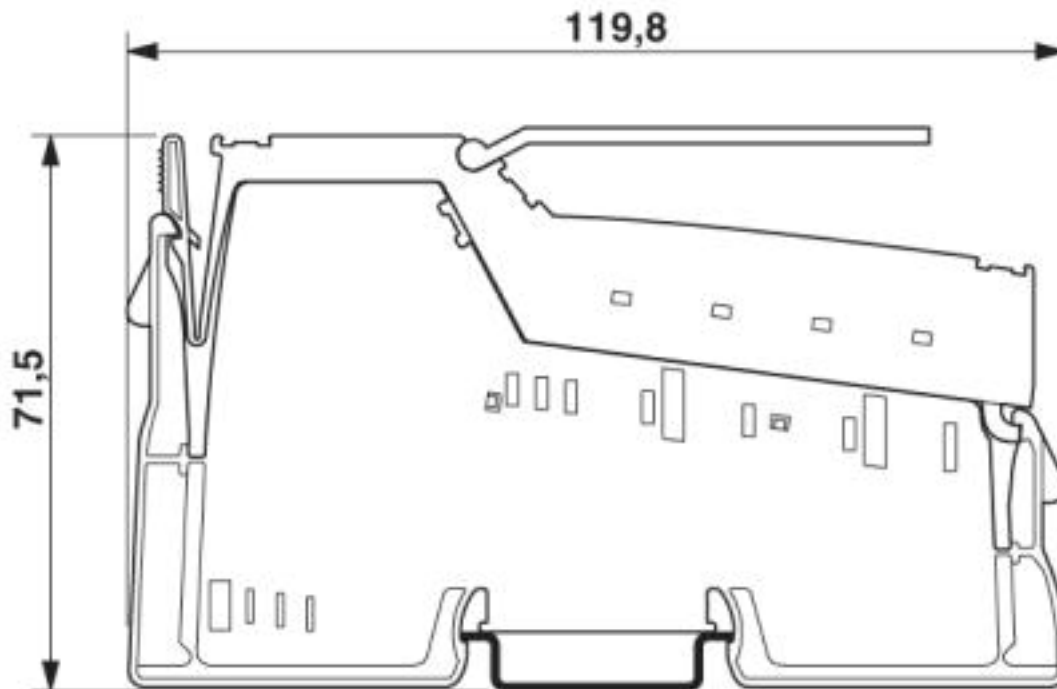
Internal wiring of the terminal points

Inline ME terminal - IB IL 24 DO 4-ME - 2863931

Connection diagram



Dimensional drawing



<https://www.phoenixcontact.com/gb/products/2863931>



Inline ME terminal - IB IL 24 DO 4-ME - 2863931

Classifications

eCl@ss

eCl@ss 4.0	27250300
eCl@ss 4.1	27250300
eCl@ss 5.0	27250300
eCl@ss 5.1	27242600
eCl@ss 6.0	27242600
eCl@ss 7.0	27242604
eCl@ss 8.0	27242604
eCl@ss 9.0	27242604

ETIM

ETIM 2.0	EC001430
ETIM 3.0	EC001599
ETIM 4.0	EC001599
ETIM 5.0	EC001599
ETIM 6.0	EC001599
ETIM 7.0	EC001599

UNSPSC

UNSPSC 6.01	43172015
UNSPSC 7.0901	43201404
UNSPSC 11	43172015
UNSPSC 12.01	43201404
UNSPSC 13.2	32151602

Approvals

Approvals

Approvals

UL Recognized / cUL Recognized / EAC / cULus Recognized

Ex Approvals


UL Listed / cUL Listed / cULus Listed


Approval details


UL Recognized		http://database.ul.com/cgi-bin/XYV/template/LISEXT/1FRAME/index.htm	FILE E 140324
---------------	---	---	---------------

Inline ME terminal - IB IL 24 DO 4-ME - 2863931

Approvals

cUL Recognized		http://database.ul.com/cgi-bin/XYV/template/LISEXT/1FRAME/index.htm	FILE E 140324
----------------	---	---	---------------

EAC		EAC-Zulassung
-----	---	---------------

cULus Recognized	
------------------	---



SCATTERGOOD & JOHNSON LTD

ELECTRICAL ENGINEERING & FLUID CONTROL DISTRIBUTORS

Est.1899

At Scattergood & Johnson Ltd, we pride ourselves on being a technical distributor to specialist industries.

Working with a range of quality product suppliers across a number of specialist markets, we are not your average 'box shifter' - we are your technical and supply chain partner.

We fully support every product we sell - for free! Our internal team and external sales engineers can answer any product or application question, no matter the complexity.

Backing up this technical ability is a range of 50,000+ products available from stock for nationwide next day delivery (same day if required!), or you can collect what you need from any of our trade counters around the UK.

Select your specialist interest below to learn more about how we can help.



Online, In Branch and On the Road - Scattergood & Johnson Ltd, there when you need us.

www.scatts.co.uk