

Controller - ILC 150 ETH - 2985330

Please be informed that the data shown in this PDF Document is generated from our Online Catalog. Please find the complete data in the user's documentation. Our General Terms of Use for Downloads are valid (<http://phoenixcontact.com/download>)



Inline Controller with Ethernet interface for coupling to other controllers and systems, with programming options according to IEC 61131-3, complete with plug and labeling field.

Product Description

With the ILC 150 ETH, the highly modular Inline Controller range from Phoenix Contact has been extended to include a high-performance compact controller. This controller can be used to extend the possible field of application of Inline Controllers right down to smaller applications. With direct integration in the Inline automation system, the compact controller is highly modular and can be adapted to the relevant application requirements. Its integrated Ethernet interface enables parameterization and programming using PC WorX automation software according to IEC 61131, and it can also exchange data with OPC servers simultaneously and communicate with TCP/IP-compatible devices.


The Inline Controller range covers a wide performance range. From entry-level versions through to high-end controllers, users can find the right controller for their application. Within the product portfolio, users can choose between controllers with different computing capacities, with or without PROFINET controllers, and with or without GL approval.

Your advantages

- Free engineering with PC Worx Express (IEC 61131-3)
- Numerous protocols supported such as: HTTP, FTP, SNTP, SNMP, SMTP, SQL, MySQL, etc.
- Complete INTERBUS master (4096 I/O points)
- Flash file system
- FTP server
- Integrated web server for visualization with WebVisit



Key Commercial Data

Packing unit	1 pc
GTIN	 4 046356 096409
GTIN	4046356096409
Weight per Piece (excluding packing)	343.600 g
Custom tariff number	85371091
Country of origin	Germany

Technical data

Note

Controller - ILC 150 ETH - 2985330

Technical data

Note

Utilization restriction	EMC: class A product, see manufacturer's declaration in the download area
-------------------------	---

Dimensions

Width	80 mm
Height	119.8 mm
Depth	71.5 mm

Ambient conditions

Degree of protection	IP20
Ambient temperature (operation)	-25 °C ... 55 °C
Ambient temperature (storage/transport)	-25 °C ... 85 °C
Permissible humidity (operation)	10 % ... 95 % (according to DIN EN 61131-2)
Permissible humidity (storage/transport)	10 % ... 95 % (according to DIN EN 61131-2)
Air pressure (operation)	70 kPa ... 106 kPa (up to 3000 m above sea level)
Air pressure (storage/transport)	70 kPa ... 106 kPa (up to 3000 m above sea level)
Shock	25g, Criterion 1, according to IEC 60068-2-27
Vibration (operation)	5g

Control system

Engineering tool	PC WORX
	PC WORX EXPRESS
Diagnostics tool	DIAG+
Configuration tool	Config+ Version 1.01 or later

Mechanical design

Weight	285 g
Diagnostics display	No
Controller redundancy	No

Data interfaces

Interface	INTERBUS local bus (master)
Number	1
Connection method	Inline data jumper
Transmission speed	500 kBaud / 2 MBaud (can be switched)
Interface	Parameterization/operation/diagnostics
Number	1
Connection method	6-pos. MINI DIN socket (PS/2)
Transmission speed	max. 115.2 kbps
Interface	Ethernet 10Base-T/100Base-TX
Number	1
Connection method	RJ45 socket
Transmission speed	10/100 Mbps

Controller - ILC 150 ETH - 2985330

Technical data

Power supply

Typical current consumption	210 mA
Max. current consumption	870 mA (370 mA communications power + 500 mA analog voltage supply)
Supply voltage	24 V DC
Supply voltage range	19.2 V DC ... 30 V DC
Residual ripple	± 5 %
Power dissipation	max. 5 W

Fieldbus function

Amount of process data	max. 4096 Bit (INTERBUS)
Number of supported devices	max. 128
Number of local bus devices that can be connected	max. 63 (observe current consumption)
Number of devices with parameter channel	max. 16
Number of supported branch terminals with remote bus branch	max. 3

Direct I/Os

Input name	Digital inputs
Number of inputs	8
Connection method	Inline potential distributor
Connection technology	2, 3, 4-wire
Output name	Digital outputs
Number of outputs	4
Connection method	Spring-cage connection
Connection technology	2, 3, 4-wire
Maximum output current per channel	500 mA

IEC 61131 runtime system

Engineering tool	PC WORX
	PC WORX EXPRESS
Program memory	typ. 256 kByte
Mass storage	256 kByte
Retentive mass storage	8 kByte (NVRAM)
Number of control tasks	8
Realtime clock	Yes

Standards and Regulations

Vibration (storage/transport)	5g
Shock	25g, Criterion 1, according to IEC 60068-2-27
Vibration (operation)	5g

Environmental Product Compliance

REACH SVHC	1,2-dimethoxyethane,ethylene glycol dimethyl ether (EGDME) 110-71-4
	Lead 7439-92-1
China RoHS	Environmentally Friendly Use Period = 50

<https://www.phoenixcontact.com/gb/products/2985330>

Controller - ILC 150 ETH - 2985330

Technical data

Environmental Product Compliance

	For details about hazardous substances go to tab "Downloads", Category "Manufacturer's declaration"
--	---

Classifications

eCl@ss

eCl@ss 4.0	27250200
eCl@ss 4.1	27240600
eCl@ss 5.0	27242700
eCl@ss 5.1	27242700
eCl@ss 6.0	27242200
eCl@ss 7.0	27242207
eCl@ss 8.0	27242207
eCl@ss 9.0	27242207

ETIM

ETIM 2.0	EC000236
ETIM 3.0	EC000236
ETIM 4.0	EC000236
ETIM 5.0	EC000236
ETIM 6.0	EC000236
ETIM 7.0	EC000236

UNSPSC

UNSPSC 6.01	43172015
UNSPSC 7.0901	43201404
UNSPSC 11	43172018
UNSPSC 12.01	43201404
UNSPSC 13.2	39122114

Approvals

Approvals

Approvals

DNV GL / BV / LR / BSH / RINA / UL Listed / cUL Listed / EAC / EAC / cULus Listed










Ex Approvals

ATEX / UL Listed / cUL Listed / cULus Listed

Approval details

Controller - ILC 150 ETH - 2985330

Approvals

DNV GL		https://approvalfinder.dnvgl.com/	TAA00000BN
BV		http://www.veristar.com/portal/veristarinfo/generalinfo/approved/approvedProducts/equipmentAndMaterials	20989/B2_BV
LR		http://www.lr.org/en	08/20033
BSH		http://www.bsh.de/de/index.jsp	658
RINA		http://www.rina.org/en	ELE183315XG
UL Listed		http://database.ul.com/cgi-bin/XYV/template/LISEXT/1FRAME/index.htm	FILE E 140324
cUL Listed		http://database.ul.com/cgi-bin/XYV/template/LISEXT/1FRAME/index.htm	FILE E 140324
EAC			EAC-Zulassung
EAC			RU *- DE.A*30.B.00238
cULus Listed			



SCATTERGOOD & JOHNSON LTD

ELECTRICAL ENGINEERING & FLUID CONTROL DISTRIBUTORS

Est.1899

At Scattergood & Johnson Ltd, we pride ourselves on being a technical distributor to specialist industries.

Working with a range of quality product suppliers across a number of specialist markets, we are not your average 'box shifter' - we are your technical and supply chain partner.

We fully support every product we sell - for free! Our internal team and external sales engineers can answer any product or application question, no matter the complexity.

Backing up this technical ability is a range of 50,000+ products available from stock for nationwide next day delivery (same day if required!), or you can collect what you need from any of our trade counters around the UK.

Select your specialist interest below to learn more about how we can help.



Online, In Branch and On the Road - Scattergood & Johnson Ltd, there when you need us.

www.scatts.co.uk