

## Power supply unit - UNO-PS/1AC/ 5DC/ 25W - 2904374

Please be informed that the data shown in this PDF Document is generated from our Online Catalog. Please find the complete data in the user's documentation. Our General Terms of Use for Downloads are valid (<http://phoenixcontact.com/download>)



Primary-switched UNO POWER power supply for DIN rail mounting, input: 1-phase, output: 5 V DC/25 W

### Product Description

UNO POWER power supplies with basic functionality

Thanks to their high power density, compact UNO POWER power supplies are the ideal solution for loads up to 240 W, particularly in compact control boxes. The power supply units are available in various performance classes and overall widths. Their high degree of efficiency and low idling losses ensure a high level of energy efficiency.

### Your advantages

- Flexible mounting by simply snapping onto the DIN rail
- More space in the control cabinet with up to 20 % higher power density
- Maximum energy efficiency, thanks to over 90 % efficiency and extremely low idling losses under 0.3 W
- Outdoor installation, thanks to the wide temperature range from -25°C to +70°C



### Key Commercial Data

Packing unit	1 pc
GTIN	 4 046356 897082
GTIN	4046356897082
Weight per Piece (excluding packing)	150.000 g
Custom tariff number	85044030
Country of origin	Poland

### Technical data

#### Dimensions

Width	22.5 mm
Height	90 mm
Depth	84 mm

#### Ambient conditions

Degree of protection	IP20
----------------------	------

## Power supply unit - UNO-PS/1AC/ 5DC/ 25W - 2904374

### Technical data

#### Ambient conditions

Ambient temperature (operation)	-25 °C ... 70 °C (> 55 °C Derating: 2.5 %/K)
Ambient temperature (storage/transport)	-40 °C ... 85 °C
Max. permissible relative humidity (operation)	≤ 95 % (at 25 °C, non-condensing)
Climatic class	3K3 (in acc. with EN 60721)
Degree of pollution	2

#### Input data

Nominal input voltage range	100 V AC ... 240 V AC
Input voltage range	85 V AC ... 264 V AC
Frequency range (f <sub>N</sub> )	50 Hz ... 60 Hz #10 %
Current consumption	0.53 A (100 V AC) 0.28 A (240 V AC)
Nominal power consumption	61.7 VA
Inrush current	< 30 A (typical)
Mains buffering time	typ. 35 ms (120 V AC) typ. 135 ms (230 V AC)
Input fuse	2 A (slow-blow, internal)
Recommended breaker for input protection	6 A ... 16 A (Characteristics B, C, D, K)
Power factor (cos phi)	0.47
Type of protection	Transient surge protection
Protective circuit/component	Varistor

#### Output data

Nominal output voltage	5 V DC ±1 %
Nominal output current (I <sub>N</sub> )	5 A (-25 °C ... 55 °C)
Derating	55 °C ... 70 °C (2.5%/K)
Connection in parallel	Yes, for redundancy and increased capacity
Connection in series	yes
Feedback voltage resistance	< 10 V DC
Protection against overvoltage at the output (OVP)	≤ 10 V DC
Control deviation	< 1 % (change in load, static 10 % ... 90 %) < 3 % (Dynamic load change 10 % ... 90 %, 10 Hz) < 0.1 % (change in input voltage ±10 %)
Residual ripple	< 40 mV <sub>PP</sub> (with nominal values)
Output power	25 W
Typical response time	< 1 s
Maximum power dissipation in no-load condition	< 0.3 W
Power loss nominal load max.	< 4.5 W

#### General

Net weight	0.15 kg
Efficiency	typ. 85 % (120 V AC)

## Power supply unit - UNO-PS/1AC/ 5DC/ 25W - 2904374

### Technical data

#### General

	typ. 86 % (230 V AC)
Insulation voltage input/output	4 kV AC (type test)
	3 kV AC (routine test)
Protection class	II (in closed control cabinet)
Degree of protection	IP20
MTBF (IEC 61709, SN 29500)	> 2174000 h (40 °C)
Mounting position	horizontal DIN rail NS 35, EN 60715
Assembly instructions	alignable: 0 mm horizontally, 30 mm vertically

#### Connection data, input

Connection method	Screw connection
Conductor cross section solid min.	0.2 mm <sup>2</sup>
Conductor cross section solid max.	2.5 mm <sup>2</sup>
Conductor cross section flexible min.	0.2 mm <sup>2</sup>
Conductor cross section flexible max.	2.5 mm <sup>2</sup>
Conductor cross section AWG min.	24
Conductor cross section AWG max.	14
Stripping length	8 mm
Screw thread	M3

#### Connection data, output

Connection method	Screw connection
Conductor cross section solid min.	0.2 mm <sup>2</sup>
Conductor cross section solid max.	2.5 mm <sup>2</sup>
Conductor cross section flexible min.	0.2 mm <sup>2</sup>
Conductor cross section flexible max.	2.5 mm <sup>2</sup>
Conductor cross section AWG min.	24
Conductor cross section AWG max.	14
Stripping length	8 mm
Screw thread	M3

#### Standards

EMC requirements for noise immunity	EN 61000-6-1
	EN 61000-6-2
EMC requirements for noise emission	EN 61000-6-3
	EN 61000-6-4
Standard - Safety of transformers	EN 61558-2-16
Standard - Electrical safety	IEC 60950-1/VDE 0805 (SELV)
Standard – Electronic equipment for use in electrical power installations and their assembly into electrical power installations	EN 50178/VDE 0160 (PELV)
Standard – Safety extra-low voltage	IEC 60950-1 (SELV) and EN 60204-1 (PELV)
Standard - Safe isolation	DIN VDE 0100-410
Standard – Limitation of mains harmonic currents	EN 61000-3-2

## Power supply unit - UNO-PS/1AC/ 5DC/ 25W - 2904374

### Technical data

#### Standards

Mains variation/undervoltage	EN 61000-4-11
------------------------------	---------------

#### Conformance/approvals

UL approvals	UL/C-UL listed UL 508
	UL/C-UL Recognized UL 60950-1
	UL/C-UL Listed ANSI/ISA-12.12.01 Class I, Division 2, Groups A, B, C, D T4 (Hazardous Location)
CSA	CAN/CSA-C22.2 No. 60950-1-07
	CSA-C22.2 No. 107.1-01
	CAN/CSA-C22.2 No. 213 Class I, Division 2, Groups A, B, C, D T4 (Hazardous Location)

#### EMC data

Electromagnetic compatibility	Conformance with EMC Directive 2014/30/EU
Low Voltage Directive	Conformance with LV directive 2006/95/EC
Electrostatic discharge	EN 61000-4-2
Contact discharge	6 kV (Test Level 3)
Discharge in air	8 kV (Test Level 3)
Electromagnetic HF field	EN 61000-4-3
Frequency range	80 MHz ... 1 GHz
Test field strength	10 V/m
Frequency range	1 GHz ... 2 GHz
Test field strength	10 V/m
Frequency range	2 GHz ... 3 GHz
Test field strength	10 V/m
Comments	Criterion A
Fast transients (burst)	EN 61000-4-4
Input	4 kV (Test Level 4 - asymmetrical)
Output	2 kV (Test Level 3 - asymmetrical)
Comments	Criterion B
Surge voltage load (surge)	EN 61000-4-5
Input	2 kV (Test Level 3 - symmetrical)
	4 kV (Test Level 4 - asymmetrical)
Output	1 kV (Test Level 2 - symmetrical)
	2 kV (Test Level 3 - asymmetrical)
Comments	Criterion B
Conducted interference	EN 61000-4-6
Frequency range	10 kHz ... 80 MHz
Voltage	10 V (Test Level 3)
Comments	Criterion A
Voltage dips	EN 61000-4-11
Criterion A	Normal operating behavior within the specified limits.

# Power supply unit - UNO-PS/1AC/ 5DC/ 25W - 2904374

## Technical data

### EMC data

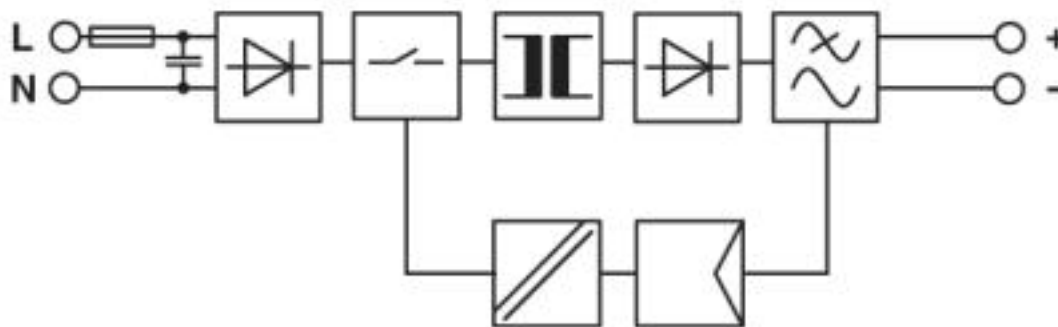
Criterion B	Temporary impairment to operational behavior that is corrected by the device itself.
-------------	--

### Environmental Product Compliance

REACH SVHC	Lead 7439-92-1
China RoHS	Environmentally Friendly Use Period = 25;
	For details about hazardous substances go to tab "Downloads", Category "Manufacturer's declaration"

## Drawings

Block diagram



## Classifications

### eCl@ss

eCl@ss 4.0	27040700
eCl@ss 4.1	27040700
eCl@ss 5.0	27049000
eCl@ss 5.1	27049000
eCl@ss 6.0	27049000
eCl@ss 7.0	27049002
eCl@ss 8.0	27049002
eCl@ss 9.0	27040701

### ETIM

ETIM 4.0	EC000599
ETIM 5.0	EC002540
ETIM 6.0	EC002540
ETIM 7.0	EC002540

### UNSPSC

UNSPSC 13.2	39121004
-------------	----------

# Power supply unit - UNO-PS/1AC/ 5DC/ 25W - 2904374

## Approvals

### Approvals

#### Approvals

UL Listed / UL Recognized / cUL Recognized / IECB Scheme / cUL Listed / EAC / EAC / cULus Recognized / cULus Listed

#### Ex Approvals


UL Listed / cUL Listed / cULus Listed

### Approval details


UL Listed		<a href="http://database.ul.com/cgi-bin/XYV/template/LISEXT/1FRAME/index.htm">http://database.ul.com/cgi-bin/XYV/template/LISEXT/1FRAME/index.htm</a>	FILE E 123528
-----------	---	---	---------------


UL Recognized		<a href="http://database.ul.com/cgi-bin/XYV/template/LISEXT/1FRAME/index.htm">http://database.ul.com/cgi-bin/XYV/template/LISEXT/1FRAME/index.htm</a>	FILE E 214596
---------------	---	---	---------------


cUL Recognized		<a href="http://database.ul.com/cgi-bin/XYV/template/LISEXT/1FRAME/index.htm">http://database.ul.com/cgi-bin/XYV/template/LISEXT/1FRAME/index.htm</a>	FILE E 214596
----------------	---	---	---------------

IECEE CB Scheme		<a href="http://www.iecee.org/">http://www.iecee.org/</a>	DK-30305-A3-M1-UL
-----------------	---	---	-------------------

cUL Listed		<a href="http://database.ul.com/cgi-bin/XYV/template/LISEXT/1FRAME/index.htm">http://database.ul.com/cgi-bin/XYV/template/LISEXT/1FRAME/index.htm</a>	FILE E 123528
------------	---	---	---------------

EAC			EAC-Zulassung
-----	---	--	---------------

EAC			RU C- DE.A*30.B.01082
-----	---	--	--------------------------

cULus Recognized			
------------------	---	--	--

<https://www.phoenixcontact.com/gb/products/2904374>



## Power supply unit - UNO-PS/1AC/ 5DC/ 25W - 2904374

### Approvals

cULus Listed



Phoenix Contact 2019 © - all rights reserved  
<http://www.phoenixcontact.com>



# SCATTERGOOD & JOHNSON LTD

ELECTRICAL ENGINEERING & FLUID CONTROL DISTRIBUTORS

Est.1899

At Scattergood & Johnson Ltd, we pride ourselves on being a technical distributor to specialist industries.

Working with a range of quality product suppliers across a number of specialist markets, we are not your average 'box shifter' - we are your technical and supply chain partner.

We fully support every product we sell - for free! Our internal team and external sales engineers can answer any product or application question, no matter the complexity.

Backing up this technical ability is a range of 50,000+ products available from stock for nationwide next day delivery (same day if required!), or you can collect what you need from any of our trade counters around the UK.

Select your specialist interest below to learn more about how we can help.



Online, In Branch and On the Road - Scattergood & Johnson Ltd, there when you need us.

# [www.scatts.co.uk](http://www.scatts.co.uk)