

Safety relays - PSR-MC40-3NO-1DO-24DC-SC - 2700569

Please be informed that the data shown in this PDF Document is generated from our Online Catalog. Please find the complete data in the user's documentation. Our General Terms of Use for Downloads are valid (<http://phoenixcontact.com/download>)




Safety relay for emergency stop, safety doors, and light grids up to SILCL 3, Cat. 4, PL e, 1 or 2-channel operation, automatic or manual, monitored start, 3 enabling current paths, $U_S = 24 \text{ V DC}$, plug-in screw terminal block

Your advantages

- Up to Cat.4/PL e according to ISO 13849-1, SILCL 3 according to IEC 62061
- Low housing width of just 12.5 mm
- Two-channel control
- 3 enabling current paths, 1 digital signal output
- Manually monitored and automatic activation in a single device



Key Commercial Data

Packing unit	1 pc
GTIN	 4 046356 912570
GTIN	4046356912570
Weight per Piece (excluding packing)	180.000 g
Custom tariff number	85371098
Country of origin	Germany

Technical data

Note

Utilization restriction	EMC: class A product, see manufacturer's declaration in the download area
-------------------------	---

Dimensions

Width	12.5 mm
-------	---------

Safety relays - PSR-MC40-3NO-1DO-24DC-SC - 2700569

Technical data

Dimensions

Height	112.2 mm
Depth	114.5 mm

Ambient conditions

Ambient temperature (operation)	-40 °C ... 55 °C (observe derating)
Ambient temperature (storage/transport)	-40 °C ... 85 °C
Max. permissible relative humidity (operation)	75 % (on average, 85% infrequently, non-condensing)
Max. permissible humidity (storage/transport)	75 % (on average, 85% infrequently, non-condensing)
Maximum altitude	≤ 2000 m (Above sea level)

Power supply

Rated control circuit supply voltage U_s	24 V DC -15 % / +10 %
	20.4 V DC ... 26.4 V DC
Rated control supply current I_s	typ. 80 mA
Power consumption at U_s	typ. 1.92 W
Inrush current	5 A ($\Delta t = 200 \mu s$ at U_s)
Filter time	1 ms (at A1 in the event of voltage dips at U_s)
Protective circuit	Surge protection Suppressor diode
	Protection against polarity reversal for rated control circuit supply voltage

Digital inputs

Input voltage range "0" signal	0 V DC ... 5 V DC (for safe Off; at S12 and S22)
Input current range "0" signal	0 mA ... 2 mA (for safe Off; at S12 and S22)
Inrush current	< 20 mA (with U_s/I_x to S12)
	< 200 mA (with U_s/I_x to S34)
	< 5 mA (with U_s/I_x to S22)
Current consumption	< 5 mA (with U_s/I_x to S12)
	< 5 mA (with U_s/I_x to S22)
	> -5 mA (with U_s/I_x to S34)
	< 10 mA (with U_s/I_x to S34)
Filter time	max. 1.5 ms (at S12, S22; test pulse width)
	min. 7.5 ms (at S12, S22; test pulse rate)
	Test pulse rate = 5 x Test pulse width
Voltage at input/start and feedback circuit	24 V DC -15 % / +10 %
Max. permissible overall conductor resistance	150 Ω

Relay outputs: enabling current path

Output name	Enabling current path
Output description	safety-related N/O contacts

Safety relays - PSR-MC40-3NO-1DO-24DC-SC - 2700569

Technical data

Relay outputs: enabling current path

Number of outputs	3 (undelayed)
Contact type	3 enabling current paths
Contact material	AgSnO ₂
Switching voltage	min. 12 V AC/DC
	max. 250 V AC/DC (Observe the load curve)
Limiting continuous current	6 A (observe derating)
Inrush current	min. 3 mA
	max. 6 A
Sq. Total current	48 A ² (observe derating)
Switching capacity	min. 60 mW
Switching frequency	0.5 Hz
Mechanical service life	10x 10 ⁶ cycles
Output fuse	6 A gL/gG (N/O contact)
	4 A gL/gG (for low-demand applications)

Alarm outputs

Output description	non-safety-related
Number of outputs	1 (digital, PNP)
Voltage	22 V DC (U _s - 2 V)
Current	max. 100 mA
Maximum inrush current	500 mA (Δt = 1 ms at U _s)
Short-circuit protection	no

Times

Typical pickup time at US	< 250 ms (when controlled via A1)
Typical response time at US	< 175 ms (automatic start)
	< 175 ms (manual, monitored start)
Typical release time at US	< 20 ms (when controlled via A1 or S12 and S22.)
Recovery time	< 500 ms

General

Relay type	Electromechanical relay with forcibly guided contacts in accordance with IEC/EN 61810-3 (EN 50205)
Nominal operating mode	100% operating factor
Net weight	177 g
Mounting position	vertical or horizontal
Mounting type	DIN rail mounting
Assembly instructions	See derating curve
Degree of protection	IP20

Safety relays - PSR-MC40-3NO-1DO-24DC-SC - 2700569

Technical data

General

Min. degree of protection of inst. location	IP54
Housing material	PBT
Housing color	yellow
Operating voltage display	1 x green LED
Status display	3 x green LED

Connection data

Connection method	Screw connection
pluggable	Yes
Conductor cross section solid min.	0.2 mm ²
Conductor cross section solid max.	2.5 mm ²
Conductor cross section flexible min.	0.2 mm ²
Conductor cross section flexible max.	2.5 mm ²
Conductor cross section AWG min.	24
Conductor cross section AWG max.	12
Stripping length	7 mm
Screw thread	M3

Safety-related characteristic data

Stop category	0
Designation	IEC 61508 - High demand
Safety Integrity Level (SIL)	3
Designation	IEC 61508 - Low demand
Safety Integrity Level (SIL)	3
Designation	EN ISO 13849
Performance level (PL)	e (4 A DC13; 5 A AC15; 8760 switching cycles/year)
Category	4
Designation	EN 62061
Safety Integrity Level Claim Limit (SIL CL)	3

Standards and Regulations

Designation	Air clearances and creepage distances between the power circuits
Standards/regulations	DIN EN 50178
Rated insulation voltage	250 V AC
	250 V AC
Rated surge voltage/insulation	Safe isolation, reinforced insulation 6 kV between input circuit and enabling current path (13/14) and enabling current path (23/24) and enabling current path (33/34) Basic insulation 4 kV between all current paths and housing
Degree of pollution	2

Safety relays - PSR-MC40-3NO-1DO-24DC-SC - 2700569

Technical data

Standards and Regulations

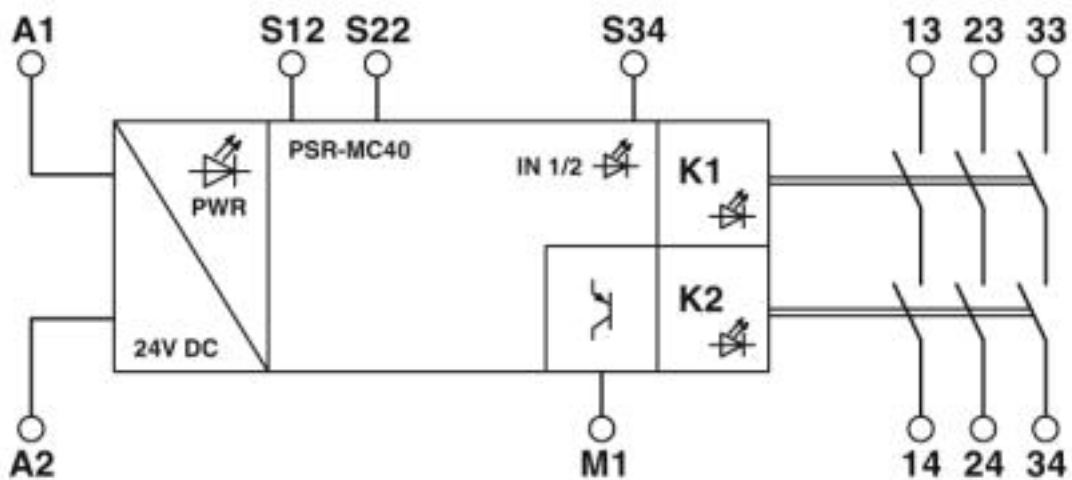
Overvoltage category	III
Shock	15g
Vibration (operation)	10 Hz ... 150 Hz, 2g
Conformance	CE-compliant

Environmental Product Compliance

REACH SVHC	Lead 7439-92-1
China RoHS	Environmentally Friendly Use Period = 50
	For details about hazardous substances go to tab "Downloads", Category "Manufacturer's declaration"

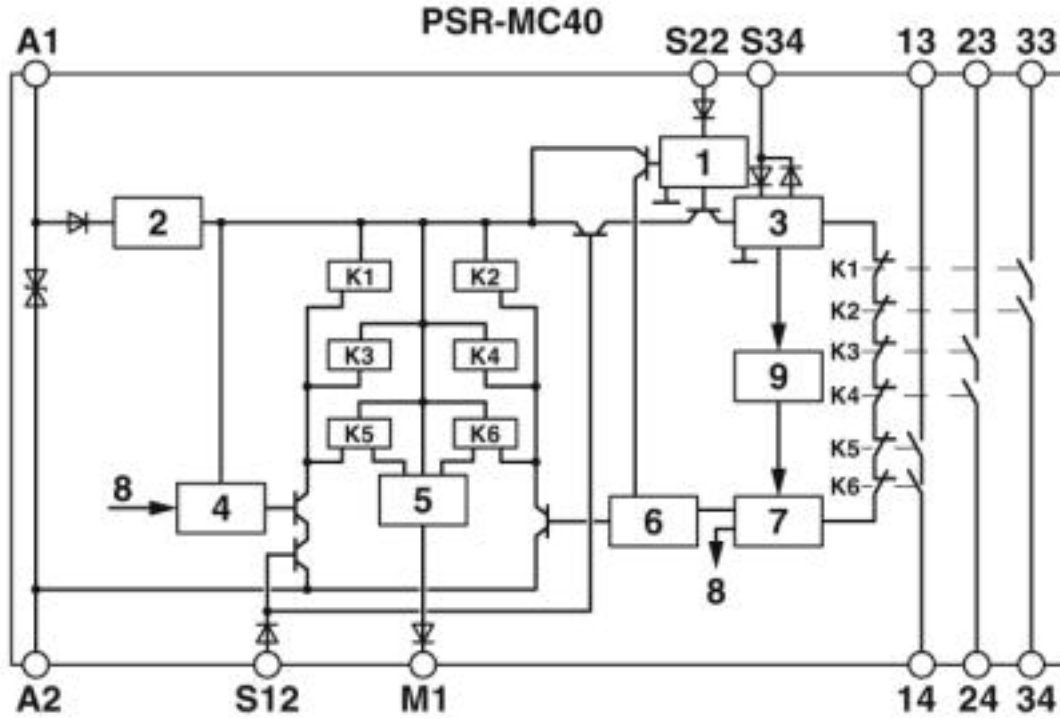
Drawings

Block diagram



Safety relays - PSR-MC40-3NO-1DO-24DC-SC - 2700569

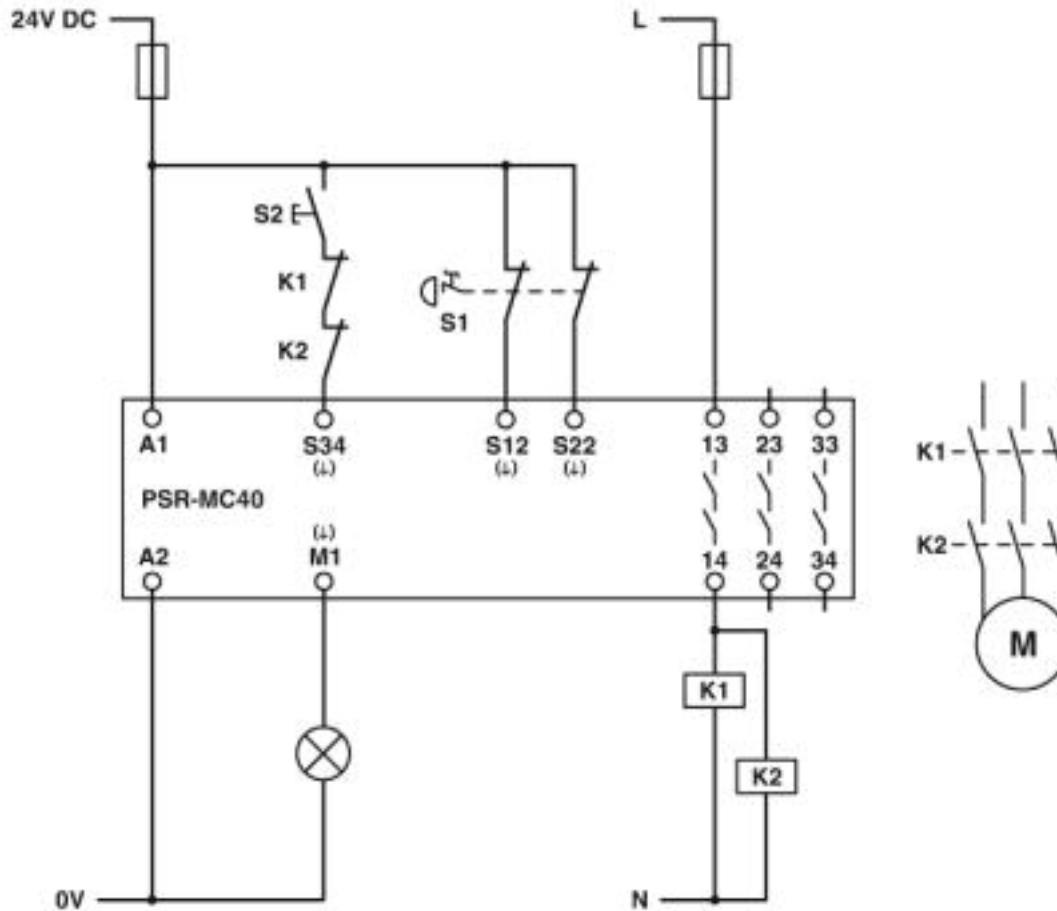
Block diagram



- Key:
- 1 = Input circuit
 - 2 = Voltage limitation
 - 3 = Start circuit
 - 4 = Control circuit channel 1
 - 5 = Control circuit signal output
 - 6 = Control circuit channel 2
 - 7 = Start channel 1 and 2
 - 8 = Channel 1
 - 9 = Diagnostics
 - K1, K2 ... K6 = Force-guided elementary relays

Safety relays - PSR-MC40-3NO-1DO-24DC-SC - 2700569

Circuit diagram



Classifications

eCl@ss

eCl@ss 4.0	40020600
eCl@ss 4.1	40020600
eCl@ss 5.0	27371900
eCl@ss 5.1	27371900
eCl@ss 6.0	27371800
eCl@ss 7.0	27371819
eCl@ss 8.0	27371819
eCl@ss 9.0	27371819

ETIM

ETIM 5.0	EC001449
----------	----------



Safety relays - PSR-MC40-3NO-1DO-24DC-SC - 2700569

Classifications

ETIM

ETIM 6.0	EC001449
ETIM 7.0	EC001449

UNSPSC

UNSPSC 13.2	39121501
-------------	----------

Approvals

Approvals

Approvals


UL Listed / cUL Listed / Functional Safety / EAC / cULus Listed


Ex Approvals

Approval details

UL Listed		http://database.ul.com/cgi-bin/XYV/template/LISEXT/1FRAME/index.htm	FILE E 140324
-----------	---	---	---------------

cUL Listed		http://database.ul.com/cgi-bin/XYV/template/LISEXT/1FRAME/index.htm	FILE E 140324
------------	---	---	---------------

Functional Safety			44-205-13755201
-------------------	---	--	-----------------

EAC			RU C-DE.A*30.B.01082
-----	---	--	----------------------

cULus Listed			
--------------	---	--	--

<https://www.phoenixcontact.com/us/products/2700569>



Phoenix Contact 2019 © - all rights reserved
<http://www.phoenixcontact.com>



SCATTERGOOD & JOHNSON LTD

ELECTRICAL ENGINEERING & FLUID CONTROL DISTRIBUTORS

Est.1899

At Scattergood & Johnson Ltd, we pride ourselves on being a technical distributor to specialist industries.

Working with a range of quality product suppliers across a number of specialist markets, we are not your average 'box shifter' - we are your technical and supply chain partner.

We fully support every product we sell - for free! Our internal team and external sales engineers can answer any product or application question, no matter the complexity.

Backing up this technical ability is a range of 50,000+ products available from stock for nationwide next day delivery (same day if required!), or you can collect what you need from any of our trade counters around the UK.

Select your specialist interest below to learn more about how we can help.



Online, In Branch and On the Road - Scattergood & Johnson Ltd, there when you need us.

www.scatts.co.uk