

Safety device - PSR-MM25-1NO-2DO-24DC-SC - 2702355

Please be informed that the data shown in this PDF Document is generated from our Online Catalog. Please find the complete data in the user's documentation. Our General Terms of Use for Downloads are valid (<http://phoenixcontact.com/download>)




Safety relay module for sensorless standstill monitoring for 3- and 1-phase motors to SILCL 3, cat. 3, PL e, two-channel evaluation of the residual voltage of AC, three-phase, and DC motors, plug-in screw terminal block, width: 12.5 mm

Your advantages

- Monitoring of 1 and 3-phase AC or DC motors
- No additional sensors required
- Adjustable delay time from 0.5 s ... 20 s
- Adjustable switching threshold from 50 mV... 500 mV
- 1 enabling current path, 2 digital signal outputs
- Low housing width of just 12.5 mm
- Up to Cat.3/PL e according to ISO 13849-1, SILCL 3 according to IEC 62061



Key Commercial Data

Packing unit	1 pc
GTIN	 4 055626 133201
GTIN	4055626133201
Weight per Piece (excluding packing)	160.000 g
Custom tariff number	85371098
Country of origin	Germany

Technical data

Note

Utilization restriction	EMC: class A product, see manufacturer's declaration in the download area
-------------------------	---

Safety device - PSR-MM25-1NO-2DO-24DC-SC - 2702355

Technical data

Dimensions

Width	12.5 mm
Height	112.2 mm
Depth	114.5 mm

Ambient conditions

Ambient temperature (operation)	-20 °C ... 55 °C (observe derating)
Ambient temperature (storage/transport)	-40 °C ... 85 °C
Max. permissible relative humidity (operation)	75 % (on average, 85% infrequently, non-condensing)
Max. permissible humidity (storage/transport)	75 % (on average, 85% infrequently, non-condensing)
Maximum altitude	max. 2000 m (Above sea level)

Power supply

Rated control circuit supply voltage U_s	24 V DC -15 % / +10 %
Rated control supply current I_s	typ. 50 mA
Power consumption at U_s	typ. 1.2 W
Inrush current	5.6 A ($\Delta t = 400 \mu s$ at U_s)
Filter time	1 ms (at A1 in the event of voltage dips at U_s)
Protective circuit	Surge protection Suppressor diode
	Protection against polarity reversal for rated control circuit supply voltage

Measuring inputs

Current consumption	max. 0.35 mA (at L1/L2/L3)
Voltage input signal	max. 690 V AC/DC (at L1/L2/L3)
Limit frequency	max. 3 kHz (At voltages $> 2 V_{RMS}$)

Relay outputs: enabling current path

Output name	Enabling current path
Output description	safety-related N/O contacts
Number of outputs	1 (undelayed)
Contact type	1 enabling current path
Contact material	AgSnO ₂
Switching voltage	min. 24 V AC/DC
	max. 250 V AC/DC (Observe the load curve)
Limiting continuous current	5 A (observe derating)
Inrush current	min. 3 mA
	max. 5 A
Sq. Total current	25 A ² (observe derating)
Switching capacity	min. 72 mW
Switching frequency	max. 0.5 Hz

Safety device - PSR-MM25-1NO-2DO-24DC-SC - 2702355

Technical data

Relay outputs: enabling current path

Mechanical service life	10x 10 ⁶ cycles
Output fuse	5 A gL/gG

Alarm outputs

Number of outputs	2 (digital, PNP)
Voltage	23 V DC (U _S - 1 V)
Current	max. 100 mA
Maximum inrush current	500 mA
Short-circuit protection	Yes

Times

Typical pickup time at US	< 1 s
Response time	typ. 20 ms (at 50 Hz input frequency)
Delay time range	0.5 s ... 20 s ±1 % (K1, K2 can be parameterized)

General

Nominal operating mode	100% operating factor
Net weight	150.1 g
Mounting position	vertical or horizontal
Mounting type	DIN rail mounting
Assembly instructions	See derating curve
Degree of protection	IP20
Min. degree of protection of inst. location	IP54
Housing material	PBT
Housing color	yellow
Status display	4 x LED Bi-Colour

Connection data

Connection method	Screw connection
pluggable	Yes
Conductor cross section solid min.	0.2 mm ²
Conductor cross section solid max.	2.5 mm ²
Conductor cross section flexible min.	0.2 mm ²
Conductor cross section flexible max.	2.5 mm ²
Conductor cross section AWG min.	24
Conductor cross section AWG max.	12
Stripping length	7 mm
Screw thread	M3

Safety-related characteristic data

Safety device - PSR-MM25-1NO-2DO-24DC-SC - 2702355

Technical data

Safety-related characteristic data

Stop category	0
Designation	IEC 61508 - High demand
Safety Integrity Level (SIL)	3 (4 A DC13; 5 A AC15; 17520 switching cycles/year)
Designation	EN ISO 13849
Performance level (PL)	e (4 A DC13; 5 A AC15; 17520 switching cycles/year)
Category	3
Designation	EN 62061
Safety Integrity Level Claim Limit (SIL CL)	3 (4 A DC13; 5 A AC15; 17520 switching cycles/year)

Standards and Regulations

Designation	Air clearances and creepage distances between the power circuits
Standards/regulations	DIN EN 50178
Rated insulation voltage	250 V AC
	250 V AC
	400 V AC with isolation paths between (L1/L2/L3) and the remaining current paths
	690 V AC (with isolation paths within L1/L2/L3)
Rated surge voltage/insulation	Basic insulation 4 kV: between all current paths and housing Basic insulation 8 kV: between L1 and L2 between L1 and L3 between L2 and L3
	Safe isolation, reinforced insulation 6 kV: between A1/A2 and 13/14 between MO/FO and 13/14 Safe isolation, reinforced insulation 8 kV: between L1/L2/L3 and A1/A2 between L1/L2/L3 and MO/FO between L1/L2/L3 and 13/14
Degree of pollution	2
Overvoltage category	III
Shock	15g
Vibration (operation)	10 Hz ... 150 Hz, 2g
Conformance	CE-compliant

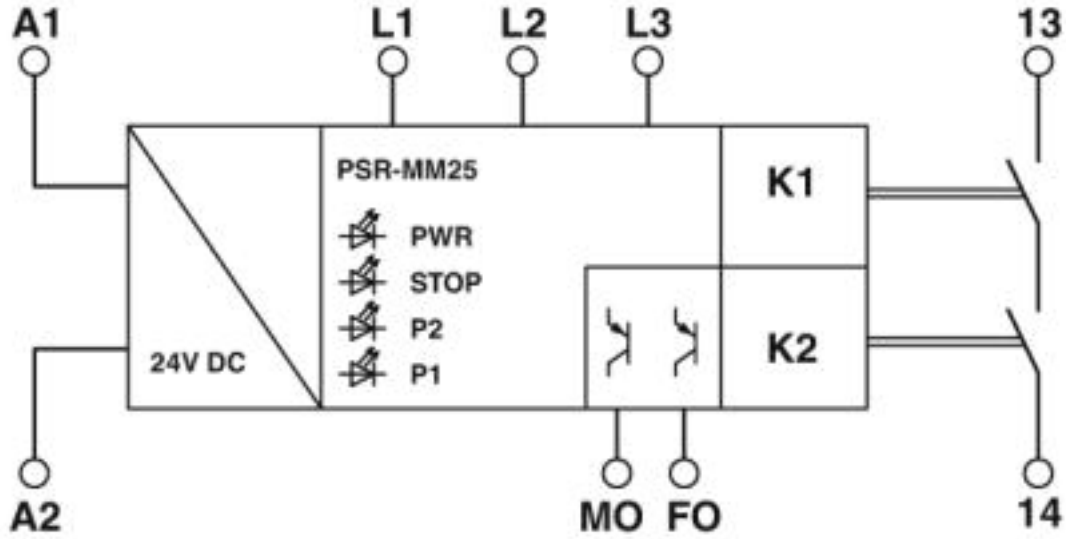
Environmental Product Compliance

REACH SVHC	Lead 7439-92-1
China RoHS	Environmentally Friendly Use Period = 50
	For details about hazardous substances go to tab "Downloads", Category "Manufacturer's declaration"

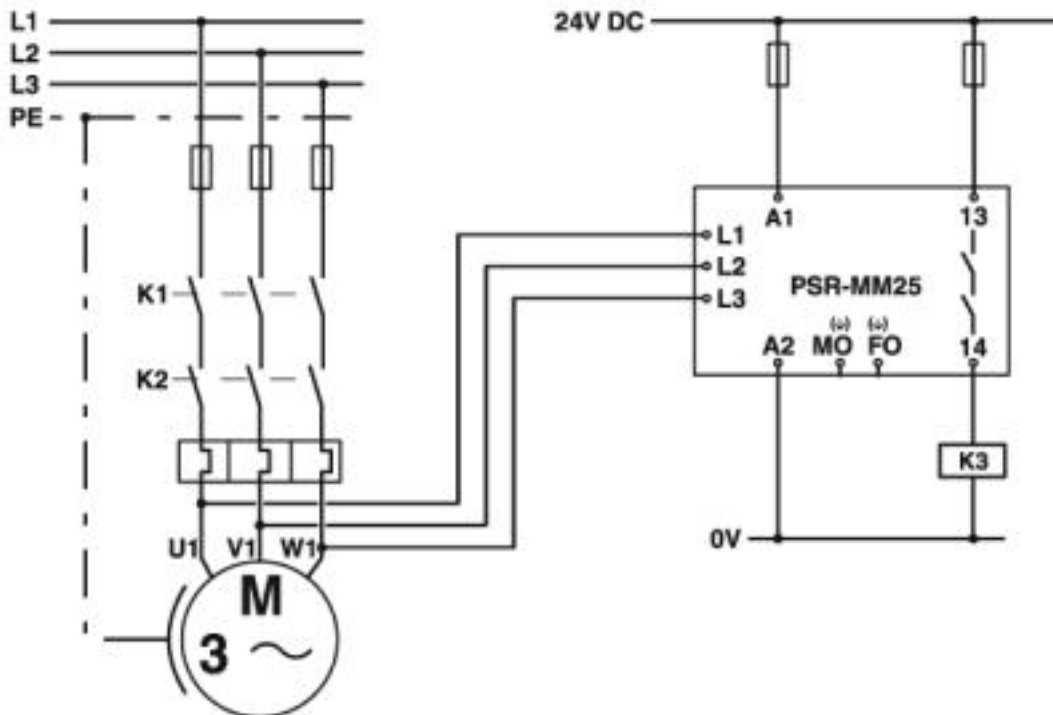
Drawings

Safety device - PSR-MM25-1NO-2DO-24DC-SC - 2702355

Block diagram



Circuit diagram



<https://www.phoenixcontact.com/us/products/2702355>



Safety device - PSR-MM25-1NO-2DO-24DC-SC - 2702355

Classifications

eCl@ss

eCl@ss 4.0	40020600
eCl@ss 4.1	40020600
eCl@ss 5.0	27371900
eCl@ss 5.1	27371900
eCl@ss 6.0	27371800
eCl@ss 7.0	27371811
eCl@ss 8.0	27371811
eCl@ss 9.0	27371811

ETIM

ETIM 3.0	EC001449
ETIM 4.0	EC001449
ETIM 5.0	EC001448
ETIM 6.0	EC001448
ETIM 7.0	EC001448

UNSPSC

UNSPSC 6.01	30211901
UNSPSC 7.0901	39121501
UNSPSC 11	39121501
UNSPSC 12.01	39121501
UNSPSC 13.2	39122331

Approvals

Approvals

Approvals

Functional Safety / UL Listed / cUL Listed / Functional Safety / cULus Listed

Ex Approvals

Approval details

Functional Safety		968/FSP 1226.00/16
-------------------	--	--------------------





12/03/2019 Page 6 / 7

<https://www.phoenixcontact.com/us/products/2702355>



Safety device - PSR-MM25-1NO-2DO-24DC-SC - 2702355

Approvals

UL Listed		http://database.ul.com/cgi-bin/XYV/template/LISEXT/1FRAME/index.htm	FILE E 140324
cUL Listed		http://database.ul.com/cgi-bin/XYV/template/LISEXT/1FRAME/index.htm	FILE E 140324
Functional Safety			01/205/5492.00/16
cULus Listed			

Phoenix Contact 2019 © - all rights reserved
<http://www.phoenixcontact.com>



SCATTERGOOD & JOHNSON LTD

ELECTRICAL ENGINEERING & FLUID CONTROL DISTRIBUTORS

Est.1899

At Scattergood & Johnson Ltd, we pride ourselves on being a technical distributor to specialist industries.

Working with a range of quality product suppliers across a number of specialist markets, we are not your average 'box shifter' - we are your technical and supply chain partner.

We fully support every product we sell - for free! Our internal team and external sales engineers can answer any product or application question, no matter the complexity.

Backing up this technical ability is a range of 50,000+ products available from stock for nationwide next day delivery (same day if required!), or you can collect what you need from any of our trade counters around the UK.

Select your specialist interest below to learn more about how we can help.



Online, In Branch and On the Road - Scattergood & Johnson Ltd, there when you need us.

www.scatts.co.uk