

EMD-BL-V-230(-PT)

Electronic monitoring relay for undervoltage monitoring of direct and alternating voltages in single-phase networks



Data sheet
105671_en_01

© PHOENIX CONTACT - 2016-03-22

1 Description

Safety and system availability requirements are constantly on the increase – across all industries. Processes are becoming more and more complex, not only in machine building and the chemical industry but also in building technology. The demands placed on energy technology are also constantly on the rise.

It is only by continuously monitoring key network and system parameters that error-free and therefore cost-effective operation can be achieved. Electronic monitoring relays from the EMD series are available for a wide range of monitoring tasks so that the consequences of errors can be avoided or kept within limits.

The operating states are signaled via color LEDs and any errors that occur can be sent to a controller via a floating contact or can shut down a section of the system. All device versions are equipped with response delays so that measured values outside the set monitoring range can be briefly tolerated.

Features

- Undervoltage monitoring
- Adjustable threshold values
- Adjustable hysteresis
- Adjustable response delay
- Window function
- Supply voltage from the measuring circuit
- One PDT



WARNING: Risk of electric shock

Never carry out work when voltage is present.



Make sure you always use the latest documentation.

It can be downloaded from the product at phoenixcontact.net/products.

2 Ordering data

Description	Type	Order No.	Pcs./Pkt.
Electronic monitoring relay for undervoltage monitoring of direct and alternating voltages in single-phase networks	EMD-BL-V-230-PT	2903524	1
Electronic monitoring relay for undervoltage monitoring of direct and alternating voltages in single-phase networks	EMD-BL-V-230	2903523	1

3 Technical data

Input data	
Input name	Measuring input
Measured value	DC, AC sine (48 Hz ... 63 Hz)
Input voltage range	0 V DC ... 24 V DC (connection terminal blocks: U1 and GND) 0 V AC ... 24 V AC (connection terminal blocks: U2 and GND) 0 V AC ... 230 V AC (connection terminal blocks: U3 and GND)
Min. setting range	75 % ... 115 % (From U_N)
Max. setting range	80 % ... 120 % (From U_N)
Maximum temperature coefficient	≤ 0.05 %
Setting range for response delay	0.1 s ... 10 s
Function	Undervoltage, window
Basic accuracy	≤ 5 % (of scale end value)
Setting accuracy	± 5 % (of scale end value)
Repeat accuracy	≤ 2 %
Recovery time	> 500 ms
Output data	
Contact type	1 floating PDT
Maximum switching voltage	250 V AC (in acc. with IEC 60664-1)
Interrupting rating (ohmic load) max.	1250 VA (5 A/250 V AC)
Output fuse	5 A (fast-blow)
Supply	
Supply voltage	-25 % ... +20 % (= measuring voltage)
Frequency range	48 Hz ... 63 Hz
Nominal power consumption	10 VA (At 230 V AC (0.6 W))
General data	
Mains type	1-phase
Operating voltage display	Green LED
Status display	Yellow LED
Indication	Red LED
Mechanical service life	15×10^6 cycles
Service life, electrical	1×10^5 cycles
Switching frequency	≤ 6 (per minute at 1250 VA ohmic load)
Operating mode	100% operating factor
Degree of protection	IP40 (housing) / IP20 (connection terminal blocks)
Degree of pollution	2 (DIN EN 60947-5-1)
Overvoltage category	III, 300 V basic insulation (DIN EN 60947-5-1)
Rated insulation voltage	300 V (Supply circuit/measuring circuit (DIN EN 60947-5-1))
Mounting	on standard DIN rail NS 35 in accordance with EN 60715

General data [...]

Mounting position	any
Width	17.5 mm
Height	88 mm
Depth	65.5 mm
Type of housing	Polyamide PA66, self-extinguishing
Color	gray

Connection data**Push-in connection****Screw connection**

Conductor cross section, solid	0.14 mm ² ... 2.5 mm ²	0.5 mm ² ... 2.5 mm ²
Conductor cross section, flexible	0.14 mm ² ... 2.5 mm ²	0.5 mm ² ... 2.5 mm ²
AWG	26 ... 14	20 ... 14
Stripping length	8 mm	8 mm
Tightening torque		1 Nm

Ambient conditions

Ambient temperature (operation)	-25 °C ... 55 °C
Ambient temperature (storage/transport)	-25 °C ... 70 °C
Permissible humidity (operation)	15 % ... 85 %
Climatic class	3K3 (in acc. with EN 60721)

Conformance / approvals

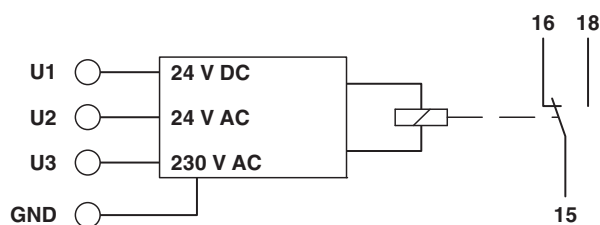
Conformance	CE-compliant
UL, USA / Canada	 ENEC
UL, USA / Canada	UL/C-UL listed UL 508

Conformance with EMC Directive 2004/108/EC

Noise immunity according to	EN 61000-6-2
Noise emission according to	EN 61000-6-3

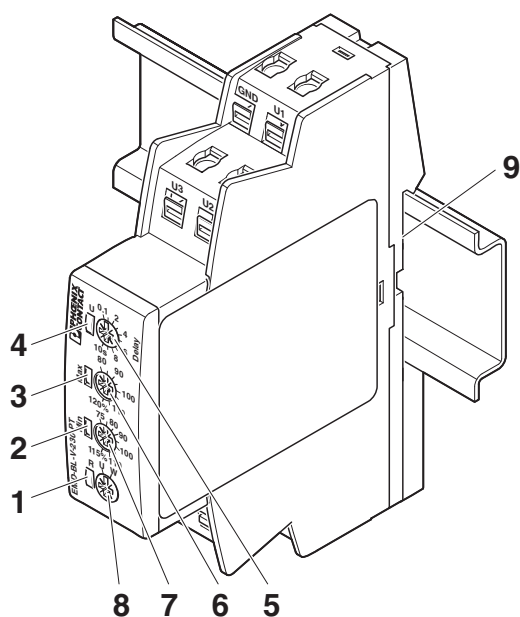
Conformance with LV directive 2006/95/EC

Low voltage switchgear according to	EN 60947-5-1
-------------------------------------	--------------

4 Block diagram**5 Safety notes****WARNING: Risk of electric shock**

Never carry out work when voltage is present.

6 Structure



- 1 LED: output relay R
- 2 LED: minimum threshold value (Min)
- 3 LED: maximum threshold value (Max)
- 4 LED: supply U
- 5 "DELAY" potentiometer: Response delay
- 6 "MAX" potentiometer: Upper threshold value
- 7 "MIN" potentiometer: Lower threshold value
- 8 Rotary switch for function selection
- 9 Snap-on foot for DIN rail mounting

7 Installation



WARNING: Risk of electric shock

Never carry out work when voltage is present.

The module can be snapped onto all 35 mm DIN rails according to EN 60715.

8 Diagnostics

The LEDs indicate the following error states:

"U" LED (Green)

- LED ON: Supply voltage present

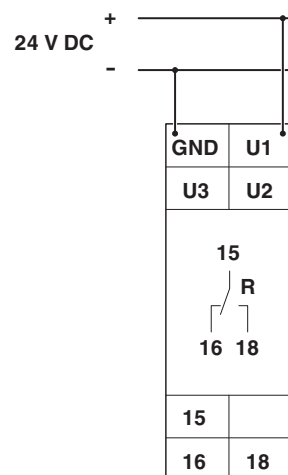
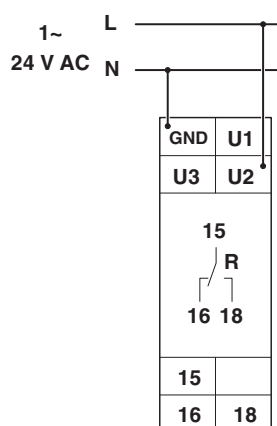
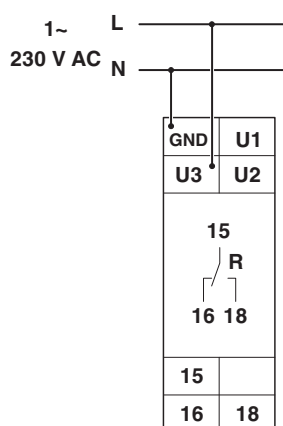
"MIN" and "MAX" LEDs (Red)

- LED flashing: indicates response delay for the corresponding threshold
- LED ON: indicates error for the corresponding threshold

"R" LED (yellow)

- LED ON: Output relay has picked up
- LED OFF: Output relay has dropped out

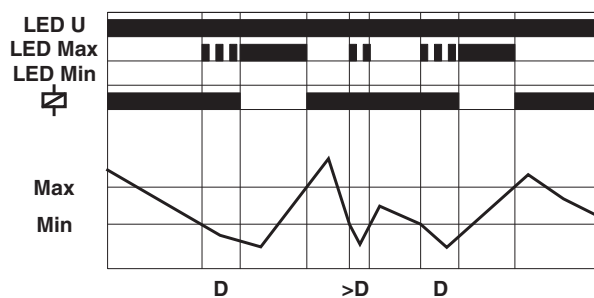
9 Connection examples



10 Function

The "FUNCTION" rotary switch is used to set the desired function:

- U = Undercurrent monitoring (UNDER)
- W = Monitoring of the area between thresholds MIN and MAX (window function) (WIN)

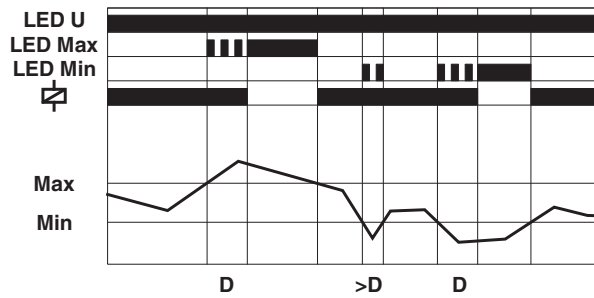


Undervoltage Monitoring (UNDER)

When supply voltage U is applied, output relay "R" picks up (yellow "R" LED is ON).

If the measured voltage falls below the value set at the "MIN" controller, the set response delay ($D = \text{DELAY}$) starts (red "MIN" LED flashes). After the delay time has elapsed (red "MIN" LED is ON), output relay "R" drops out (yellow "R" LED is OFF). If the measured voltage exceeds the value set at the "MAX" controller, output relay "R" picks up again (yellow "R" LED is ON).

The "MIN" and "MAX" LEDs flash alternately if the minimum value selected for the measured voltage is greater than the maximum value.



Window Function (WIN)

Output relay "R" picks up (yellow "R" LED is ON) if the measured voltage exceeds the value set at the "MIN" controller. If the measured voltage exceeds the value set at the "MAX" controller, the set response delay ($D = \text{DELAY}$) starts (red "MAX" LED flashes). After the delay time has elapsed (red "MAX" LED is ON), output relay "R" drops out (yellow "R" LED is OFF).

Output relay "R" picks up again (yellow "R" LED is ON) if the measured voltage falls below the maximum value again (red "MAX" LED is OFF). If the measured voltage falls below the value set at the "MIN" controller, the set response delay ($D = \text{DELAY}$) starts (red "MIN" LED flashes). After the delay time has elapsed (red "MIN" LED is ON), output relay "R" drops out (yellow "R" LED is OFF).



SCATTERGOOD & JOHNSON LTD

ELECTRICAL ENGINEERING & FLUID CONTROL DISTRIBUTORS

Est.1899

At Scattergood & Johnson Ltd, we pride ourselves on being a technical distributor to specialist industries.

Working with a range of quality product suppliers across a number of specialist markets, we are not your average 'box shifter' - we are your technical and supply chain partner.

We fully support every product we sell - for free! Our internal team and external sales engineers can answer any product or application question, no matter the complexity.

Backing up this technical ability is a range of 50,000+ products available from stock for nationwide next day delivery (same day if required!), or you can collect what you need from any of our trade counters around the UK.

Select your specialist interest below to learn more about how we can help.



Online, In Branch and On the Road - Scattergood & Johnson Ltd, there when you need us.

www.scatts.co.uk