

## Upper part of housing - ME 22,5 OT-MSTBO GN - 2907169

Please be informed that the data shown in this PDF Document is generated from our Online Catalog. Please find the complete data in the user's documentation. Our General Terms of Use for Downloads are valid (<http://phoenixcontact.com/download>)




DIN rail housing, Upper housing part for connectors with header, width: 22.6 mm, height: 99 mm, Depth: 45.85 mm, color: green (6021)

### Your advantages

- Item is from the ME product range
- Tool-free mounting
- Available in overall widths from 12.5 mm to 90 mm, modular extension is possible
- Inflammability class V0 according to UL 94
- Variety of connection technologies
- Can be mounted on the DIN rail
- Optional bus connector that is either integrated or mounted on the DIN rail



### Key Commercial Data

Packing unit	1 pc
Minimum order quantity	10 pc
GTIN	 4 017918 126650
GTIN	4017918126650
Weight per Piece (excluding packing)	14.530 g
Custom tariff number	85472000
Country of origin	Germany

### Technical data

#### Item properties

Brief article description	Upper part of housing
Type	ME 22,5 OT-MSTBO GN

## Upper part of housing - ME 22,5 OT-MSTBO GN - 2907169

### Technical data

#### Item properties

Order No.	2907169
Housing type	DIN rail housing
Type	Upper housing part for connectors with header
Max. IP code to attain	IP20
Mounting type	Latching with lower housing part

#### Dimensions

Width [ w ]	22.6 mm
Height [ h ]	99 mm
Depth [ d ]	45.85 mm
Depth from base support surface [d]	38.5 mm

#### Material data

Flammability rating according to UL 94	V0
Housing material	Polyamide

#### Ambient conditions

Ambient temperature (storage/transport)	-40 °C ... 55 °C
Ambient temperature (assembly)	-5 °C ... 100 °C
Ambient temperature (operation)	-40 °C ... 105 °C (depending on power dissipation)
Relative humidity (storage/transport)	80 %

#### PCB data

Number of PCB holders	1
PCB thickness	1.4 mm ... 1.8 mm
Mounting position	Vertical (horizontal DIN rail)
Type of PCB mount	Latching

#### Mechanical strength/tumbling barrel

Specification	IEC 60998-1:2002-12
Height of fall	50 cm
Number of drop cycles	10

#### Vibration test

Specification	IEC 60068-2-6:2007-12
Frequency	10 - 150 - 10 Hz
Sweep speed	1 octave/min
Amplitude	0.15 mm (10 - 58.1 Hz)
Acceleration	2g (58.1 - 150 Hz)
Test duration per axis	2.5 h
Test directions	X-, Y- and Z-axis

## Upper part of housing - ME 22,5 OT-MSTBO GN - 2907169

### Technical data

#### Shock

Specification	IEC 60068-2-27:2008-02
Pulse shape	Half-sine
Acceleration	15g
Shock duration	11 ms
Number of shocks per direction	3
Test directions	X-, Y- and Z-axis (pos. and neg.)

#### Thermostability (Ball Thrust Test)

Specification	IEC 60695-10-2:2014-02
Temperature	125 °C
Test duration	1 h
Force	20 N

#### Test for assessing the risk of fire (glow wire)

Specification	DIN EN 60695-2-11 (VDE 0471-2-11):2014-11
Temperature	850 °C
Time of exposure	30 s

#### Degrees of protection provided by housings (IP code)

Specification	IEC 60529:1989-11 + AMD 1:1999-11 + AMD 2:2013-08
Result, degree of protection, IP code	IP20

#### General information

Type of note	Assembly instruction:
Note	Refer to the data sheet for the range in the download area.
Type of note	Recommendation
Note	Material of contact pads for bus connector, galvanic gold (hard gold)

#### Packaging information

Type of packaging	packed in cardboard
Pieces per package	10
Denomination packing units	Pcs.
Outer packaging type	Carton

#### Standards and regulations

Flammability rating according to UL 94	V0
--	----

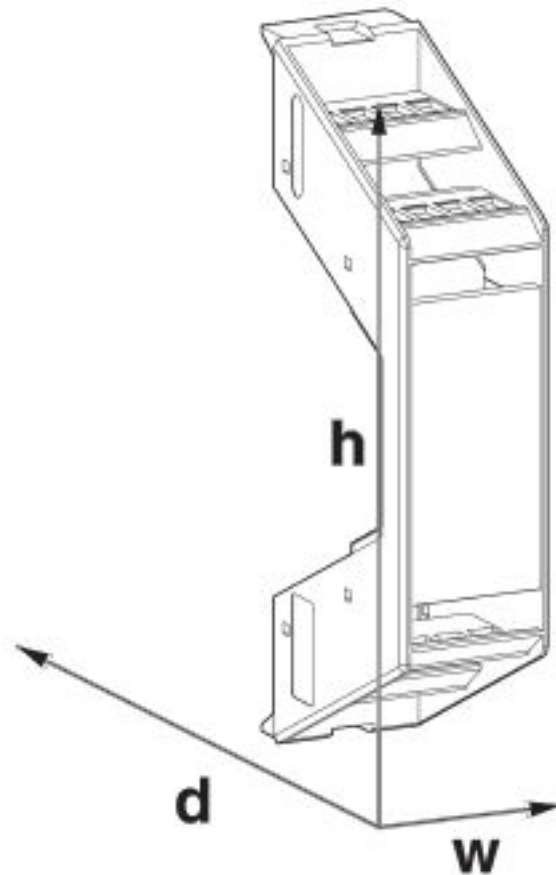
#### Environmental Product Compliance

China RoHS	Environmentally friendly use period: unlimited = EFUP-e
	No hazardous substances above threshold values

# Upper part of housing - ME 22,5 OT-MSTBO GN - 2907169

## Drawings

Dimensional drawing



## Classifications

eCl@ss

eCl@ss 4.0	27180400
eCl@ss 4.1	27180400
eCl@ss 5.0	27180500
eCl@ss 5.1	27180500
eCl@ss 6.0	27180800

<https://www.phoenixcontact.com/us/products/2907169>



## Upper part of housing - ME 22,5 OT-MSTBO GN - 2907169

### Classifications

#### eCl@ss

eCl@ss 7.0	27182702
eCl@ss 8.0	27182702
eCl@ss 9.0	27182702

#### ETIM

ETIM 2.0	EC001031
ETIM 3.0	EC001031
ETIM 4.0	EC001031
ETIM 5.0	EC001031
ETIM 6.0	EC001031
ETIM 7.0	EC001031

#### UNSPSC

UNSPSC 6.01	31261501
UNSPSC 7.0901	31261501
UNSPSC 11	31261501
UNSPSC 12.01	31261501
UNSPSC 13.2	31261501

### Approvals


#### Approvals


Approvals

UL Recognized / EAC

Ex Approvals

#### Approval details

UL Recognized		<a href="http://database.ul.com/cgi-bin/XYV/template/LISEXT/1FRAME/index.htm">http://database.ul.com/cgi-bin/XYV/template/LISEXT/1FRAME/index.htm</a>	FILE E 240868
---------------	---	---	---------------

EAC		B.01742
-----	---	---------

<https://www.phoenixcontact.com/us/products/2907169>



---

Phoenix Contact 2019 © - all rights reserved  
<http://www.phoenixcontact.com>



# SCATTERGOOD & JOHNSON LTD

ELECTRICAL ENGINEERING & FLUID CONTROL DISTRIBUTORS

Est.1899

At Scattergood & Johnson Ltd, we pride ourselves on being a technical distributor to specialist industries.

Working with a range of quality product suppliers across a number of specialist markets, we are not your average 'box shifter' - we are your technical and supply chain partner.

We fully support every product we sell - for free! Our internal team and external sales engineers can answer any product or application question, no matter the complexity.

Backing up this technical ability is a range of 50,000+ products available from stock for nationwide next day delivery (same day if required!), or you can collect what you need from any of our trade counters around the UK.

Select your specialist interest below to learn more about how we can help.



Online, In Branch and On the Road - Scattergood & Johnson Ltd, there when you need us.

# [www.scatts.co.uk](http://www.scatts.co.uk)