

Coupling relay - PSR-SCP- 24DC/FSP/1X1/1X2 - 2981978

Please be informed that the data shown in this PDF Document is generated from our Online Catalog. Please find the complete data in the user's documentation. Our General Terms of Use for Downloads are valid (<http://phoenixcontact.com/download>)




Coupling relay for SIL 3 high/low demand applications, couples digital output signals to the periphery, 1 enabling current path, 1 signal contact, module for safe state off applications, test pulse filter, fuse, plug-in screw connection, 17.5 mm width

Your advantages

- ✓ Narrow 17.5 mm housing
- ✓ Up to SIL 3 according to IEC 61508
- ✓ Forcibly guided contacts according to EN 50205
- ✓ Easy proof test according to IEC 61508 thanks to integrated signal contact
- ✓ Long service life thanks to filtering of controller test pulses
- ✓ With built-in, replaceable fuse in the enabling current path
- ✓ One enabling current path
- ✓ Couples digital output signals from failsafe controllers to I/O devices (valves, etc.) for electrical isolation and power adaptation



Key Commercial Data

Packing unit	1 pc
GTIN	 4 046356 448352
GTIN	4046356448352
Weight per Piece (excluding packing)	185.000 g
Custom tariff number	85364900
Country of origin	Germany

Technical data

Note

Utilization restriction	EMC: class A product, see manufacturer's declaration in the download area
-------------------------	---

Dimensions

Width	17.5 mm
-------	---------

Coupling relay - PSR-SCP- 24DC/FSP/1X1/1X2 - 2981978

Technical data

Dimensions

Height	99 mm
Depth	114.5 mm

Ambient conditions

Ambient temperature (operation)	-20 °C ... 55 °C (observe derating)
Ambient temperature (storage/transport)	-40 °C ... 70 °C
Max. permissible relative humidity (operation)	75 % (on average, 85% infrequently, non-condensing)
Max. permissible humidity (storage/transport)	75 % (on average, 85% infrequently, non-condensing)
Maximum altitude	≤ 2000 m (Above sea level)

Input data

Rated control circuit supply voltage U_s	24 V DC -15 % / +10 %
Rated control supply current I_s	typ. 55 mA
Power consumption at U_s	typ. 1.32 W
Inrush current	max. 100 mA
Typ. starting time with U_s	50 ms
Typical release time	50 ms
Recovery time	1 s
Operating voltage display	1 x yellow LED
Protective circuit	Surge protection Suppressor diode, 33 V (A1 - A2)
Maximum switching frequency	0.5 Hz
Filter time	max. 5 ms (at A1 in the event of voltage dips at U_s)
	max. 2 ms (Test pulse width; high test pulse at A1/A2)
	≥ 100 ms (Test pulse width; high test pulse at A1/A2)
	Test pulse rate = 80 x Test pulse width
	max. 5 ms (Test pulse width; low test pulse at A1/A2)
	≥ 50 ms (Test pulse rate; low test pulse at A1/A2)
	Test pulse rate = 15 x Test pulse width

Output data

Contact type	1 enabling current path
	1 confirmation current path
Contact material	AgCuNi, + 0.2 μm Au
Maximum switching voltage	250 V AC/DC (N/O contact / N/C contact, observe the load curve)
Minimum switching voltage	15 V AC/DC (N/O contact / N/C contact)
Limiting continuous current	5 A (N/O contact, pay attention to the derating)
	100 mA (N/C contact)
Maximum inrush current	5 A (N/O contact)
	100 mA (N/C contact)
Inrush current, minimum	5 mA (N/O contact / N/C contact)
Sq. Total current	25 A ² (observe derating)
Interrupting rating (ohmic load) max.	120 W (24 V DC, τ = 0 ms, N/C contact: 2.4 W)

Coupling relay - PSR-SCP- 24DC/FSP/1X1/1X2 - 2981978

Technical data

Output data

	192 W (48 V DC, $\tau = 0$ ms, N/C contact: 4.8 W)
	162 W (60 V DC, $\tau = 0$ ms, N/C contact: 6 W)
	66 W (110 V DC, $\tau = 0$ ms, N/C contact: 11 W)
	60 W (220 V DC, $\tau = 0$ ms, N/C contact: 22 W)
	1250 VA (250 V AC, $\tau = 0$ ms, N/C contact: 25 VA)
Maximum interrupting rating (inductive load)	72 W (24 V DC, $\tau = 40$ ms, N/C contact: 2.4 W)
	43 W (48 V DC, $\tau = 40$ ms, N/C contact: 4.8 W)
	41 W (60 V DC, $\tau = 40$ ms, N/C contact: 6 W)
	35 W (110 V DC, $\tau = 40$ ms, N/C contact: 11 W)
	48 W (220 V DC, $\tau = 40$ ms, N/C contact: 22 W)
Switching capacity	min. 75 mW
Mechanical service life	10x 10 ⁶ cycles
Output fuse	5 A T fuse (N/O contact)
	150 mA Fast-blow (N/C contact)

General

Relay type	Electromechanical relay with forcibly guided contacts in accordance with EN 50205
Nominal operating mode	100% operating factor
Net weight	185 g
Mounting position	any
Mounting type	DIN rail mounting
Degree of protection	IP20
	IP54
Min. degree of protection of inst. location	IP54
Housing material	PBT
Housing color	yellow

Connection data

Connection method	Screw connection
pluggable	Yes
Conductor cross section solid min.	0.2 mm ²
Conductor cross section solid max.	2.5 mm ²
Conductor cross section flexible min.	0.2 mm ²
Conductor cross section flexible max.	2.5 mm ²
Conductor cross section AWG min.	24
Conductor cross section AWG max.	12
Stripping length	7 mm
Screw thread	M3

Safety-related characteristic data

Stop category	0
---------------	---

Coupling relay - PSR-SCP- 24DC/FSP/1X1/1X2 - 2981978

Technical data

Safety-related characteristic data

Designation	IEC 61508 - High demand
Safety Integrity Level (SIL)	3 (max. 10% of the entire SIL; diagnostic coverage (DC) of the control unit at A1/A2 must be $\geq 90\%$)
Designation	IEC 61508 - Low demand
Safety Integrity Level (SIL)	3 (max. 10% of the entire SIL; diagnostic coverage (DC) of the control unit at A1/A2 must be $\geq 90\%$)
Designation	EN ISO 13849
Performance level (PL)	e (Diagnostic coverage (DC) of the control unit at A1/A2 must be $\geq 99\%$)
Category	4 (Diagnostic coverage (DC) of the control unit at A1/A2 must be $\geq 99\%$)
Designation	EN 62061
Safety Integrity Level Claim Limit (SIL CL)	3 (max. 10% of the entire SIL; diagnostic coverage (DC) of the control unit at A1/A2 must be $\geq 90\%$)
Designation	EN 50156
Safety Integrity Level (SIL)	3

Standards and Regulations

Designation	Air clearances and creepage distances between the power circuits
Standards/regulations	DIN EN 50178/VDE 0160
Rated insulation voltage	250 V AC
Rated surge voltage/insulation	Safe isolation, reinforced insulation 6 kV between the control circuits (A1/A2), (21/22), (13/14)
Degree of pollution	2
Overvoltage category	III
Shock	15g
Vibration (operation)	10 Hz ... 150 Hz, 2g
Conformance	CE-compliant

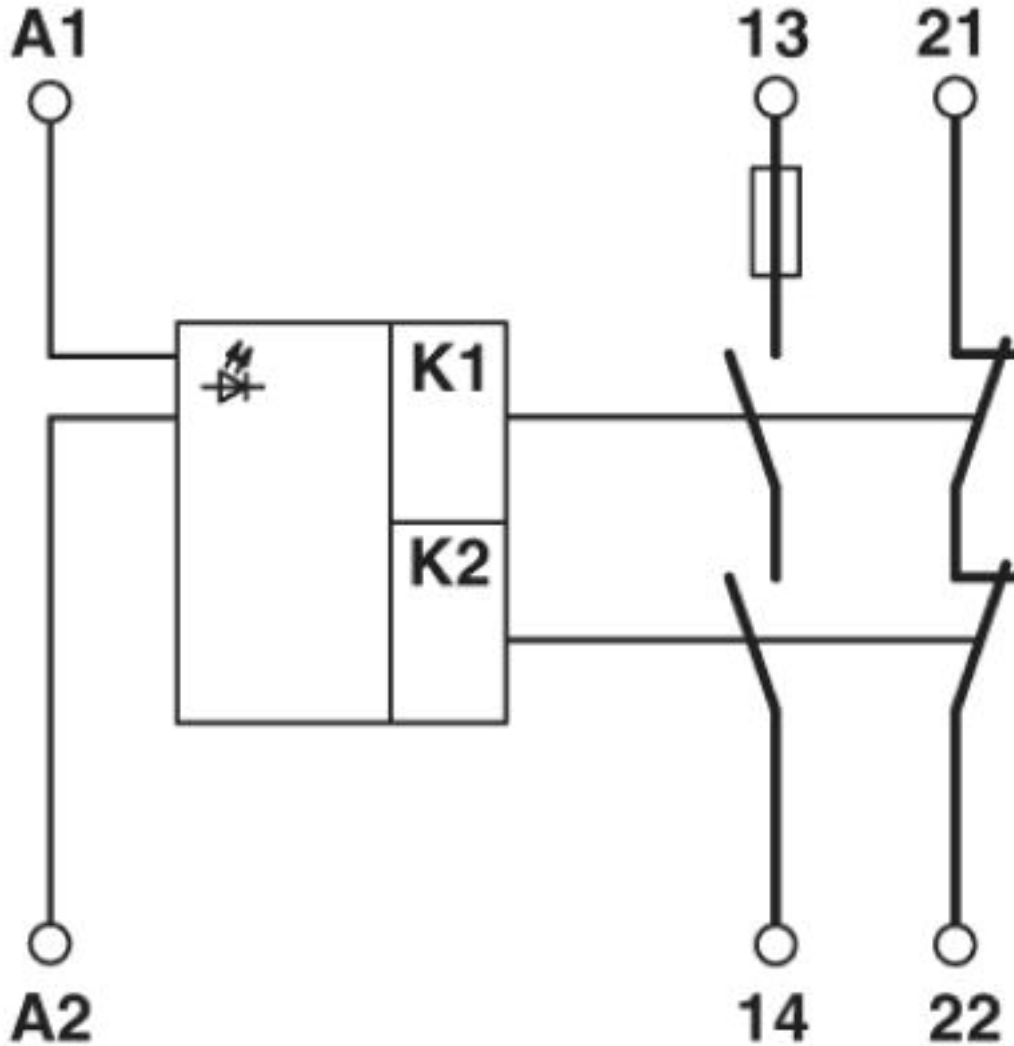
Environmental Product Compliance

	Lead 7439-92-1
China RoHS	Environmentally Friendly Use Period = 50
	For details about hazardous substances go to tab "Downloads", Category "Manufacturer's declaration"

Drawings

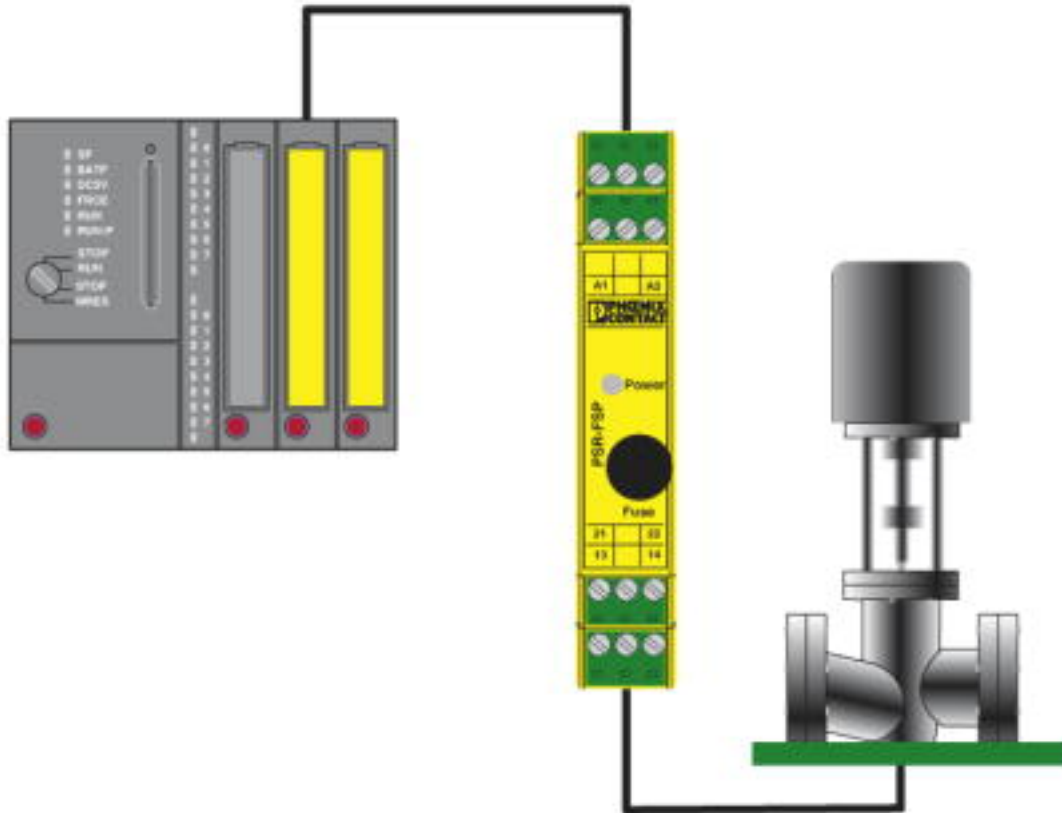
Coupling relay - PSR-SCP- 24DC/FSP/1X1/1X2 - 2981978

Circuit diagram



Coupling relay - PSR-SCP- 24DC/FSP/1X1/1X2 - 2981978

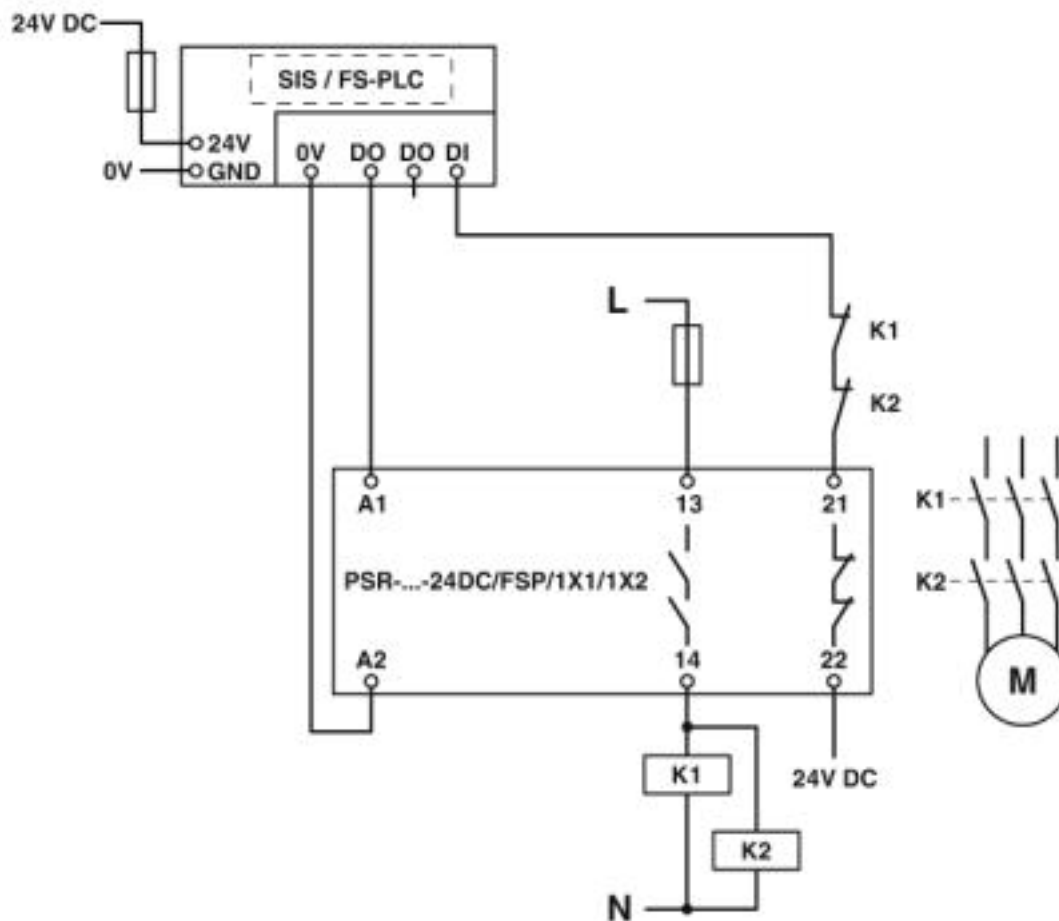
Application drawing



Example of electrical isolation of a safety PLC output from the field.

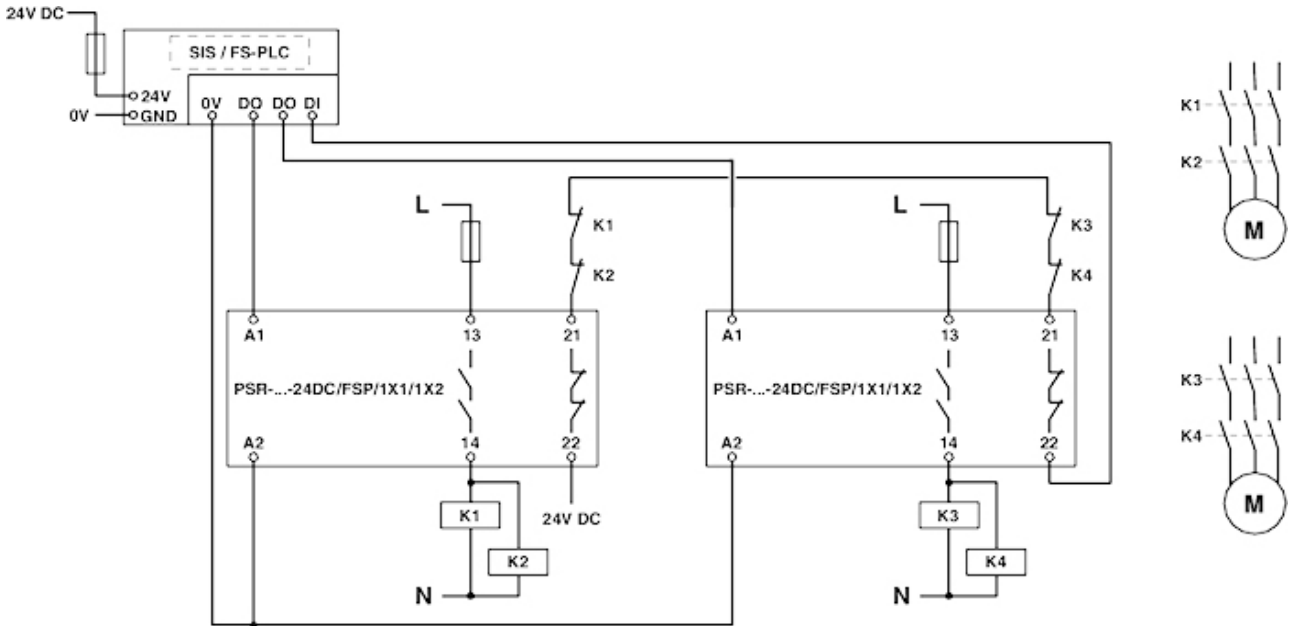
Coupling relay - PSR-SCP- 24DC/FSP/1X1/1X2 - 2981978

Circuit diagram



Coupling relay - PSR-SCP- 24DC/FSP/1X1/1X2 - 2981978

Circuit diagram



Classifications

eCl@ss

eCl@ss 4.0	40020600
eCl@ss 4.1	40020600
eCl@ss 5.0	27371900
eCl@ss 5.1	27371900
eCl@ss 6.0	27371800
eCl@ss 7.0	27371819
eCl@ss 8.0	27371819
eCl@ss 9.0	27371819

ETIM

ETIM 2.0	EC001449
ETIM 3.0	EC001449
ETIM 4.0	EC001449
ETIM 5.0	EC001449
ETIM 6.0	EC001449



Coupling relay - PSR-SCP- 24DC/FSP/1X1/1X2 - 2981978

Classifications

ETIM

ETIM 7.0	EC001449
----------	----------

UNSPSC

UNSPSC 6.01	30211901
UNSPSC 7.0901	39121501
UNSPSC 11	39121501
UNSPSC 12.01	39121501
UNSPSC 13.2	39121501

Approvals

Approvals

Approvals

UL Listed / cUL Listed / Functional Safety / EAC / UL Listed / cUL Listed / Functional Safety / GL / EAC

Ex Approvals

Approval details

UL Listed		http://database.ul.com/cgi-bin/XYV/template/LISEXT/1FRAME/index.htm	FILE E 140324
-----------	--	---	---------------

cUL Listed		http://database.ul.com/cgi-bin/XYV/template/LISEXT/1FRAME/index.htm	FILE E 140324
------------	--	---	---------------

Functional Safety			968/EZ 365.05/16
-------------------	--	--	------------------

EAC			EAC-Zulassung
-----	--	--	---------------

UL Listed		http://database.ul.com/cgi-bin/XYV/template/LISEXT/1FRAME/index.htm	FILE E 140324
-----------	--	---	---------------


<https://www.phoenixcontact.com/gb/products/2981978>



Coupling relay - PSR-SCP- 24DC/FSP/1X1/1X2 - 2981978

Approvals

cUL Listed		http://database.ul.com/cgi-bin/XYV/template/LISEXT/1FRAME/index.htm	FILE E 140324
------------	---	---	---------------

Functional Safety			968/EZ 365.05/16
-------------------	---	--	------------------

GL		https://approvalfinder.dnvgi.com/	13979-15HH
----	---	---	------------

EAC			RU C- DE.A*30.B.01082
-----	---	--	--------------------------

Phoenix Contact 2019 © - all rights reserved
<http://www.phoenixcontact.com>



SCATTERGOOD & JOHNSON LTD

ELECTRICAL ENGINEERING & FLUID CONTROL DISTRIBUTORS

Est.1899

At Scattergood & Johnson Ltd, we pride ourselves on being a technical distributor to specialist industries.

Working with a range of quality product suppliers across a number of specialist markets, we are not your average 'box shifter' - we are your technical and supply chain partner.

We fully support every product we sell - for free! Our internal team and external sales engineers can answer any product or application question, no matter the complexity.

Backing up this technical ability is a range of 50,000+ products available from stock for nationwide next day delivery (same day if required!), or you can collect what you need from any of our trade counters around the UK.

Select your specialist interest below to learn more about how we can help.



Online, In Branch and On the Road - Scattergood & Johnson Ltd, there when you need us.

www.scatts.co.uk