

## Safety relays - PSR-SCP- 24DC/FSP/2X1/1X2 - 2986960

Please be informed that the data shown in this PDF Document is generated from our Online Catalog. Please find the complete data in the user's documentation. Our General Terms of Use for Downloads are valid (<http://phoenixcontact.com/download>)




Safe coupling relay for SIL 3 high and low demand applications, connects digital output signals to the I/O, 2 enabling current paths, 1 signal contact, module for safe state off applications, integrated test pulse filter, plug-in screw connection, width: 17.5 mm

### Your advantages

- ✓ Narrow 17.5 mm housing
- ✓ Up to SIL 3 according to IEC 61508
- ✓ Forcibly guided contacts according to EN 50205
- ✓ Easy proof test according to IEC 61508 thanks to integrated signal contact
- ✓ Long service life thanks to filtering of controller test pulses
- ✓ Two enabling current paths
- ✓ Couples digital output signals from failsafe controllers to I/O devices (valves, etc.) for electrical isolation and power adaptation



### Key Commercial Data

Packing unit	1 pc
GTIN	 4 046356 520911
GTIN	4046356520911
Weight per Piece (excluding packing)	186.500 g
Custom tariff number	85364900
Country of origin	Germany

### Technical data

#### Note

Utilization restriction	EMC: class A product, see manufacturer's declaration in the download area
-------------------------	---

#### Dimensions

Width	17.5 mm
Height	99 mm

# Safety relays - PSR-SCP- 24DC/FSP/2X1/1X2 - 2986960

## Technical data

### Dimensions

Depth	114.5 mm
-------	----------

### Ambient conditions

Ambient temperature (operation)	-20 °C ... 55 °C (observe derating)
Ambient temperature (storage/transport)	-40 °C ... 70 °C
Max. permissible relative humidity (operation)	75 % (on average, 85% infrequently, non-condensing)
Max. permissible humidity (storage/transport)	75 % (on average, 85% infrequently, non-condensing)
Maximum altitude	≤ 2000 m (Above sea level)

### Input data

Rated control circuit supply voltage $U_s$	24 V DC -15 % / +10 %
Rated control supply current $I_s$	typ. 55 mA
Power consumption at $U_s$	typ. 1.32 W
Inrush current	max. 100 mA
Typ. starting time with $U_s$	50 ms
Typical release time	50 ms
Recovery time	1 s
Operating voltage display	1 x yellow LED
Protective circuit	Surge protection Suppressor diode, 33 V (A1 - A2)
Maximum switching frequency	0.5 Hz
Filter time	max. 5 ms (at A1 in the event of voltage dips at $U_s$ )
	max. 2 ms (Test pulse width; high test pulse at A1/A2)
	≥ 100 ms (Test pulse width; high test pulse at A1/A2)
	Test pulse rate = 80 x Test pulse width
	max. 5 ms (Test pulse width; low test pulse at A1/A2)
	≥ 50 ms (Test pulse rate; low test pulse at A1/A2)
	Test pulse rate = 15 x Test pulse width

### Output data

Contact type	2 enabling current paths
	1 confirmation current path
Contact material	AgCuNi, + 0.2 μm Au
Maximum switching voltage	250 V AC/DC (N/O contact / N/C contact, observe the load curve)
Minimum switching voltage	15 V AC/DC (N/O contact / N/C contact)
Limiting continuous current	5 A (N/O contact, pay attention to the derating)
	100 mA (N/C contact)
Maximum inrush current	5 A (N/O contact)
	100 mA (N/C contact)
Inrush current, minimum	5 mA (N/O contact / N/C contact)
Sq. Total current	50 A <sup>2</sup> (observe derating)
Interrupting rating (ohmic load) max.	120 W (24 V DC, τ = 0 ms, N/C contact: 2.4 W)
	192 W (48 V DC, τ = 0 ms, N/C contact: 4.8 W)

## Safety relays - PSR-SCP- 24DC/FSP/2X1/1X2 - 2986960

### Technical data

#### Output data

	162 W (60 V DC, $\tau = 0$ ms, N/C contact: 6 W)
	66 W (110 V DC, $\tau = 0$ ms, N/C contact: 11 W)
	60 W (220 V DC, $\tau = 0$ ms, N/C contact: 22 W)
	1250 VA (250 V AC, $\tau = 0$ ms, N/C contact: 25 VA)
Maximum interrupting rating (inductive load)	72 W (24 V DC, $\tau = 40$ ms, N/C contact: 2.4 W)
	43 W (48 V DC, $\tau = 40$ ms, N/C contact: 4.8 W)
	41 W (60 V DC, $\tau = 40$ ms, N/C contact: 6 W)
	35 W (110 V DC, $\tau = 40$ ms, N/C contact: 11 W)
	48 W (220 V DC, $\tau = 40$ ms, N/C contact: 22 W)
Switching capacity	min. 75 mW
Mechanical service life	10x 10 <sup>6</sup> cycles
Output fuse	10 A gL/gG (N/O contact)
	4 A gL/gG (for low-demand applications)
	150 mA Fast-blow (N/C contact)

#### General

Relay type	Electromechanical relay with forcibly guided contacts in accordance with EN 50205
Nominal operating mode	100% operating factor
Net weight	186.5 g
Mounting position	any
Mounting type	DIN rail mounting
Degree of protection	IP20
	IP54
Min. degree of protection of inst. location	IP54
Housing material	PBT
Housing color	yellow

#### Connection data

Connection method	Screw connection
pluggable	Yes
Conductor cross section solid min.	0.2 mm <sup>2</sup>
Conductor cross section solid max.	2.5 mm <sup>2</sup>
Conductor cross section flexible min.	0.2 mm <sup>2</sup>
Conductor cross section flexible max.	2.5 mm <sup>2</sup>
Conductor cross section AWG min.	24
Conductor cross section AWG max.	12
Stripping length	7 mm
Screw thread	M3

#### Safety-related characteristic data

Stop category	0
---------------	---

## Safety relays - PSR-SCP- 24DC/FSP/2X1/1X2 - 2986960

### Technical data

#### Safety-related characteristic data

Designation	IEC 61508 - High demand
Safety Integrity Level (SIL)	3 (max. 10% of the entire SIL; diagnostic coverage (DC) of the control unit at A1/A2 must be $\geq 90\%$ )
Designation	IEC 61508 - Low demand
Safety Integrity Level (SIL)	3 (max. 10% of the entire SIL; diagnostic coverage (DC) of the control unit at A1/A2 must be $\geq 90\%$ )
Designation	EN ISO 13849
Performance level (PL)	e (Diagnostic coverage (DC) of the control unit at A1/A2 must be $\geq 99\%$ )
Category	4 (Diagnostic coverage (DC) of the control unit at A1/A2 must be $\geq 99\%$ )
Designation	EN 62061
Safety Integrity Level Claim Limit (SIL CL)	3 (max. 10% of the entire SIL; diagnostic coverage (DC) of the control unit at A1/A2 must be $\geq 90\%$ )
Designation	EN 50156
Safety Integrity Level (SIL)	3

#### Standards and Regulations

Designation	Air clearances and creepage distances between the power circuits
Standards/regulations	DIN EN 50178/VDE 0160
Rated insulation voltage	250 V
Rated surge voltage/insulation	Safe isolation, reinforced insulation 6 kV between the control circuits (A1/A2), (31/32), (13/14, 23/24)
Degree of pollution	2
Overvoltage category	III
Shock	15g
Vibration (operation)	10 Hz ... 150 Hz, 2g
Conformance	CE-compliant

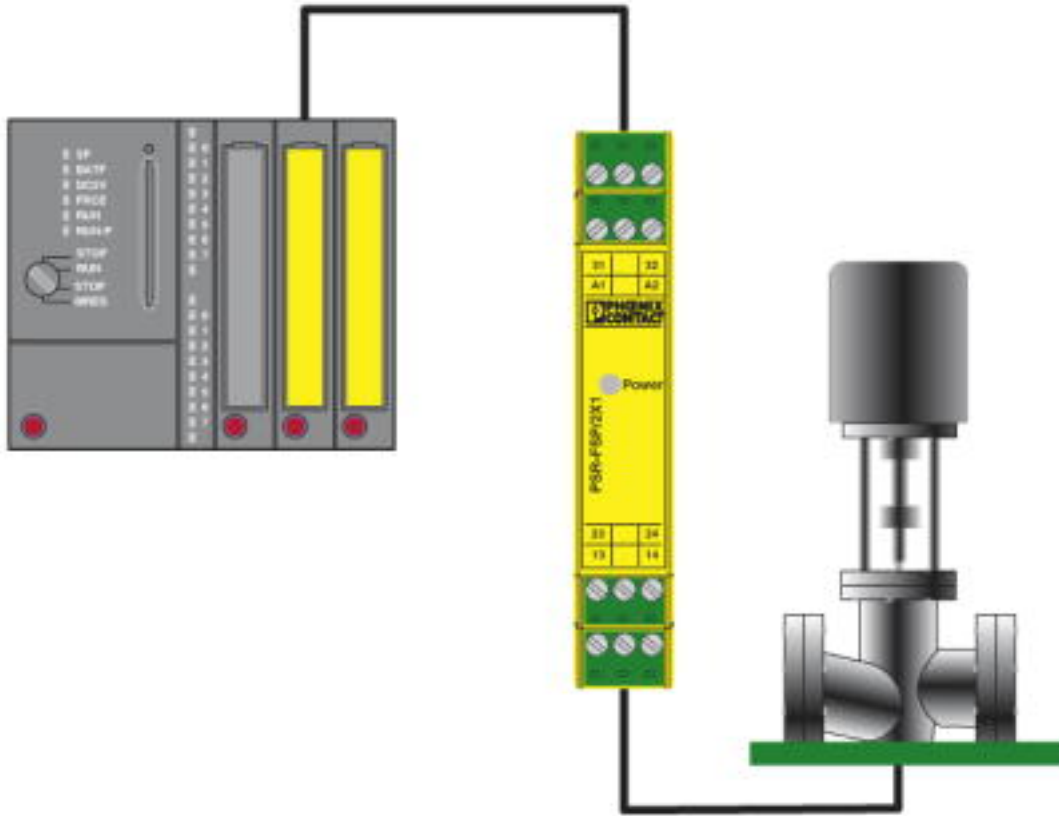
#### Environmental Product Compliance

	Lead 7439-92-1
China RoHS	Environmentally Friendly Use Period = 50
	For details about hazardous substances go to tab "Downloads", Category "Manufacturer's declaration"

### Drawings

# Safety relays - PSR-SCP- 24DC/FSP/2X1/1X2 - 2986960

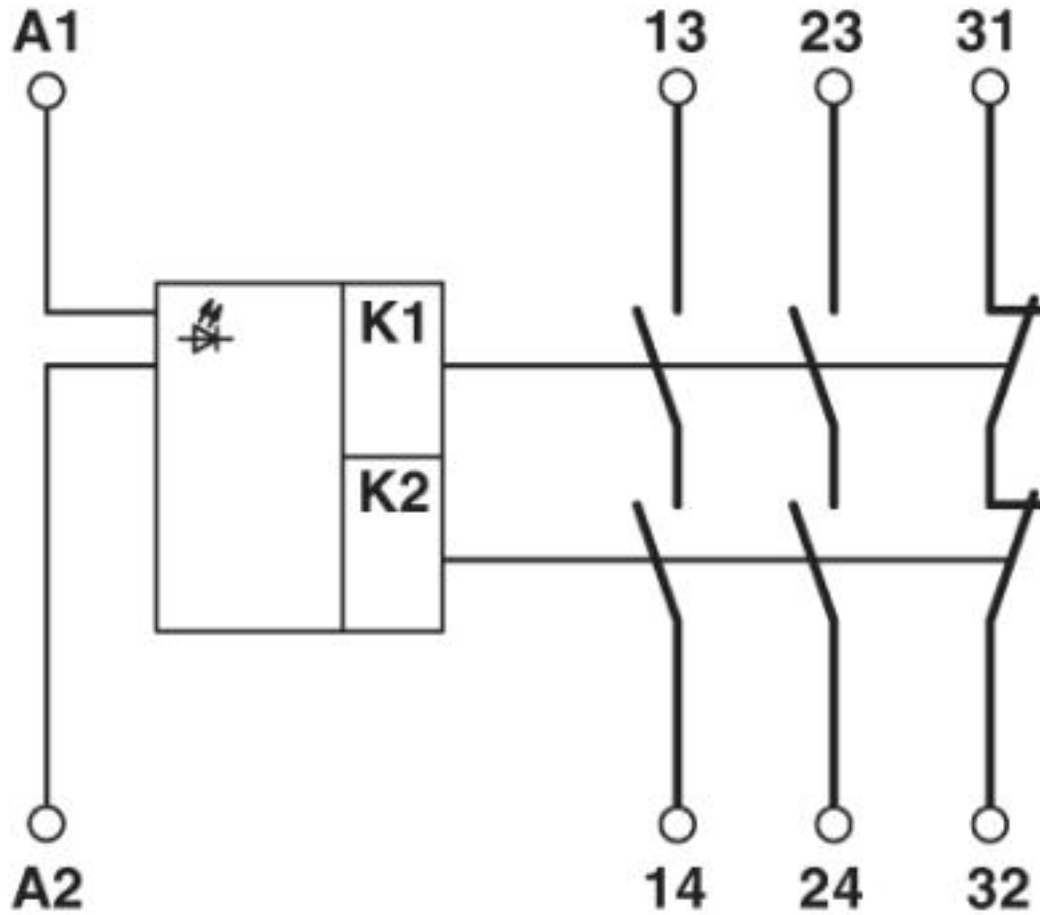
Application drawing



Example of electrical isolation of a safety PLC output from the field.

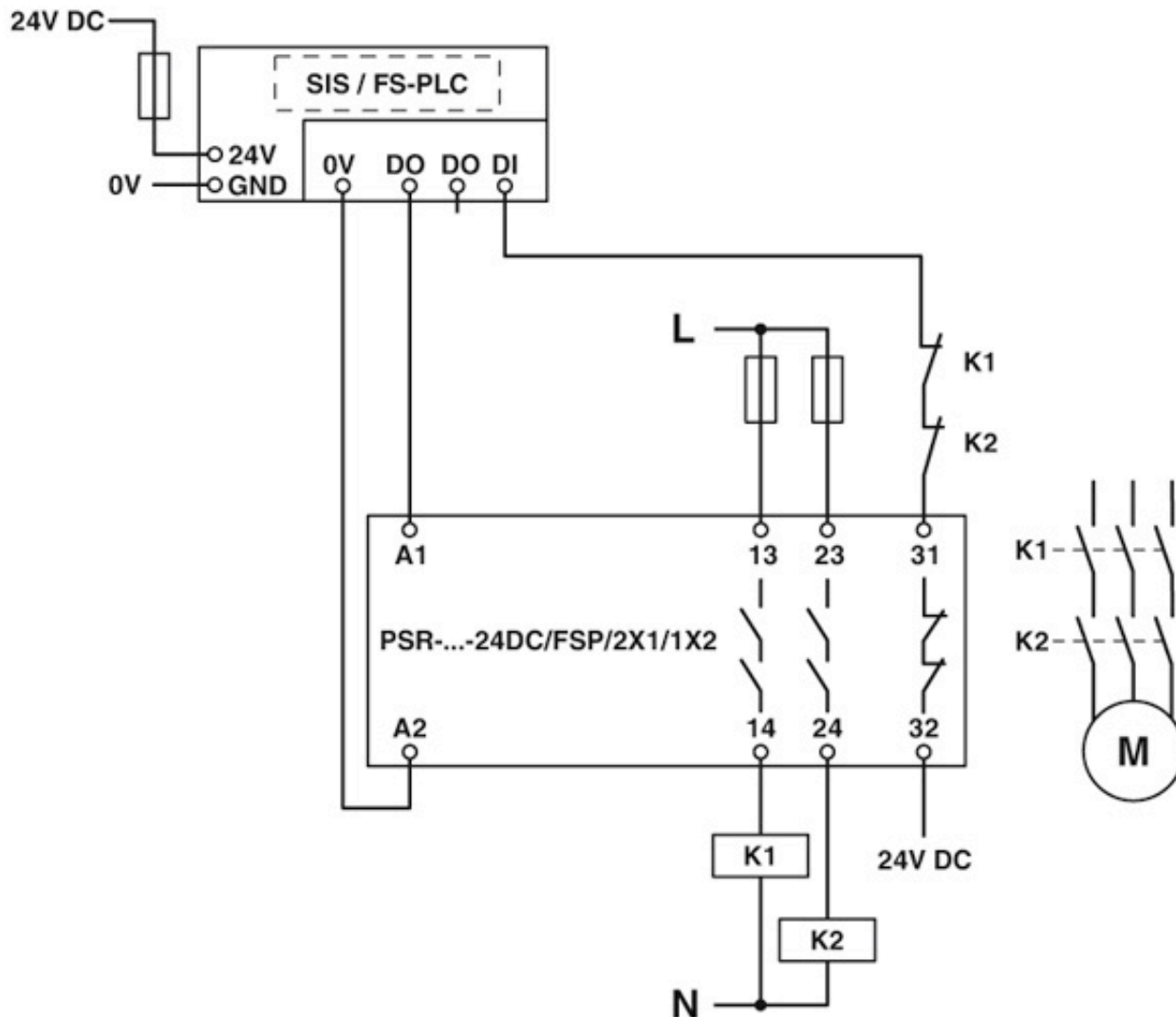
## Safety relays - PSR-SCP- 24DC/FSP/2X1/1X2 - 2986960

Circuit diagram



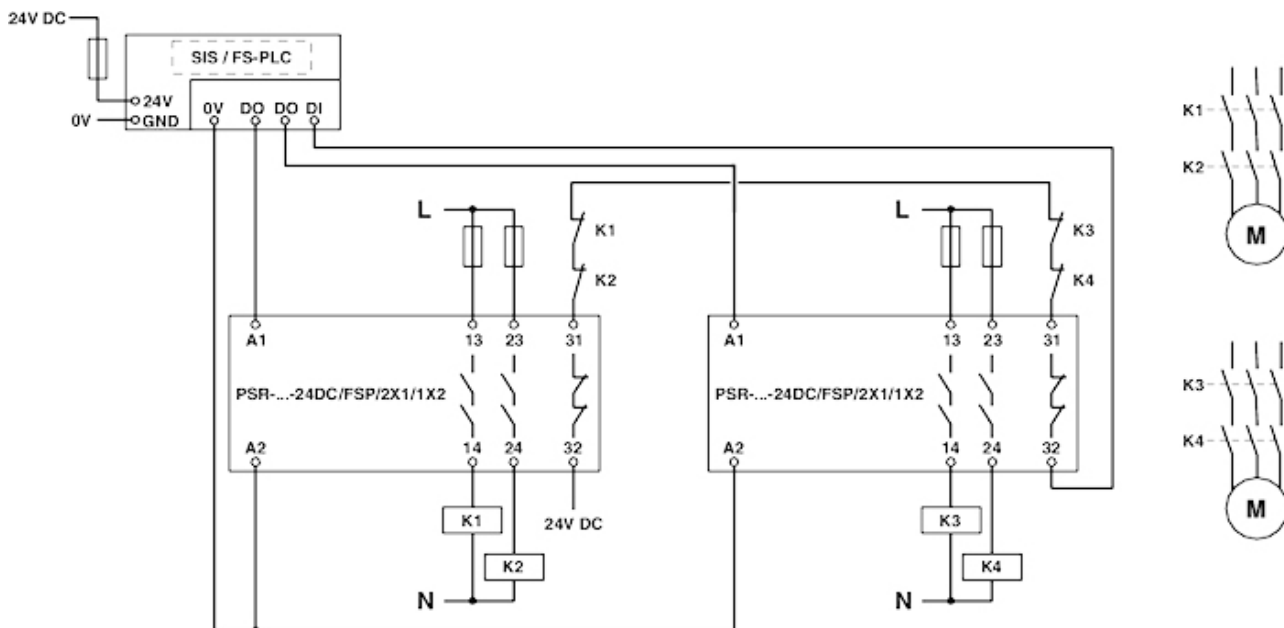
# Safety relays - PSR-SCP- 24DC/FSP/2X1/1X2 - 2986960

Circuit diagram



# Safety relays - PSR-SCP- 24DC/FSP/2X1/1X2 - 2986960

Circuit diagram



## Classifications

eCl@ss

eCl@ss 4.0	40020600
eCl@ss 4.1	40020600
eCl@ss 5.0	27371900
eCl@ss 5.1	27371900
eCl@ss 6.0	27371800
eCl@ss 7.0	27371819
eCl@ss 8.0	27371819
eCl@ss 9.0	27371819

ETIM

ETIM 2.0	EC001449
ETIM 3.0	EC001449
ETIM 4.0	EC001449
ETIM 5.0	EC001449
ETIM 6.0	EC001449



# Safety relays - PSR-SCP- 24DC/FSP/2X1/1X2 - 2986960

## Classifications

### ETIM

ETIM 7.0	EC001449
----------	----------

### UNSPSC

UNSPSC 6.01	30211901
UNSPSC 7.0901	39121501
UNSPSC 11	39121501
UNSPSC 12.01	39121501
UNSPSC 13.2	39121501

## Approvals

### Approvals

---

### Approvals

UL Listed / cUL Listed / Functional Safety / EAC / UL Listed / cUL Listed / EAC / Functional Safety / GL / EAC

---

### Ex Approvals

---

### Approval details

UL Listed		<a href="http://database.ul.com/cgi-bin/XYV/template/LISEXT/1FRAME/index.htm">http://database.ul.com/cgi-bin/XYV/template/LISEXT/1FRAME/index.htm</a>	FILE E 140324
-----------	--	---	---------------

cUL Listed		<a href="http://database.ul.com/cgi-bin/XYV/template/LISEXT/1FRAME/index.htm">http://database.ul.com/cgi-bin/XYV/template/LISEXT/1FRAME/index.htm</a>	FILE E 140324
------------	--	---	---------------

Functional Safety			968/EZ 365.05/16
-------------------	--	--	------------------


EAC			EAC-Zulassung
-----	--	--	---------------

UL Listed		<a href="http://database.ul.com/cgi-bin/XYV/template/LISEXT/1FRAME/index.htm">http://database.ul.com/cgi-bin/XYV/template/LISEXT/1FRAME/index.htm</a>	FILE E 140324
-----------	--	---	---------------

## Safety relays - PSR-SCP- 24DC/FSP/2X1/1X2 - 2986960

### Approvals

cUL Listed		<a href="http://database.ul.com/cgi-bin/XYV/template/LISEXT/1FRAME/index.htm">http://database.ul.com/cgi-bin/XYV/template/LISEXT/1FRAME/index.htm</a>	FILE E 140324
------------	---	---	---------------

EAC			RU C- DE.A*30.B.01082
-----	---	--	--------------------------

Functional Safety			968/EZ 365.05/16
-------------------	---	--	------------------

GL		<a href="https://approvalfinder.dnvgi.com/">https://approvalfinder.dnvgi.com/</a>	13979-15HH
----	---	---	------------

EAC			EAC-Zulassung
-----	---	--	---------------



# SCATTERGOOD & JOHNSON LTD

ELECTRICAL ENGINEERING & FLUID CONTROL DISTRIBUTORS

Est.1899

At Scattergood & Johnson Ltd, we pride ourselves on being a technical distributor to specialist industries.

Working with a range of quality product suppliers across a number of specialist markets, we are not your average 'box shifter' - we are your technical and supply chain partner.

We fully support every product we sell - for free! Our internal team and external sales engineers can answer any product or application question, no matter the complexity.

Backing up this technical ability is a range of 50,000+ products available from stock for nationwide next day delivery (same day if required!), or you can collect what you need from any of our trade counters around the UK.

Select your specialist interest below to learn more about how we can help.



Online, In Branch and On the Road - Scattergood & Johnson Ltd, there when you need us.

# [www.scatts.co.uk](http://www.scatts.co.uk)