

Installation Instructions for Magnasafe - MS6, MS6-SS, MS21 & MS21-SS

	<h4>Description</h4> <p>MAGNASAFE MS6 and MS21 safety switches are non-contact, magnetically operated switch and actuator suitable for use in machine guarding applications. The non-contact operation has a 10 mm switching distance helping to ensure a long and trouble free operating life.</p> <p>These safety switches are available in a robust ABS, or 316 Grade Stainless Steel housing and both switch and actuator are fully sealed to IP67/IP69K making them suitable for use in wet or dusty environments. They are easy to install and tolerant to misalignment. With correct installation, these safety switches comply with the guidelines given in EN14119.</p> <p>Magnasafe safety switches are designed to be used in part of safety related control system. A risk assessment should take place to establish that the specifications of these safety switches are suitable for the application required. See Technical Specifications below or contact Mechan Controls for further information.</p>
--	---

KEEP THIS GUIDE FOR FUTURE REFERENCE

The information is designed to help suitably qualified personnel install and operate Mechan Controls safety equipment. Before using this product, read this guide thoroughly along with any relevant European and/or National Standards E.g. Machinery Directive 2006/42/EC and its Amendments, Provision and Use of Work Equipment Regulations. Further information can be obtained from Mechan Controls Ltd.

Technical Specifications	MS6, MS6-SS	MS21, MS21-SS
Contacts	Maximum 2 x NO + 1 x NC	Maximum 2 x NO + 1 x NC
Safety Contact Rating	230Vac / 2Amps, 110Vac / 3Amps or 24Vdc / 1 Amp	230Vac / 2Amps or 24Vdc / 1 Amp
Safety Contact Switching	10mm ON / 28mm OFF	10mm ON / 28mm OFF
Auxiliary Contact Rating	24Vdc / 300mA	24Vdc / 300mA
Auxiliary Contact Switching	11mm OFF / 21mm ON	11mm OFF / 21mm ON
Internal Fuse	230Vac - 2 Amps / 110Vac - 3.5Amps / 24Vdc - 1 Amp	230Vac - 2 Amps / 24Vdc - 1 Amp
External Fuse (<i>Customer Supplied</i>)	230Vac - 1.6 Amps / 110Vac - 3.0 Amps 24Vdc - 800mA	230Vac - 1.6 Amps 24Vdc - 800mA
Construction	RED ABS, or 316 Grade Stainless Steel	RED ABS, or 316 Grade Stainless Steel
IP Rating	IP67 / IP69K	IP67 / IP69K
Operating Temperature	-25°C to +55°C (High Temp -25°C to +125°C)	-25°C to +55°C (High Temp -25°C to +125°C)
Fixing	M4 Torx security screws (Tightening Torque 1.0NM)	M4 Torx security screws (Tightening Torque 1.0NM)
Connection	Pre-wired or M12 Quick Disconnect	Pre-wired or M12 Quick Disconnect
Vibration	10 - 50Hz IEC 68-2-6	10 - 50Hz IEC 68-2-6
Shock	30g, 11ms IEC 68-2-27	30g, 11ms IEC 68-2-27

Safety Related Data

B10d	2,000,000	PFH	6.52 x 10 ⁻⁸
TM (Mission Time)	> 20 Years	PFHd	4.3 x 10 ⁻⁸ See Note 1
DC	99%	SFF	98%
MTTFd	High > 100 Years (Based on usage rate of 360 Days/Year, 24 Hours/Day, 10 Operations/Hour)		

Note 1: Based on dual channel wiring according to CAT 4. Diagnostic coverage provided by downstream control logic. DC - medium, MTTFd = 100 Years. Suitable for performance level applications PLe according to ISO 13849-1. (SIL 3 or SIL 2 according to IEC 62061)

Safety Standards

Approvals	CE Complies with all relevant sections of the CE Marking Directive
	UL 508 Industrial Control TUV Approved
International Directives	Machinery Directive 2006/42/EC, Low Voltage Directive 2006/95/EC; EMC Directive 2014/30/EU, RoHS Directive 2011/65/EC
International Standards	BS EN 12100 Safety of Machinery. General principles for design.
	BS EN ISO 14119 Safety of Machinery. Interlocking devices associated with guards. Principles for design and selection. BS EN ISO 13849 Safety of Machinery. Safety related parts of control systems.
	BS EN ISO 62061 Safety of Machinery. Functional safety of safety related electrical, electronic and programmable electronic control systems
	BS EN 60204 Safety of Machinery. Electrical equipment of machines.
	BS EN 60947-5-1 Low-voltage switchgear and controlgear.
	BS EN 60947-5-3 Low-voltage switchgear and controlgear.

Dimensions

MS6 ABS
 Dimensions: 19, 19, 19, 17, 82.5, 73, 11, 54, 7.2, 7.2

MS6 SS
 Dimensions: 19, 19, 19, 19, 81.5, 73, 10.5, 55, 7.2

MS21 ABS
 Dimensions: 30.3, 16, 30.3, 16, 76.3, 4.4, 19.5, 60, 8.15, 4.4, 4.4

MS21 SS
 Dimensions: 33, 16, 33, 16, 79, 4.4, 19.5, 60, 9.5, 4.4

M12 QUICK DISCONNECT OPTION
 Switch with M12 connector
 MS6/MS6-SS/MS21/MS21-SS

56, 5 or 10 Metre Cable

Mounting

Do not use safety switches as a stop. 1 mm separation when closed provides the best results.

Mount the switch on to the machine frame and the actuator on to the opening edge of the door.

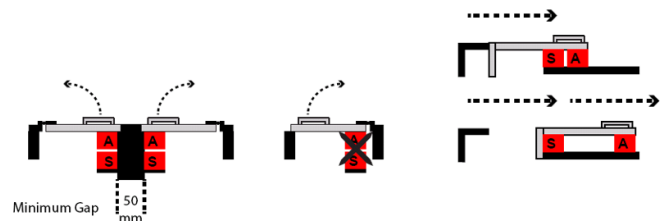
Always try to mount the switch on non-ferrous material. (Ferrous materials may reduce the switching distance.)

EN14119: Hide the actuator where possible.

NOTES:

Minimum separation 50mm between adjacent switches

DO NOT mount on hinged side of the guard.




NOTE: MS21-SS-SP-ACT
 If mounting switch and actuator on ferrous metal using the MS21-SS-SP-ACT actuator may improve the switching performance (Actuator has red encapsulation)

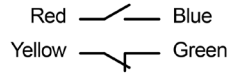
Connections & Fuses

PRE-WIRED

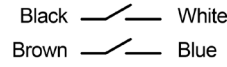
MS6-10 (ac&dc)
MS6-10 (110ac)
MS6-SS-10 (dc)



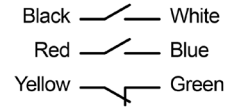
MS6-11 (ac&dc)
MS6-SS-11 (dc)
MS21-11 (ac&dc)



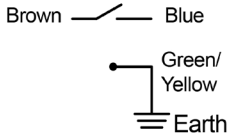
MS6-20 (ac&dc)
MS6-SS-20 (dc)
MS21-20 (ac&dc)



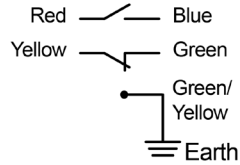
MS6-21 (ac&dc)
MS6-SS-21 (dc)
MS21-21 (ac&dc)



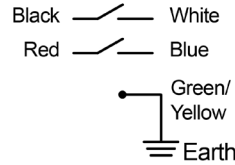
MS6-SS-10 (ac)
MS21-SS-10-110AC



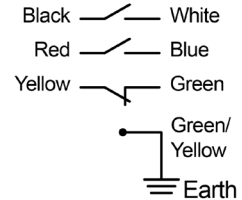
MS21-SS-11 (ac&dc)



MS21-SS-20 (dc)



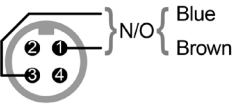
MS21-SS-21 (ac&dc)



QUICK DISCONNECT

MS6-10 (ac&dc)

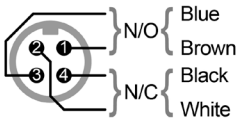
Connector Contact Cable



Connector
Micro DC M12

MS6-11 (ac&dc)
MS6-SS-11 (dc)
MS21-11 (ac&dc)

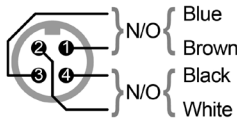
Connector Contact Cable



Connector
Micro DC M12

MS6-20 (ac&dc)
MS6-SS-20 (dc)
MS21-20 (ac&dc)

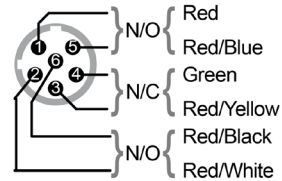
Connector Contact Cable



Connector
Micro DC M12

MS6-21 (ac&dc)
MS6-SS-21 (dc)
MS21-21 (ac&dc)
MS21-SS-21 (dc)

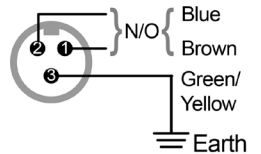
Connector Contact Cable



Connector
Micro AC 1/2" - 20

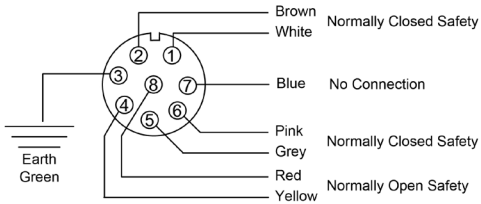
MS6-SS-10 (ac)

Connector Contact Cable



Connector
Micro DC M12

MS21-SS-21-DC-8QD



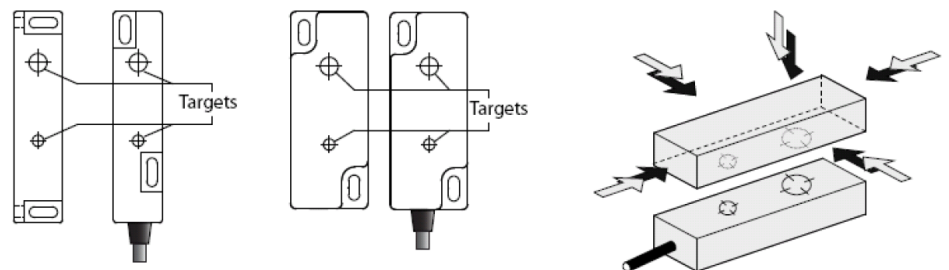
Contact Operation	The N/O contacts on the Mechan switches are open when the actuator is away from the switch. When the actuator is within the specified operating distance the N/O contact will close and the N/C contact will open.
Fuses	All safety contacts should be fused externally AC CONTACTS = 1.6 Amps Quick Blow Fuse (MS6-10-110AC = 3 Amps Quick Blow Fuse) DC CONTACTS = 0.8 AMPS Quick Blow Fuse

Operation

The N/O contacts on the MS6 and MS21 switches are open when the actuator is away from the switch.

When the actuator is within the specified operating distance, the N/O contact will close and the N/C contact will open.

The MS6 & MS21 safety switches and actuators are designed to approach each other from most angles. When the guard is closed the targets on the printed face of the switch and actuator must be aligned.



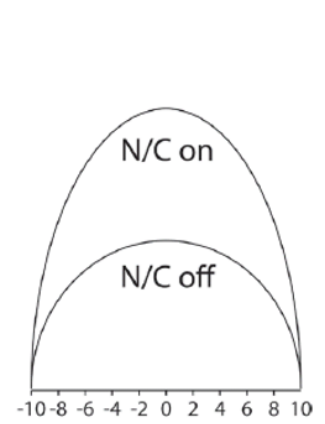
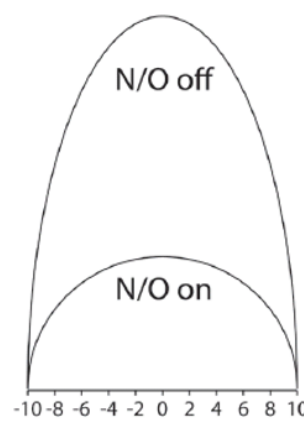
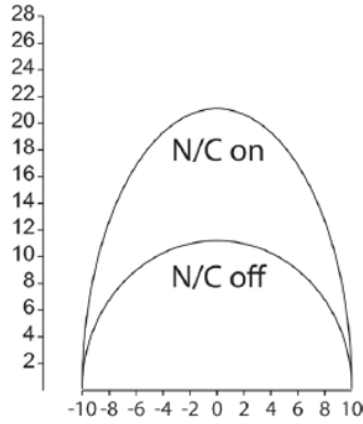
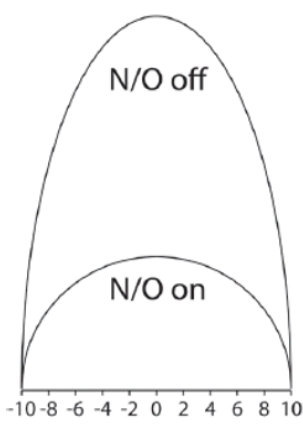
Installation Instructions for Magnasafe - MS6, MS6-SS, MS21 & MS21-SS

Switching Characteristics

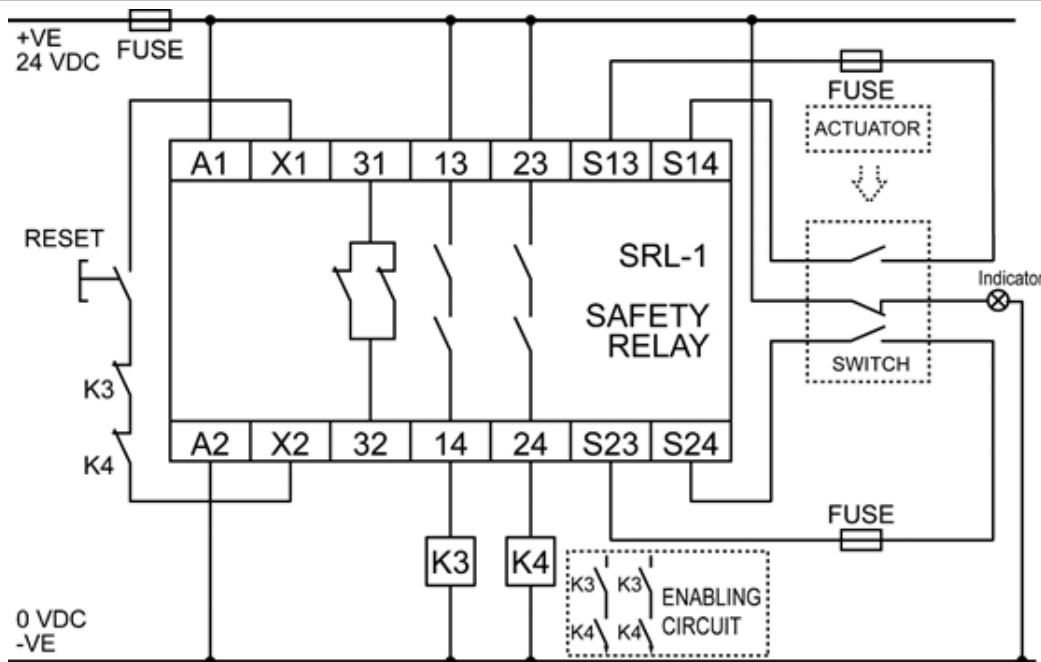
The chart shows the switching points in millimetres

MS6

MS21



Recommend Safety Control Unit



IMPORTANT

All control contacts should be externally fused.

Recommended Safety Control Unit Mechan Part Number: SRL-1 24VAC/DC or EM1 & ESM

Maintenance

It is recommended to check the safe operation of the switches and look for signs of damage or excessive wear on a weekly basis. Damaged units should be replaced or returned to the manufacturer for repair where practical.

Notes

In the interest of product development specifications are subject to change without notice. It is the responsibility of the user to ensure compliance with any acts or by-laws in place. All information regarding Mechan equipment is believed to be accurate at the time of printing. Responsibility cannot be accepted for errors or omissions.

Contact Details

Mechan Controls Ltd, 14/16 Seddon Place, Stanley Industrial Estate, WN8 8EB, United Kingdom, Tel: +441695722264, Web: www.mechancontrols.com



SCATTERGOOD & JOHNSON LTD

ELECTRICAL ENGINEERING & FLUID CONTROL DISTRIBUTORS

Est.1899

At Scattergood & Johnson Ltd, we pride ourselves on being a technical distributor to specialist industries.

Working with a range of quality product suppliers across a number of specialist markets, we are not your average 'box shifter' - we are your technical and supply chain partner.

We fully support every product we sell - for free! Our internal team and external sales engineers can answer any product or application question, no matter the complexity.

Backing up this technical ability is a range of 50,000+ products available from stock for nationwide next day delivery (same day if required!), or you can collect what you need from any of our trade counters around the UK.

Select your specialist interest below to learn more about how we can help.



Online, In Branch and On the Road - Scattergood & Johnson Ltd, there when you need us.

www.scatts.co.uk