



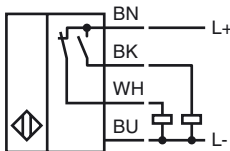
**Model Number**

CJ10-30GM-A2

**Features**

- 10 mm non-flush
- Comfort series
- The switching distance can be set over a wide range with the potentiometer

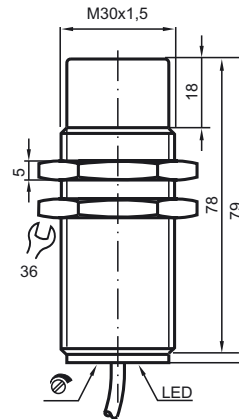
**Connection**



**Accessories**

**BF 30**  
Mounting flange, 30 mm

**Dimensions**



**Technical Data**

General specifications		
Switching element function		PNP NO/NC
Rated operating distance	$s_n$	10 mm
Installation		non-flush
Output polarity		DC
Assured operating distance	$s_a$	0 ... 7.2 mm

Nominal ratings		
Installation conditions		
A		0 mm
B		0 mm
C		30 mm
F		50 mm
Operating voltage	$U_B$	10 ... 60 V DC
Switching frequency	$f$	0 ... 10 Hz
Hysteresis	H	0.1 ... 10 typ. 4 %
Reverse polarity protection		reverse polarity protected
Short-circuit protection		pulsing
Voltage drop	$U_d$	$\leq 2.8$ V
Operating current	$I_L$	0 ... 200 mA
Lowest operating current	$I_m$	0 mA
Off-state current	$I_r$	0 ... 0.5 mA typ. 0.01 mA
No-load supply current	$I_0$	$\leq 20$ mA
Time delay before availability	$t_v$	$\leq 50$ ms

Indicators/operating means	
LED yellow	indication switching state
Potentiometer	sensitivity adjustment

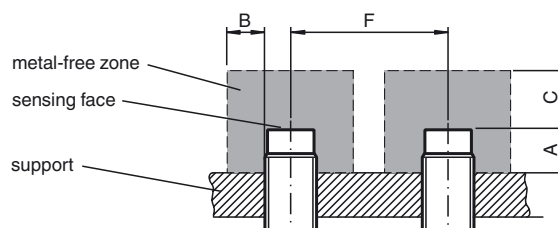
Ambient conditions	
Ambient temperature	-25 ... 70 °C (-13 ... 158 °F)
Storage temperature	-40 ... 85 °C (-40 ... 185 °F)

Mechanical specifications	
Connection type	cable PVC , 2 m
Core cross-section	0.75 mm <sup>2</sup>
Housing material	Stainless steel 1.4305 / AISI 303
Sensing face	PBT
Protection degree	IP67

Compliance with standards and directives	
Standard conformity	
Standards	EN 60947-5-2:2007 IEC 60947-5-2:2007

Approvals and certificates	
UL approval	cULus Listed, General Purpose
CSA approval	cCSAus Listed, General Purpose
CCC approval	Certified by China Compulsory Certification (CCC)

**Installation conditions**



Release date: 2012-08-28 14:59 Date of issue: 2012-08-28 038160\_eng.xml