



Model Number

CJ10-30GM-WO

Features

- 10 mm non-flush
- The switching distance can be set over a wide range with the potentiometer

Accessories

BF 30
Mounting flange, 30 mm

Technical Data

General specifications

Switching function	Normally closed (NC)
Output type	Two-wire
Rated operating distance	s_n 10 mm
Installation	non-flush
Output polarity	AC
Assured operating distance	s_a 0 ... 7.2 mm
Output type	2-wire

Nominal ratings

Installation conditions	
A	0 mm
B	0 mm
C	30 mm
F	50 mm
Operating voltage	U_B 20 ... 253 V AC ¹⁾
Switching frequency	f 0 ... 10 Hz
Hysteresis	H 2 ... 10 typ. 5 %
Reverse polarity protection	reverse polarity tolerant
Voltage drop at I_L	
Voltage drop $I_L = 100$ mA, switching element on U_d	typ. 7 V
Momentary current (20 ms, 0.1 Hz)	0 ... 1200 mA
Rated insulation voltage	U_{BIS} 1500 V
Design data	
Operating current	I_L 5 ... 200 mA
Lowest operating current	I_m 5 mA
Off-state current	I_r 0.7 ... 1.5 mA typ.
Time delay before availability	t_v ≤ 300 ms
Switching state indicator	LED, yellow

Indicators/operating means

Potentiometer	sensitivity adjustment
---------------	------------------------

Ambient conditions

Ambient temperature	-25 ... 70 °C (-13 ... 158 °F)
Storage temperature	-25 ... 85 °C (-13 ... 185 °F)

Mechanical specifications

Connection type	cable PVC , 2 m
Core cross-section	0.75 mm ²
Housing material	Stainless steel 1.4305 / AISI 303
Sensing face	PBT
Degree of protection	IP67
Note	¹⁾ In the temperature range below 0 °C, permissible operating voltage U_b 80...253 V Safety fuse ≤ 0.8 A (quick-blow) according to IEC 60127-2 Sheet 1 Recommendation: after a short circuit, check that the device is functioning correctly.

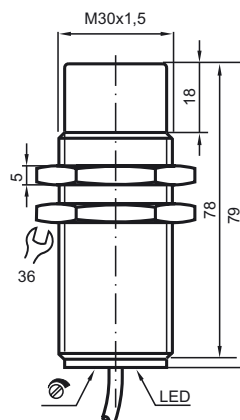
Compliance with standards and directives

Standard conformity	
Standards	EN 60947-5-2:2007 EN 60947-5-2/A1:2012 IEC 60947-5-2:2007 IEC 60947-5-2 AMD 1:2012

Approvals and certificates

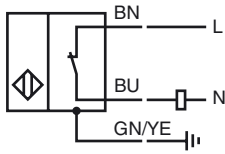
UL approval	cULus Listed, General Purpose
CCC approval	Certified by China Compulsory Certification (CCC)

Dimensions

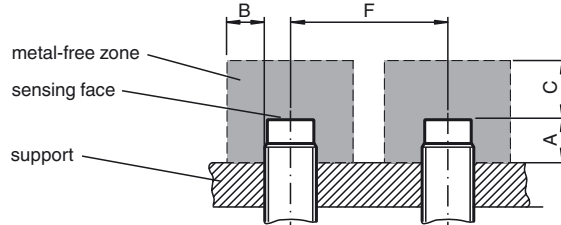


Release date: 2018-10-09 11:02 Date of issue: 2018-10-09 037646_eng.xml

Electrical Connection



Installation Conditions



Release date: 2018-10-09 11:02 Date of issue: 2018-10-09 037646_eng.xml



SCATTERGOOD & JOHNSON LTD

ELECTRICAL ENGINEERING & FLUID CONTROL DISTRIBUTORS

Est.1899

At Scattergood & Johnson Ltd, we pride ourselves on being a technical distributor to specialist industries.

Working with a range of quality product suppliers across a number of specialist markets, we are not your average 'box shifter' - we are your technical and supply chain partner.

We fully support every product we sell - for free! Our internal team and external sales engineers can answer any product or application question, no matter the complexity.

Backing up this technical ability is a range of 50,000+ products available from stock for nationwide next day delivery (same day if required!), or you can collect what you need from any of our trade counters around the UK.

Select your specialist interest below to learn more about how we can help.



Online, In Branch and On the Road - Scattergood & Johnson Ltd, there when you need us.

www.scatts.co.uk