



**Model Number**

**NBB4-12GM30-E2-V1**

**Features**

- 4 mm flush
- Increased operating distance

**Accessories**

- BF 12**  
Mounting flange, 12 mm
- EXG-12**  
Quick mounting bracket with dead stop
- V1-G**  
Female connector, M12, 4-pin, field attachable
- V1-W**  
Female connector, M12, 4-pin, field attachable
- V1-G-2M-PUR**  
Female cordset, M12, 4-pin, PUR cable
- V1-W-2M-PUR**  
Female cordset, M12, 4-pin, PUR cable

**Technical Data**

**General specifications**

Switching element function	PNP	NO
Rated operating distance	$s_n$	4 mm
Installation		flush
Output polarity		DC
Assured operating distance	$s_a$	0 ... 3.24 mm (-25 ... 70 °C (-13 ... 158 °F)) 0 ... mm (-40 ... -25 °C (-40 ... -13 °F))
Reduction factor $r_{Al}$		0.45
Reduction factor $r_{Cu}$		0.35
Reduction factor $r_{304}$		0.7

**Nominal ratings**

Operating voltage	$U_B$	10 ... 30 V
Switching frequency	$f$	0 ... 500 Hz
Hysteresis	$H$	typ. 5%
Reverse polarity protection		reverse polarity protected
Short-circuit protection		pulsing
Voltage drop	$U_d$	≤ 3 V
Operating current	$I_L$	0 ... 150 mA
Off-state current	$I_r$	0 ... 0.5 mA typ. 0.1 μA
No-load supply current	$I_0$	≤ 15 mA
Time delay before availability	$t_v$	≤ 20 ms
Switching state indicator		Multihole-LED, yellow

**Functional safety related parameters**

MTTF <sub>d</sub>	1770 a
Mission Time (T <sub>M</sub> )	20 a
Diagnostic Coverage (DC)	0 %

**Ambient conditions**

Ambient temperature	-40 ... 70 °C (-40 ... 158 °F)
---------------------	--------------------------------

**Mechanical specifications**

Connection type	Connector M12 x 1, 4-pin
Housing material	brass, nickel-plated
Sensing face	PBT
Degree of protection	IP67
Mass	30 g

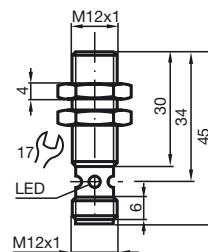
**Compliance with standards and directives**

Standard conformity	
Standards	EN 60947-5-2:2007 IEC 60947-5-2:2007

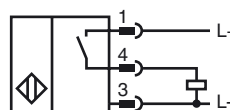
**Approvals and certificates**

EAC conformity	TR CU 020/2011
UL approval	cULus Listed, General Purpose
CSA approval	cCSAus Listed, General Purpose
CCC approval	CCC approval / marking not required for products rated ≤36 V

**Dimensions**

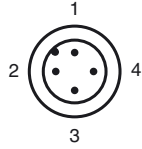


**Electrical Connection**



Release date: 2016-06-16 14:12 Date of issue: 2016-06-16 087739\_eng.xml

Pinout



Wire colors in accordance with EN 60947-5-2

1	BN	(brown)
2	WH	(white)
3	BU	(blue)
4	BK	(black)

Release date: 2016-06-16 14:12 Date of issue: 2016-06-16 087739\_eng.xml



# SCATTERGOOD & JOHNSON LTD

ELECTRICAL ENGINEERING & FLUID CONTROL DISTRIBUTORS

Est.1899

At Scattergood & Johnson Ltd, we pride ourselves on being a technical distributor to specialist industries.

Working with a range of quality product suppliers across a number of specialist markets, we are not your average 'box shifter' - we are your technical and supply chain partner.

We fully support every product we sell - for free! Our internal team and external sales engineers can answer any product or application question, no matter the complexity.

Backing up this technical ability is a range of 50,000+ products available from stock for nationwide next day delivery (same day if required!), or you can collect what you need from any of our trade counters around the UK.

Select your specialist interest below to learn more about how we can help.



Online, In Branch and On the Road - Scattergood & Johnson Ltd, there when you need us.

# [www.scatts.co.uk](http://www.scatts.co.uk)