



## Model Number

**NBB15-30GM50-WS**

## Features

- **Basic series**
- **2-wire AC**
- **15 mm quasi flush**

## Accessories

### BF 30

Mounting flange, 30 mm

### EXG-30

Quick mounting bracket with dead stop

## Technical Data

### General specifications

Switching function		Normally open (NO)
Output type		Two-wire
Rated operating distance	$s_n$	15 mm
Installation		quasi flush
Output polarity		AC
Assured operating distance	$s_a$	0 ... 12.15 mm
Actual operating distance	$s_r$	13.5 ... 16.5 mm
Reduction factor $r_{Al}$		0.33
Reduction factor $r_{Cu}$		0.28
Reduction factor $r_{304}$		0.81
Output type		2-wire

### Nominal ratings

Operating voltage	$U_B$	20 ... 253 V
Switching frequency	$f$	0 ... 20 Hz
Hysteresis	$H$	typ. 5 %
Reverse polarity protection		reverse polarity tolerant
Voltage drop	$U_d$	< 5 V ( $I_L > 50$ mA); < 8 V ( $I_L < 50$ mA)
Momentary current (20 ms, 0.1 Hz)		0 ... 1600 mA
Operating current	$I_L$	5 ... 200 mA
Off-state current	$I_r$	0 ... 1.7 mA
Operating voltage indicator		LED, green
Switching state indicator		LED, yellow

### Ambient conditions

Ambient temperature		-25 ... 70 °C (-13 ... 158 °F)
---------------------	--	--------------------------------

### Mechanical specifications

Connection type		cable PVC , 2 m
Core cross-section		0.75 mm <sup>2</sup>
Housing material		brass, nickel-plated
Sensing face		PBT
Degree of protection		IP67
Cable		
Cable diameter		6.4 mm ± 0.2 mm
Bending radius		> 10 x cable diameter
Note		1) In the temperature range below 0 °C, permissible operating voltage $U_b$ 80...253 V Safety fuse ≤ 0.3 A (quick-blow) according to IEC 60127-2 Sheet 1 Recommendation: after a short circuit, check that the device is functioning correctly.

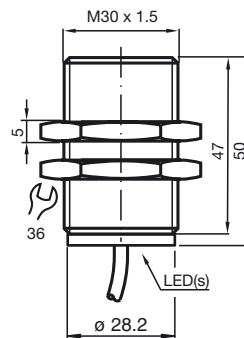
### Compliance with standards and directives

Standard conformity		
Standards		EN 60947-5-2:2007 EN 60947-5-2/A1:2012 IEC 60947-5-2:2007 IEC 60947-5-2 AMD 1:2012

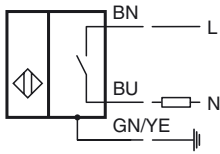
### Approvals and certificates

UL approval		cULus Listed, General Purpose
CSA approval		cCSAus Listed, General Purpose
CCC approval		Certified by China Compulsory Certification (CCC)

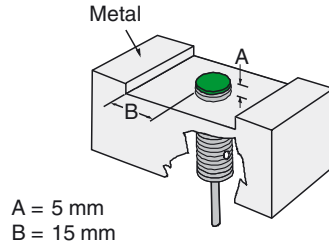
## Dimensions



Electrical Connection



Installation conditions





# SCATTERGOOD & JOHNSON LTD

ELECTRICAL ENGINEERING & FLUID CONTROL DISTRIBUTORS

Est.1899

At Scattergood & Johnson Ltd, we pride ourselves on being a technical distributor to specialist industries.

Working with a range of quality product suppliers across a number of specialist markets, we are not your average 'box shifter' - we are your technical and supply chain partner.

We fully support every product we sell - for free! Our internal team and external sales engineers can answer any product or application question, no matter the complexity.

Backing up this technical ability is a range of 50,000+ products available from stock for nationwide next day delivery (same day if required!), or you can collect what you need from any of our trade counters around the UK.

Select your specialist interest below to learn more about how we can help.



Online, In Branch and On the Road - Scattergood & Johnson Ltd, there when you need us.

# [www.scatts.co.uk](http://www.scatts.co.uk)