



Model Number

NBB2-8GM40-E2-V1-3G-3D

Features

- Increased operating distance
- 2 mm flush
- ATEX-approval for zone 2 and zone 22

Accessories

BF 8

Mounting flange, 8 mm

EXG-08

Quick mounting bracket with dead stop

Technical Data

General specifications

Switching function		Normally open (NO)
Output type		PNP
Rated operating distance	s_n	2 mm
Installation		flush
Output polarity		DC
Assured operating distance	s_a	0 ... 1.62 mm
Reduction factor r_{AI}		0.45
Reduction factor r_{CU}		0.35
Reduction factor r_{304}		0.75
Output type		3-wire

Nominal ratings

Operating voltage	U_B	10 ... 30 V DC
Switching frequency	f	0 ... 1500 Hz
Hysteresis	H	typ. 5 %
Reverse polarity protection		reverse polarity protected
Short-circuit protection		pulsing
Voltage drop	U_d	≤ 3 V
Design data		
Operating current	I_L	0 ... 100 mA
Off-state current	I_r	0 ... 0.5 mA typ. 0.1 μ A
No-load supply current	I_0	≤ 15 mA
Time delay before availability	t_v	≤ 5 ms
Switching state indicator		Multihole-LED, yellow

Ambient conditions

Ambient temperature		-25 ... 70 °C (-13 ... 158 °F)
---------------------	--	--------------------------------

Mechanical specifications

Connection type		Connector plug M12 x 1, 4-pin
Housing material		brass, nickel-plated
Sensing face		LCP
Degree of protection		IP67

General information

Use in the hazardous area		see instruction manuals
Category		3G; 3D

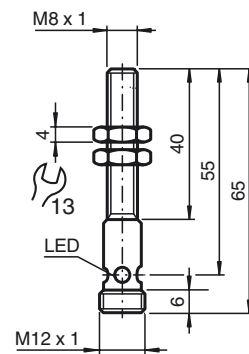
Compliance with standards and directives

Standard conformity		
Standards		EN 60947-5-2:2007 IEC 60947-5-2:2007

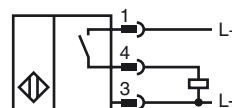
Approvals and certificates

UL approval		cULus Listed, General Purpose
CSA approval		cCSAus Listed, General Purpose
CCC approval		CCC approval / marking not required for products rated ≤ 36 V

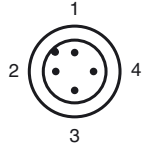
Dimensions



Electrical Connection



Pinout



Wire colors in accordance with EN 60947-5-2

1	BN	(brown)
2	WH	(white)
3	BU	(blue)
4	BK	(black)

Equipment protection level Gc (nA)

Certificate	PF 15CERT3754 X
CE marking	CE
ATEX marking	II 3G Ex nA IIC T6 Gc The Ex-related marking can also be printed on the enclosed label.
Standards	EN 60079-0:2012+A11:2013, EN 60079-15:2010 Ignition protection category "n" Use is restricted to the following stated conditions
Special conditions	
Maximum operating current I_L	The maximum permissible load current must be restricted to the values given in the following list. High load currents and load short-circuits are not permitted.
Maximum operating voltage U_{Bmax}	The maximum permissible operating voltage U_{Bmax} is restricted to the values in the following list. Tolerances are not permissible.
Maximum permissible ambient temperature T_{Umax}	dependant of the load current I_L and the max. operating voltage U_{Bmax} Information can be taken from the following list.
at $U_{Bmax}=30\text{ V}$, $I_L=100\text{ mA}$	49 °C (120.2 °F)
at $U_{Bmax}=30\text{ V}$, $I_L=50\text{ mA}$	51 °C (123.8 °F)

Equipment protection level Dc

CE marking	CE
ATEX marking	II 3D IP67 T 90 °C (194 °F) X The Ex-significant identification is on the enclosed adhesive label
Standards	EN 50281-1-1 Protection via housing Use is restricted to the following stated conditions
Special conditions	
Maximum heating (Temperature rise)	dependant of the load current I_L and the max. operating voltage U_{Bmax} Information can be taken from the following list. The maximum surface temperature at maximum ambient temperature is given in the Ex identification of the apparatus.
at $U_{Bmax}=30\text{ V}$, $I_L=100\text{ mA}$	20 K
at $U_{Bmax}=30\text{ V}$, $I_L=50\text{ mA}$	19 K

Equipment protection level Dc (tc)

CE marking	CE
ATEX marking	II 3D Ex tc IIIC T80°C Dc The Ex-related marking can also be printed on the enclosed label.
Standards	EN 60079-0:2012+A11:2013, EN 60079-31:2014 Protection by enclosure "tc" Some of the information in this instruction manual is more specific than the information provided in the datasheet.
General	The corresponding datasheets, declarations of conformity, EC-type examination certificates, certifications, and control drawings, where applicable (see datasheets), form an integral part of this document. These documents can be found at www.pepperl-fuchs.com . The maximum surface temperature of the device was determined without a layer of dust on the apparatus. Some of the information in this instruction manual is more specific than the information provided in the datasheet.
Special conditions	
Maximum permissible ambient temperature T_{Umax}	dependant of the load current I_L and the max. operating voltage U_{Bmax} Information can be taken from the following list.
at $U_{Bmax}=30\text{ V}$, $I_L=100\text{ mA}$	49 °C (120.2 °F)
at $U_{Bmax}=30\text{ V}$, $I_L=50\text{ mA}$	51 °C (123.8 °F)

Equipment protection level Dc (tD)

General	The apparatus has to be operated according to the appropriate data in the data sheet and in this instruction manual. The maximum surface temperature has been determined in accordance with method A without a dust layer on the equipment. The data stated in the data sheet are restricted by this operating instruction! The special conditions must be adhered to!
---------	--

Refer to "General Notes Relating to Pepperl+Fuchs Product Information".

Pepperl+Fuchs Group
www.pepperl-fuchs.com

USA: +1 330 486 0001
fa-info@us.pepperl-fuchs.com

Germany: +49 621 776 1111
fa-info@de.pepperl-fuchs.com

Singapore: +65 6779 9091
fa-info@sg.pepperl-fuchs.com

 PEPPERL+FUCHS

Special conditions

Maximum permissible ambient temperature $T_{U_{max}}$ dependant of the load current I_L and the max. operating voltage $U_{B_{max}}$
Information can be taken from the following list.

at $U_{B_{max}}=30\text{ V}$, $I_L=100\text{ mA}$

49 °C (120.2 °F)

at $U_{B_{max}}=30\text{ V}$, $I_L=50\text{ mA}$

51 °C (123.8 °F)



SCATTERGOOD & JOHNSON LTD

ELECTRICAL ENGINEERING & FLUID CONTROL DISTRIBUTORS

Est.1899

At Scattergood & Johnson Ltd, we pride ourselves on being a technical distributor to specialist industries.

Working with a range of quality product suppliers across a number of specialist markets, we are not your average 'box shifter' - we are your technical and supply chain partner.

We fully support every product we sell - for free! Our internal team and external sales engineers can answer any product or application question, no matter the complexity.

Backing up this technical ability is a range of 50,000+ products available from stock for nationwide next day delivery (same day if required!), or you can collect what you need from any of our trade counters around the UK.

Select your specialist interest below to learn more about how we can help.



Online, In Branch and On the Road - Scattergood & Johnson Ltd, there when you need us.

www.scatts.co.uk