



## Model Number

**NJ10-30GM-N-V1**

## Features

- 10 mm flush
- Usable up to SIL 2 acc. to IEC 61508

## Accessories

### V1-G

Female connector, M12, 4-pin, field attachable

### V1-G-N-2M-PUR

Female cordset, M12, 2-pin, NAMUR, PUR cable

### V1-W-N-2M-PUR

Female cordset, M12, 2-pin, NAMUR, PUR cable

### BF 30

Mounting flange, 30 mm

### V1-W

Female connector, M12, 4-pin, field attachable

### EXG-18

Quick mounting bracket with dead stop

## Technical Data

### General specifications

Switching function		Normally closed (NC)
Output type		NAMUR
Rated operating distance	$s_n$	10 mm
Installation		flush
Assured operating distance	$s_a$	0 ... 8.1 mm
Reduction factor $r_{AI}$		0.4
Reduction factor $r_{Cu}$		0.3
Reduction factor $r_{304}$		0.85
Output type		2-wire

### Nominal ratings

Nominal voltage	$U_o$	8.2 V ( $R_i$ approx. 1 k $\Omega$ )
Switching frequency	f	0 ... 300 Hz
Hysteresis	H	1 ... 10 typ. 5 %
Current consumption		
Measuring plate not detected		≥ 3 mA
Measuring plate detected		≤ 1 mA

### Ambient conditions

Ambient temperature		-25 ... 100 °C (-13 ... 212 °F)
---------------------	--	---------------------------------

### Mechanical specifications

Connection type		Connector plug M12 x 1, 4-pin
Housing material		Stainless steel 1.4305 / AISI 303
Sensing face		PBT
Degree of protection		IP65

### General information

Use in the hazardous area		see instruction manuals
Category		1G; 2G

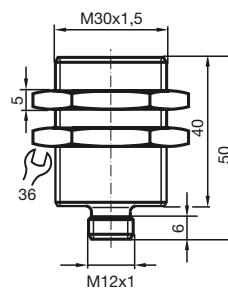
### Compliance with standards and directives

Standard conformity		
NAMUR		EN 60947-5-6:2000 IEC 60947-5-6:1999
Standards		EN 60947-5-2:2007 EN 60947-5-2/A1:2012 IEC 60947-5-2:2007 IEC 60947-5-2 AMD 1:2012

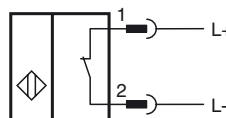
### Approvals and certificates

EAC conformity		TR CU 012/2011
FM approval		
Control drawing		116-0165
UL approval		
Ordinary Location		E87056
Hazardous Location		E501628
Control drawing		116-0452
CSA approval		cCSAus Listed, General Purpose
CCC approval		CCC approval / marking not required for products rated ≤36 V

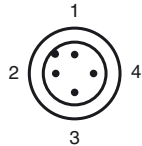
## Dimensions



## Electrical Connection



## Pinout



Wire colors in accordance with EN 60947-5-6

1		BN	(brown)
2		BU	(blue)

## Equipment protection level Ga

CE marking		CE 0102
ATEX marking		Ex II 1G Ex ia IIC T6...T1 Ga The Ex-related marking can also be printed on the enclosed label.
Standards		EN 60079-0:2012+A11:2013 EN 60079-11:2012 Ignition protection "Intrinsic safety" Use is restricted to the following stated conditions
Appropriate type		NJ 10-30GM-N...
Effective internal capacitance	$C_i$	$\leq 140$ nF ; a cable length of 10 m is considered.
Effective internal inductance	$L_i$	$\leq 100$ $\mu$ H ; a cable length of 10 m is considered.
Ambient temperature		Details of the correlation between the type of circuit connected, the maximum permissible ambient temperature, the temperature class, and the effective internal reactance values can be found on the EC-type examination certificate. <b>Note:</b> Use the temperature table for category 1 !!! The 20 % reduction in accordance with EN 1127-1 has already been applied to the temperature table for category 1.

## Equipment protection level Gb

CE marking		CE 0102
ATEX marking		Ex II 1G Ex ia IIC T6...T1 Ga The Ex-related marking can also be printed on the enclosed label.
Standards		EN 60079-0:2012+A11:2013 EN 60079-11:2012 Ignition protection "Intrinsic safety" Use is restricted to the following stated conditions
Appropriate type		NJ 10-30GM-N...
Effective internal capacitance	$C_i$	$\leq 140$ nF ; a cable length of 10 m is considered.
Effective internal inductance	$L_i$	$\leq 100$ $\mu$ H ; a cable length of 10 m is considered.
Maximum permissible ambient temperature $T_{amb}$		Details of the correlation between the type of circuit connected, the maximum permissible ambient temperature, the temperature class, and the effective internal reactance values can be found on the EC-type examination certificate.

## Equipment protection level Da

CE marking		CE 0102
ATEX marking		Ex II 1D Ex ia IIIC T135°C Da The Ex-related marking can also be printed on the enclosed label.
Standards		EN 60079-0:2012+A11:2013 EN 60079-11:2012 Ignition protection "Intrinsic safety" Use is restricted to the following stated conditions
Appropriate type		NJ 10-30GM-N...
Effective internal capacitance	$C_i$	$\leq 140$ nF ; a cable length of 10 m is considered.
Effective internal inductance	$L_i$	$\leq 100$ $\mu$ H ; a cable length of 10 m is considered.
Maximum permissible ambient temperature $T_{amb}$		Details of the correlation between the type of circuit connected, the maximum permissible ambient temperature, the surface temperature, and the effective internal reactance values can be found on the EC-type-examination certificate. <b>The maximum permissible ambient temperature of the data sheet must be noted, in addition, the lower of the two values must be maintained.</b>

Release date: 2019-07-08 14:30 Date of issue: 2019-07-08 106483\_eng.xml



# SCATTERGOOD & JOHNSON LTD

ELECTRICAL ENGINEERING & FLUID CONTROL DISTRIBUTORS

Est.1899

At Scattergood & Johnson Ltd, we pride ourselves on being a technical distributor to specialist industries.

Working with a range of quality product suppliers across a number of specialist markets, we are not your average 'box shifter' - we are your technical and supply chain partner.

We fully support every product we sell - for free! Our internal team and external sales engineers can answer any product or application question, no matter the complexity.

Backing up this technical ability is a range of 50,000+ products available from stock for nationwide next day delivery (same day if required!), or you can collect what you need from any of our trade counters around the UK.

Select your specialist interest below to learn more about how we can help.



Online, In Branch and On the Road - Scattergood & Johnson Ltd, there when you need us.

# [www.scatts.co.uk](http://www.scatts.co.uk)