



Model Number

NJ2-12GM-N-V1

Features

- 2 mm flush
- Usable up to SIL 2 acc. to IEC 61508

Accessories

V1-G

Female connector, M12, 4-pin, field attachable

V1-W

Female connector, M12, 4-pin, field attachable

V1-G-N-2M-PUR

Female cordset, M12, 2-pin, NAMUR, PUR cable

V1-W-N-2M-PUR

Female cordset, M12, 2-pin, NAMUR, PUR cable

EXG-12

Quick mounting bracket with dead stop

BF 12

Mounting flange, 12 mm

Technical Data

General specifications

Switching function	Normally closed (NC)
Output type	NAMUR
Rated operating distance	s_n 2 mm
Installation	flush
Assured operating distance	s_a 0 ... 1.62 mm
Reduction factor r_{AI}	0.4
Reduction factor r_{Cu}	0.3
Reduction factor r_{304}	0.85
Output type	2-wire

Nominal ratings

Nominal voltage	U_o	8.2 V (R_i approx. 1 k Ω)
Operating voltage	U_B	5 ... 25 V
Switching frequency	f	0 ... 2000 Hz
Hysteresis	H	3 %
Suitable for 2:1 technology		yes, Reverse polarity protection diode not required
Current consumption		
Measuring plate not detected		≥ 3 mA at nominal voltage
Measuring plate detected		≤ 1 mA at nominal voltage

Functional safety related parameters

Safety Integrity Level (SIL)	SIL 2
MTTF _d	5887 a
Mission Time (T_M)	20 a
Diagnostic Coverage (DC)	0 %

Ambient conditions

Ambient temperature	-25 ... 100 °C (-13 ... 212 °F)
---------------------	---------------------------------

Mechanical specifications

Connection type	Connector plug M12 x 1, 4-pin
Housing material	Stainless steel 1.4305 / AISI 303
Sensing face	PBT
Degree of protection	IP67

General information

Scope of delivery	2 self locking nuts in scope of delivery
Use in the hazardous area	see instruction manuals

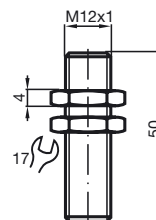
Compliance with standards and directives

Standard conformity	
NAMUR	EN 60947-5-6:2000 IEC 60947-5-6:1999
Standards	EN 60947-5-2:2007 EN 60947-5-2/A1:2012 IEC 60947-5-2:2007 IEC 60947-5-2 AMD 1:2012

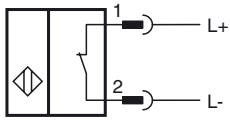
Approvals and certificates

EAC conformity	TR CU 012/2011
FM approval	
Control drawing	116-0165
UL approval	
Ordinary Location	E87056
Hazardous Location	E501628
Control drawing	116-0452
CSA approval	cCSAus Listed, General Purpose
CCC approval	CCC approval / marking not required for products rated ≤ 36 V
ANZEx	18.3018X

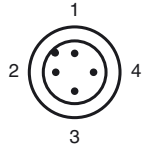
Dimensions



Electrical Connection



Pinout



Wire colors in accordance with EN 60947-5-6

1	BN	(brown)
2	BU	(blue)

Data for application in connection with hazardous areas

Equipment protection level	Ga , Gb , Da , Mb
----------------------------	-------------------

Equipment protection level Ga

Type of protection	intrinsic safety
CE marking	CE 0102

Certificates

Appropriate type	NJ 2-12GM-N...
ATEX certificate	PTB 00 ATEX 2048 X
ATEX marking	Ⓔ II 1G Ex ia IIC T6...T1 Ga
Standards	EN 60079-0:2012+A11:2013 , EN 60079-11:2012
IECEX certificate	IECEX PTB 11.0037X
IECEX marking	Ex ia IIC T6...T1 Ga
Standards	IEC 60079-0:2011 , IEC 60079-11:2011

Effective internal capacitance	C_i	≤ 30 nF A cable length of 10 m is considered.
--------------------------------	-------	---

Effective internal inductance	L_i	≤ 50 μ H A cable length of 10 m is considered.
-------------------------------	-------	--

Maximum permissible ambient temperature T_{amb}	Also observe the maximum permissible ambient temperature stated in the general technical data. Keep to the lower of the two values.
---	--

for ATEX	<p>at $U_i = 16$ V , $I_i = 25$ mA , $P_i = 34$ mW , T6 : 59 °C (138.2 °F) T5 : 71 °C (159.8 °F) T4 : 99 °C (210.2 °F) T3 : 99 °C (210.2 °F) T2 : 99 °C (210.2 °F) T1 : 99 °C (210.2 °F)</p> <p>at $U_i = 16$ V , $I_i = 25$ mA , $P_i = 64$ mW , T6 : 56 °C (132.8 °F) T5 : 68 °C (154.4 °F) T4 : 96 °C (204.8 °F) T3 : 96 °C (204.8 °F) T2 : 96 °C (204.8 °F) T1 : 96 °C (204.8 °F)</p> <p>at $U_i = 16$ V , $I_i = 52$ mA , $P_i = 169$ mW , T6 : 45 °C (113 °F) T5 : 57 °C (134.6 °F) T4 : 81 °C (177.8 °F) T3 : 81 °C (177.8 °F) T2 : 81 °C (177.8 °F) T1 : 81 °C (177.8 °F)</p> <p>at $U_i = 16$ V , $I_i = 76$ mA , $P_i = 242$ mW , T6 : 37 °C (98.6 °F) T5 : 49 °C (120.2 °F) T4 : 63 °C (145.4 °F) T3 : 63 °C (145.4 °F) T2 : 63 °C (145.4 °F) T1 : 63 °C (145.4 °F)</p>
----------	--

for IECEX	<p>at $U_i = 16$ V , $I_i = 25$ mA , $P_i = 34$ mW , T6 : 76 °C (168.8 °F) T5 : 91 °C (195.8 °F) T4 : 100 °C (212 °F) T3 : 100 °C (212 °F) T2 : 100 °C (212 °F) T1 : 100 °C (212 °F)</p> <p>at $U_i = 16$ V , $I_i = 25$ mA , $P_i = 64$ mW , T6 : 73 °C (163.4 °F) T5 : 88 °C (190.4 °F) T4 : 100 °C (212 °F) T3 : 100 °C (212 °F) T2 : 100 °C (212 °F) T1 : 100 °C (212 °F)</p> <p>at $U_i = 16$ V , $I_i = 52$ mA , $P_i = 169$ mW , T6 : 62 °C (143.6 °F) T5 : 77 °C (170.6 °F) T4 : 81 °C (177.8 °F) T3 : 81 °C (177.8 °F) T2 : 81 °C (177.8 °F) T1 : 81 °C (177.8 °F)</p> <p>at $U_i = 16$ V , $I_i = 76$ mA , $P_i = 242$ mW , T6 : 54 °C (129.2 °F) T5 : 63 °C (145.4 °F) T4 : 63 °C (145.4 °F) T3 : 63 °C (145.4 °F) T2 : 63 °C (145.4 °F) T1 : 63 °C (145.4 °F)</p>
-----------	---

Release date: 2019-07-29 11:38 Date of issue: 2019-08-26 106397_eng.xml

Refer to "General Notes Relating to Pepperl+Fuchs Product Information".

Pepperl+Fuchs Group
www.pepperl-fuchs.comUSA: +1 330 486 0001
fa-info@us.pepperl-fuchs.comGermany: +49 621 776 1111
fa.info@de.pepperl-fuchs.comSingapore: +65 6779 9091
fa.info@sg.pepperl-fuchs.com

DOWNLOADED FROM WWW.SCATTS.CO.UK


PEPPERL+FUCHS

Equipment protection level Gb

Type of protection	intrinsic safety	
CE marking	CE 0102	
Certificates		
Appropriate type	NJ 2-12GM-N...	
ATEX certificate	PTB 00 ATEX 2048 X	
ATEX marking	Ex II 1G Ex ia IIC T6...T1 Ga	
Standards	EN 60079-0:2012+A11:2013 , EN 60079-11:2012	
IECEX certificate	IECEX PTB 11.0037X	
IECEX marking	Ex ia IIC T6...T1 Ga	
Standards	IEC 60079-0:2011 , IEC 60079-11:2011	
Effective internal capacitance	C_i	≤ 30 nF A cable length of 10 m is considered.
Effective internal inductance	L_i	≤ 50 μ H A cable length of 10 m is considered.
Maximum permissible ambient temperature T_{amb}	Also observe the maximum permissible ambient temperature stated in the general technical data. Keep to the lower of the two values. at $U_i = 16$ V , $I_i = 25$ mA , $P_i = 34$ mW , T6 : 76 °C (168.8 °F) T5 : 91 °C (195.8 °F) T4 : 100 °C (212 °F) T3 : 100 °C (212 °F) T2 : 100 °C (212 °F) T1 : 100 °C (212 °F) at $U_i = 16$ V , $I_i = 25$ mA , $P_i = 64$ mW , T6 : 73 °C (163.4 °F) T5 : 88 °C (190.4 °F) T4 : 100 °C (212 °F) T3 : 100 °C (212 °F) T2 : 100 °C (212 °F) T1 : 100 °C (212 °F) at $U_i = 16$ V , $I_i = 52$ mA , $P_i = 169$ mW , T6 : 62 °C (143.6 °F) T5 : 77 °C (170.6 °F) T4 : 81 °C (177.8 °F) T3 : 81 °C (177.8 °F) T2 : 81 °C (177.8 °F) T1 : 81 °C (177.8 °F) at $U_i = 16$ V , $I_i = 76$ mA , $P_i = 242$ mW , T6 : 54 °C (129.2 °F) T5 : 63 °C (145.4 °F) T4 : 63 °C (145.4 °F) T3 : 63 °C (145.4 °F) T2 : 63 °C (145.4 °F) T1 : 63 °C (145.4 °F)	

Equipment protection level Da

Type of protection	intrinsic safety	
CE marking	CE 0102	
Certificates		
Appropriate type	NJ 2-12GM-N...	
ATEX certificate	PTB 00 ATEX 2048 X	
ATEX marking	Ex II 1D Ex ia IIIC T135°C Da	
Standards	EN 60079-0:2012+A11:2013 , EN 60079-11:2012	
IECEX certificate	IECEX PTB 11.0037X	
IECEX marking	Ex ia IIIC T135°C Da	
Standards	IEC 60079-0:2011 , IEC 60079-11:2011	
Effective internal capacitance	C_i	≤ 30 nF A cable length of 10 m is considered.
Effective internal inductance	L_i	≤ 50 μ H A cable length of 10 m is considered.
Maximum permissible ambient temperature T_{amb}	Also observe the maximum permissible ambient temperature stated in the general technical data. Keep to the lower of the two values. at $U_i = 16$ V , $I_i = 25$ mA , $P_i = 34$ mW : 100 °C (212 °F) at $U_i = 16$ V , $I_i = 25$ mA , $P_i = 64$ mW : 100 °C (212 °F) at $U_i = 16$ V , $I_i = 52$ mA , $P_i = 169$ mW : 81 °C (177.8 °F) at $U_i = 16$ V , $I_i = 76$ mA , $P_i = 242$ mW : 63 °C (145.4 °F)	

Equipment protection level Mb

Type of protection	intrinsic safety	
Certificates		
Appropriate type	NJ 2-12GM-N...	
IECEX certificate	IECEX PTB 11.0037X	
IECEX marking	Ex ia I Mb	
Standards	IEC 60079-0:2011 , IEC 60079-11:2011	
Effective internal capacitance	C_i	≤ 30 nF A cable length of 10 m is considered.
Effective internal inductance	L_i	≤ 50 μ H A cable length of 10 m is considered.

Maximum permissible ambient temperature T_{amb}

Also observe the maximum permissible ambient temperature stated in the general technical data.
Keep to the lower of the two values.

at $U_i = 16\text{ V}$, $I_i = 25\text{ mA}$, $P_i = 34\text{ mW}$: 100 °C (212 °F)

at $U_i = 16\text{ V}$, $I_i = 25\text{ mA}$, $P_i = 64\text{ mW}$: 100 °C (212 °F)

at $U_i = 16\text{ V}$, $I_i = 52\text{ mA}$, $P_i = 169\text{ mW}$: 81 °C (177.8 °F)

at $U_i = 16\text{ V}$, $I_i = 76\text{ mA}$, $P_i = 242\text{ mW}$: 63 °C (145.4 °F)

Release date: 2019-07-29 11:38 Date of issue: 2019-08-26 106397_eng.xml

Refer to "General Notes Relating to Pepperl+Fuchs Product Information".

Pepperl+Fuchs Group
www.pepperl-fuchs.com

USA: +1 330 486 0001
fa-info@us.pepperl-fuchs.com

Germany: +49 621 776 1111
fa-info@de.pepperl-fuchs.com

Singapore: +65 6779 9091
fa-info@sg.pepperl-fuchs.com

DOWNLOADED FROM WWW.SCATTS.CO.UK



SCATTERGOOD & JOHNSON LTD

ELECTRICAL ENGINEERING & FLUID CONTROL DISTRIBUTORS

Est.1899

At Scattergood & Johnson Ltd, we pride ourselves on being a technical distributor to specialist industries.

Working with a range of quality product suppliers across a number of specialist markets, we are not your average 'box shifter' - we are your technical and supply chain partner.

We fully support every product we sell - for free! Our internal team and external sales engineers can answer any product or application question, no matter the complexity.

Backing up this technical ability is a range of 50,000+ products available from stock for nationwide next day delivery (same day if required!), or you can collect what you need from any of our trade counters around the UK.

Select your specialist interest below to learn more about how we can help.



Online, In Branch and On the Road - Scattergood & Johnson Ltd, there when you need us.

www.scatts.co.uk