



## Model Number

**NJ5-18GM-N-V1**

## Features

- 5 mm flush
- Usable up to SIL 2 acc. to IEC 61508

## Accessories

### V1-G

Female connector, M12, 4-pin, field attachable

### V1-W

Female connector, M12, 4-pin, field attachable

### V1-G-N-2M-PUR

Female cordset, M12, 2-pin, NAMUR, PUR cable

### V1-W-N-2M-PUR

Female cordset, M12, 2-pin, NAMUR, PUR cable

### BF 18

Mounting flange, 18 mm

### EXG-18

Quick mounting bracket with dead stop

## Technical Data

### General specifications

Switching function		Normally closed (NC)
Output type		NAMUR
Rated operating distance	$s_n$	5 mm
Installation		flush
Assured operating distance	$s_a$	0 ... 4.05 mm
Reduction factor $r_{AI}$		0.21
Reduction factor $r_{Cu}$		0.18
Reduction factor $r_{304}$		0.63
Output type		2-wire

### Nominal ratings

Nominal voltage	$U_o$	8.2 V ( $R_i$ approx. 1 k $\Omega$ )
Operating voltage	$U_B$	5 ... 25 V
Switching frequency	f	0 ... 500 Hz
Hysteresis	H	3 %

### Current consumption

Measuring plate not detected	$\geq 3$ mA at nominal voltage
Measuring plate detected	$\leq 1$ mA at nominal voltage

### Ambient conditions

Ambient temperature	-25 ... 100 °C (-13 ... 212 °F)
---------------------	---------------------------------

### Mechanical specifications

Connection type	Connector plug M12 x 1, 4-pin
Housing material	Stainless steel 1.4305 / AISI 303
Sensing face	PBT
Degree of protection	IP67

### General information

Use in the hazardous area	see instruction manuals
Category	1G; 2G

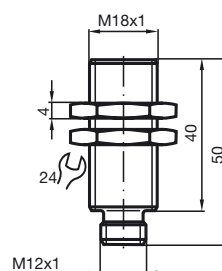
### Compliance with standards and directives

Standard conformity	
NAMUR	EN 60947-5-6:2000 IEC 60947-5-6:1999
Standards	EN 60947-5-2:2007 EN 60947-5-2/A1:2012 IEC 60947-5-2:2007 IEC 60947-5-2 AMD 1:2012

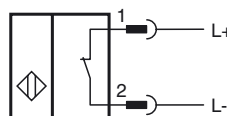
### Approvals and certificates

EAC conformity	TR CU 012/2011
FM approval	
Control drawing	116-0165
UL approval	
Ordinary Location	E87056
Hazardous Location	E501628
Control drawing	116-0452
CSA approval	cCSAus Listed, General Purpose
CCC approval	CCC approval / marking not required for products rated $\leq 36$ V

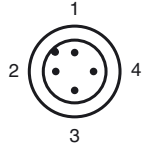
## Dimensions



## Electrical Connection



## Pinout



Wire colors in accordance with EN 60947-5-6

1		BN	(brown)
2		BU	(blue)

## Equipment protection level Ga

CE marking		CE 0102
ATEX marking		Ex II 1G Ex ia IIC T6...T1 Ga The Ex-related marking can also be printed on the enclosed label.
Standards		EN 60079-0:2012+A11:2013 EN 60079-11:2012 Ignition protection "Intrinsic safety" Use is restricted to the following stated conditions
Appropriate type		NJ 5-18GM-N...
Effective internal capacitance	$C_i$	$\leq 70$ nF ; a cable length of 10 m is considered.
Effective internal inductance	$L_i$	$\leq 50$ $\mu$ H ; a cable length of 10 m is considered.
Ambient temperature		Details of the correlation between the type of circuit connected, the maximum permissible ambient temperature, the temperature class, and the effective internal reactance values can be found on the EC-type examination certificate. <b>Note:</b> Use the temperature table for category 1 !!! The 20 % reduction in accordance with EN 1127-1 has already been applied to the temperature table for category 1.

## Equipment protection level Gb

CE marking		CE 0102
ATEX marking		Ex II 1G Ex ia IIC T6...T1 Ga The Ex-related marking can also be printed on the enclosed label.
Standards		EN 60079-0:2012+A11:2013 EN 60079-11:2012 Ignition protection "Intrinsic safety" Use is restricted to the following stated conditions
Appropriate type		NJ 5-18GM-N...
Effective internal capacitance	$C_i$	$\leq 70$ nF ; a cable length of 10 m is considered.
Effective internal inductance	$L_i$	$\leq 50$ $\mu$ H ; a cable length of 10 m is considered.
Maximum permissible ambient temperature $T_{amb}$		Details of the correlation between the type of circuit connected, the maximum permissible ambient temperature, the temperature class, and the effective internal reactance values can be found on the EC-type examination certificate.

## Equipment protection level Da

CE marking		CE 0102
ATEX marking		Ex II 1D Ex ia IIIC T135°C Da The Ex-related marking can also be printed on the enclosed label.
Standards		EN 60079-0:2012+A11:2013 EN 60079-11:2012 Ignition protection "Intrinsic safety" Use is restricted to the following stated conditions
Appropriate type		NJ 5-18GM-N...
Effective internal capacitance	$C_i$	$\leq 70$ nF ; a cable length of 10 m is considered.
Effective internal inductance	$L_i$	$\leq 50$ $\mu$ H ; a cable length of 10 m is considered.
Maximum permissible ambient temperature $T_{amb}$		Details of the correlation between the type of circuit connected, the maximum permissible ambient temperature, the surface temperature, and the effective internal reactance values can be found on the EC-type-examination certificate. <b>The maximum permissible ambient temperature of the data sheet must be noted, in addition, the lower of the two values must be maintained.</b>

Release date: 2019-07-08 14:31 Date of issue: 2019-07-08 106453\_eng.xml



# SCATTERGOOD & JOHNSON LTD

ELECTRICAL ENGINEERING & FLUID CONTROL DISTRIBUTORS

Est.1899

At Scattergood & Johnson Ltd, we pride ourselves on being a technical distributor to specialist industries.

Working with a range of quality product suppliers across a number of specialist markets, we are not your average 'box shifter' - we are your technical and supply chain partner.

We fully support every product we sell - for free! Our internal team and external sales engineers can answer any product or application question, no matter the complexity.

Backing up this technical ability is a range of 50,000+ products available from stock for nationwide next day delivery (same day if required!), or you can collect what you need from any of our trade counters around the UK.

Select your specialist interest below to learn more about how we can help.



Online, In Branch and On the Road - Scattergood & Johnson Ltd, there when you need us.

# [www.scatts.co.uk](http://www.scatts.co.uk)