



Model Number

GLV18-8-400-S/73/120

Diffuse mode sensor
with 4-pin, M12 x 1 plastic connector

Features

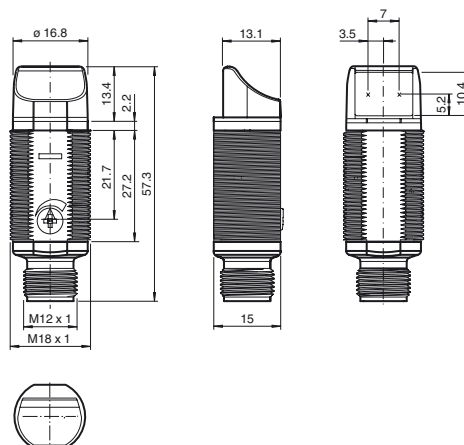
- Efficient Line in a short M18 plastic housing for standard applications
- Very high detection range
- 4 LEDs indicator for 360° visibility
- Optimized potentiometer design for a clear control button layout in the application
- Sidelookerversion
- DC voltage version

Product information

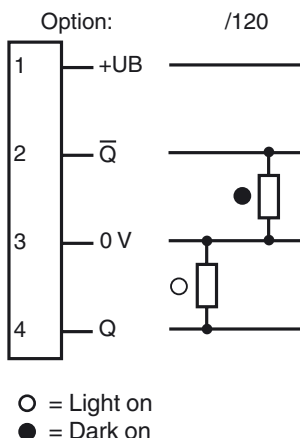
The GLV/GLK18 series sensors help improve the efficiency of machines and systems. The design of the M18 plastic housing, the connection technology, and sensor properties are highly standardized. Concentrating on the key sensor requirements has produced a robust and reliable product series for DC and AC/DC voltage systems without any over-engineering. The mounting set included in the scope of delivery and the optimized potentiometer design ensure fast assembly and easy configuration.

Release date: 2019-11-29 14:47 Date of issue: 2019-11-29 190548_eng.xml

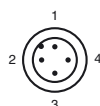
Dimensions



Electrical connection



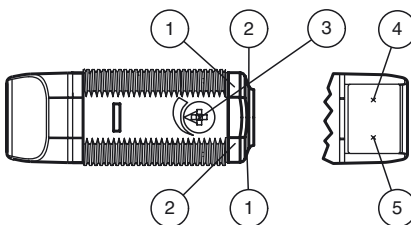
Pinout



Wire colors in accordance with EN 60947-5-2

- 1 | BN (brown)
- 2 | WH (white)
- 3 | BU (blue)
- 4 | BK (black)

Indicators/operating means



| | | |
|---|------------------------|--------|
| 1 | Operating display | green |
| 2 | Signal display | yellow |
| 3 | Sensitivity adjustment | |
| 4 | Emitter | |
| 5 | Receiver | |

Technical data**General specifications**

| | |
|----------------------------|--------------------------------------|
| Detection range | 50 ... 400 mm adjustable |
| Detection range max. | 0 ... 400 mm |
| Reference target | 100 mm x 100 mm Kodak white |
| Light source | LED |
| Light type | modulated visible red light , 640 nm |
| Diameter of the light spot | approx. 30 mm at 400 mm |
| Angle of divergence | approx. 4 ° |
| Optical face | lateral |
| Ambient light limit | 30000 Lux |
| Hysteresis | H < 15 % |

Functional safety related parameters

| | |
|--------------------------------|-------|
| MTTF _d | 920 a |
| Mission Time (T _M) | 20 a |
| Diagnostic Coverage (DC) | 0 % |

Indicators/operating means

| | |
|---------------------|--|
| Operation indicator | LED green, statically lit Power on |
| Function indicator | LED yellow: lights when object is detected ; flashes when falling short of the stability control |
| Control elements | sensitivity adjustment |

Electrical specifications

| | | |
|------------------------|----------------|----------------|
| Operating voltage | U _B | 10 ... 30 V DC |
| No-load supply current | I ₀ | < 20 mA |

Output

| | | |
|---------------------|--|------------|
| Switching type | light/dark on | |
| Signal output | 2 PNP, complementary, short-circuit protected, open collectors | |
| Switching voltage | max. 30 V DC | |
| Switching current | max. 100 mA | |
| Voltage drop | U _d | ≤ 1.5 V DC |
| Switching frequency | f | 500 Hz |
| Response time | | ≤ 1 ms |

Conformity

| | |
|------------------|--------------|
| Product standard | EN 60947-5-2 |
|------------------|--------------|

Ambient conditions

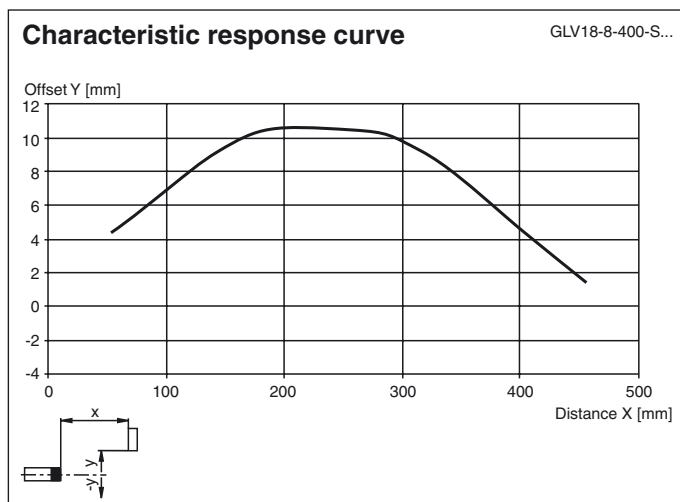
| | |
|---------------------|--------------------------------|
| Ambient temperature | -25 ... 60 °C (-13 ... 140 °F) |
| Storage temperature | -40 ... 70 °C (-40 ... 158 °F) |

Mechanical specifications

| | |
|----------------------|--------------------------|
| Degree of protection | IP67 |
| Connection | 4-pin, M12 x 1 connector |
| Material | |
| Housing | PC |
| Optical face | PMMA |
| Connector | plastic |
| Mass | approx. 10 g |

Approvals and certificates

| | |
|------------------|--|
| Protection class | II, rated insulation voltage ≤ 250 V AC with pollution degree 1-2 according to IEC 60664-1 |
| UL approval | cULus Listed, Class 2 Power Source |
| CCC approval | CCC approval / marking not required for products rated ≤ 36 V |

Curves/Diagrams**Accessories****CPZ18B03**

Mounting Bracket with swivel nut

BF 18

Mounting flange, 18 mm

BF 18-F

Plastic mounting adapter, 18 mm

BF 5-30

Universal mounting bracket for cylindrical sensors with a diameter of 5 ... 30 mm

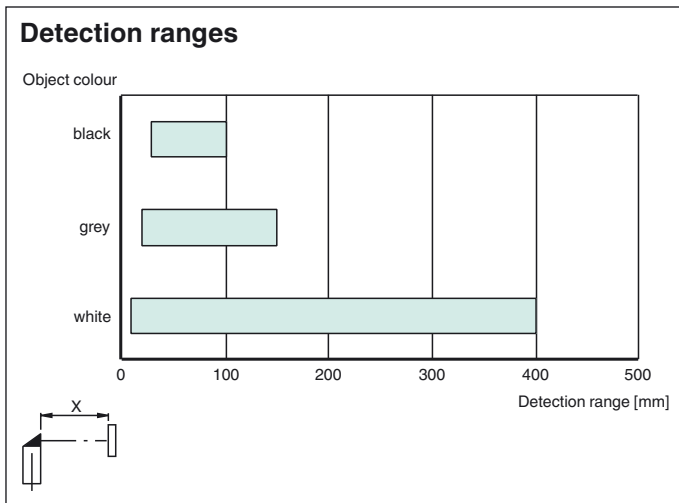
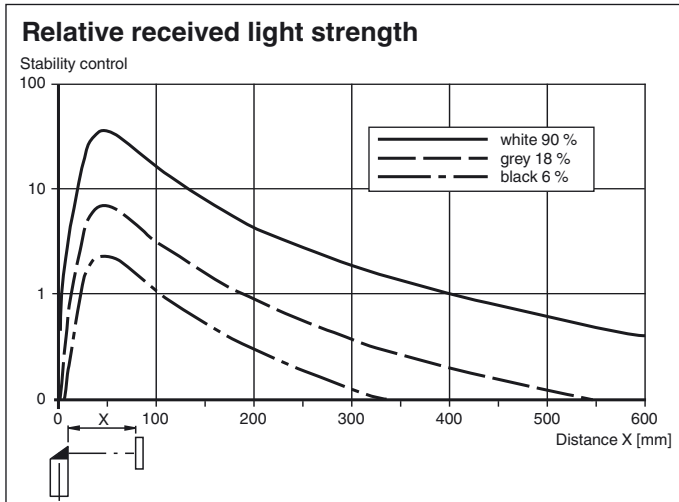
V1-G-2M-PUR

Female cordset, M12, 4-pin, PUR cable

V1-W-2M-PUR

Female cordset, M12, 4-pin, PUR cable

Other suitable accessories can be found at www.pepperl-fuchs.com



Release date: 2019-11-29 14:47 Date of issue: 2019-11-29 190548_eng.xml

Refer to "General Notes Relating to Pepperl+Fuchs Product Information".

Pepperl+Fuchs Group
www.pepperl-fuchs.com

USA: +1 330 486 0001
fa-info@us.pepperl-fuchs.com

Germany: +49 621 776 1111
fa-info@de.pepperl-fuchs.com

Singapore: +65 6779 9091
fa-info@sg.pepperl-fuchs.com



SCATTERGOOD & JOHNSON LTD

ELECTRICAL ENGINEERING & FLUID CONTROL DISTRIBUTORS

Est.1899

At Scattergood & Johnson Ltd, we pride ourselves on being a technical distributor to specialist industries.

Working with a range of quality product suppliers across a number of specialist markets, we are not your average 'box shifter' - we are your technical and supply chain partner.

We fully support every product we sell - for free! Our internal team and external sales engineers can answer any product or application question, no matter the complexity.

Backing up this technical ability is a range of 50,000+ products available from stock for nationwide next day delivery (same day if required!), or you can collect what you need from any of our trade counters around the UK.

Select your specialist interest below to learn more about how we can help.



Online, In Branch and On the Road - Scattergood & Johnson Ltd, there when you need us.

www.scatts.co.uk