



Model Number

ML100-8-H-350-RT/95/102

Background suppression sensor with 4-pin, M8 x 1 connector

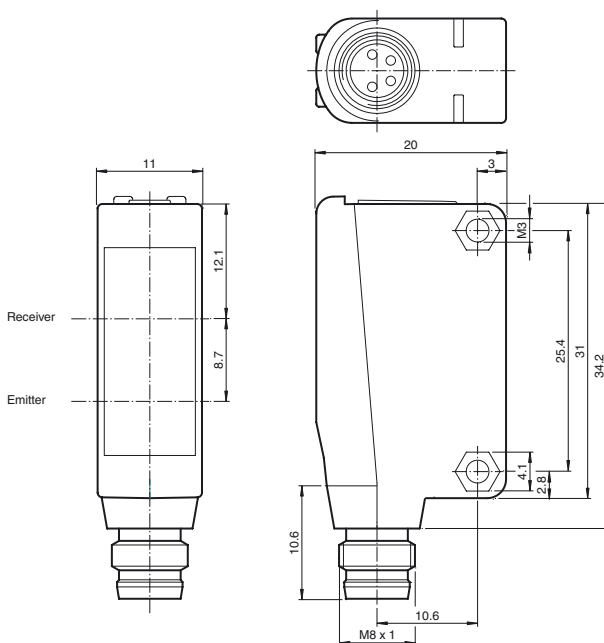
Features

- Miniature design
- Easy to use
- Very bright, highly visible light spot
- Full metal thread mounting
- Clearly visible LEDs for Power ON, switching state and weak signal indication
- Not sensitive to ambient light

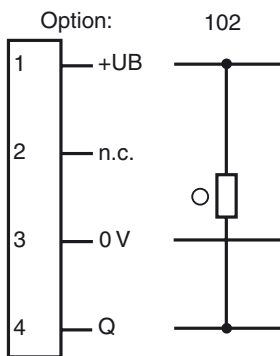
Product information

The ML100 series is characterized by its miniature housing with integral, all-metal threaded bushings. All versions are equipped with a visible red transmitter LED. This greatly simplifies installation and commissioning. The switching states are easily visible from all directions thanks to the highly visible LEDs.

Dimensions




Electrical connection

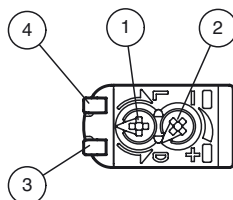


○ = Light on
● = Dark on

Pinout



Indicators/operating means



| | | |
|---|----------------------|--------|
| 1 | Light-Dark-switching | |
| 2 | Sensitivity adjuster | |
| 3 | Signal display | yellow |
| 4 | Operating display | green |

Release date: 2016-07-06 08:19 Date of issue: 2016-07-06 216896_eng.xml

Technical data**General specifications**

| | |
|---------------------------------|---------------------------------------|
| Detection range | 5 ... 350 mm |
| Detection range min. | 5 ... 30 mm |
| Detection range max. | 5 ... 350 mm |
| Adjustment range | 30 ... 350 mm |
| Reference target | standard white, 100 mm x 100 mm |
| Light source | LED |
| Light type | modulated visible red light |
| Polarization filter | no |
| Black/White difference (6%/90%) | < 18 % at 350 mm |
| Diameter of the light spot | approx. 20 mm at a distance of 350 mm |
| Angle of divergence | approx. 4 ° |
| Optical face | frontal |
| Ambient light limit | EN 60947-5-2:2007+A1:2012 |

Functional safety related parameters

| | |
|--------------------------------|-------|
| MTTF _d | 860 a |
| Mission Time (T _M) | 20 a |
| Diagnostic Coverage (DC) | 0 % |

Indicators/operating means

| | |
|---------------------|--|
| Operation indicator | LED green: power on |
| Function indicator | LED yellow: lights when object is detected |
| Control elements | Sensing range adjuster |
| Control elements | Light-on/dark-on changeover switch |

Electrical specifications

| | | |
|------------------------|----------------|----------------|
| Operating voltage | U _B | 10 ... 30 V DC |
| Ripple | | max. 10 % |
| No-load supply current | I ₀ | < 20 mA |

Output

| | | |
|---------------------|---|------------|
| Switching type | The switching type of the sensor is adjustable. The default setting is: light on | |
| Signal output | 1 NPN output, short-circuit protected, reverse polarity protected, open collector | |
| Switching voltage | max. 30 V DC | |
| Switching current | max. 100 mA , resistive load | |
| Voltage drop | U _d | ≤ 1.5 V DC |
| Switching frequency | f | 500 Hz |
| Response time | | 1 ms |

Ambient conditions

| | |
|---------------------|--------------------------------|
| Ambient temperature | -30 ... 60 °C (-22 ... 140 °F) |
| Storage temperature | -40 ... 70 °C (-40 ... 158 °F) |

Mechanical specifications

| | |
|-------------------------------------|--------------------------|
| Degree of protection | IP67 |
| Connection | connector M8 x 1 , 4-pin |
| Material | |
| Housing | PC (Polycarbonate) |
| Optical face | PMMA |
| Mass | approx. 10 g |
| Tightening torque, fastening screws | 0.6 Nm |

Compliance with standards and directives

| | |
|---------------------------|---------------------------|
| Directive conformity | |
| EMC Directive 2004/108/EC | EN 60947-5-2:2007+A1:2012 |
| Standard conformity | |
| Standards | UL 60947-5-2 |

Approvals and certificates

| | |
|--------------|---|
| UL approval | cULus Listed, Class 2 Power Source or listed Power Supply with a limited voltage output with (maybe integrated) fuse (max. 3.3 A according UL248), Type 1 enclosure |
| CCC approval | CCC approval / marking not required for products rated ≤36 V |

Accessories**OMH-ML100-03**

Mounting aid for round steel ø 12 mm or sheet 1.5 mm ... 3 mm

OMH-ML100-04

Mounting aid for ML100 series, Mounting bracket

OMH-ML100-05

Mounting aid for ML100 series, Mounting bracket

OMH-F10-ML100

Mounting aid for ML100 series

OMH-10

Mounting aid

V31-GM-2M-PUR

Female cordset, M8, 4-pin, PUR cable

V31-WM-2M-PUR

Female cordset, M8, 4-pin, PUR cable

OMH-ML100-S1

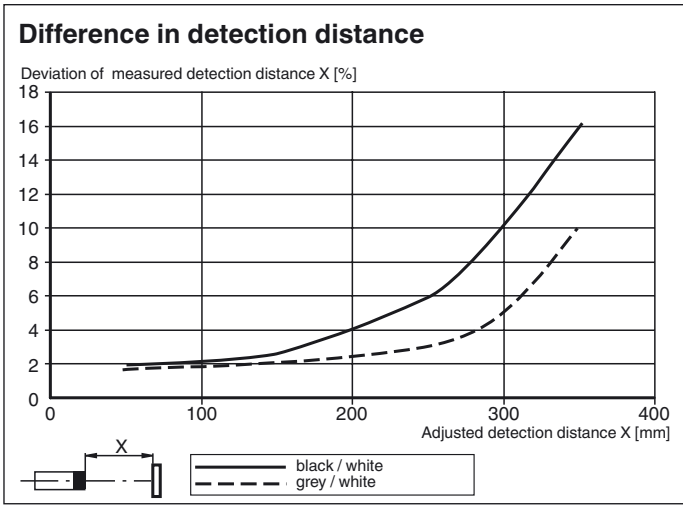
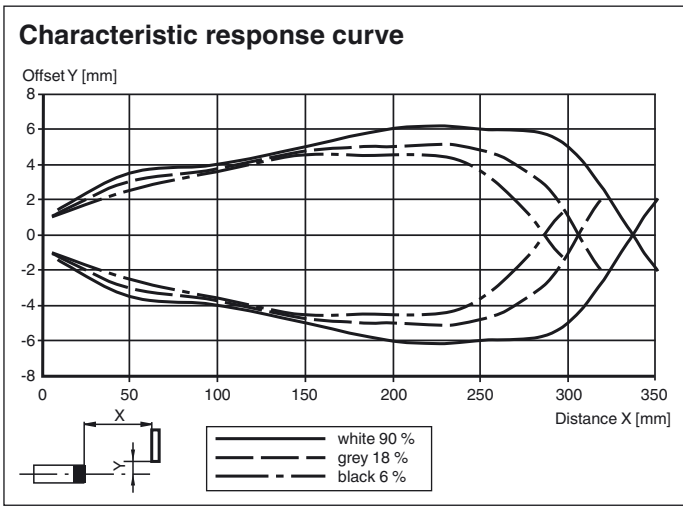
Mounting bracket

OMH-ML100-08

Mounting aid for ML100 series, Snap-in

Other suitable accessories can be found at www.pepperl-fuchs.com

Curves/Diagrams



Release date: 2016-07-06 08:19 Date of issue: 2016-07-06 216896_eng.xml



SCATTERGOOD & JOHNSON LTD

ELECTRICAL ENGINEERING & FLUID CONTROL DISTRIBUTORS

Est.1899

At Scattergood & Johnson Ltd, we pride ourselves on being a technical distributor to specialist industries.

Working with a range of quality product suppliers across a number of specialist markets, we are not your average 'box shifter' - we are your technical and supply chain partner.

We fully support every product we sell - for free! Our internal team and external sales engineers can answer any product or application question, no matter the complexity.

Backing up this technical ability is a range of 50,000+ products available from stock for nationwide next day delivery (same day if required!), or you can collect what you need from any of our trade counters around the UK.

Select your specialist interest below to learn more about how we can help.



Online, In Branch and On the Road - Scattergood & Johnson Ltd, there when you need us.

www.scatts.co.uk