

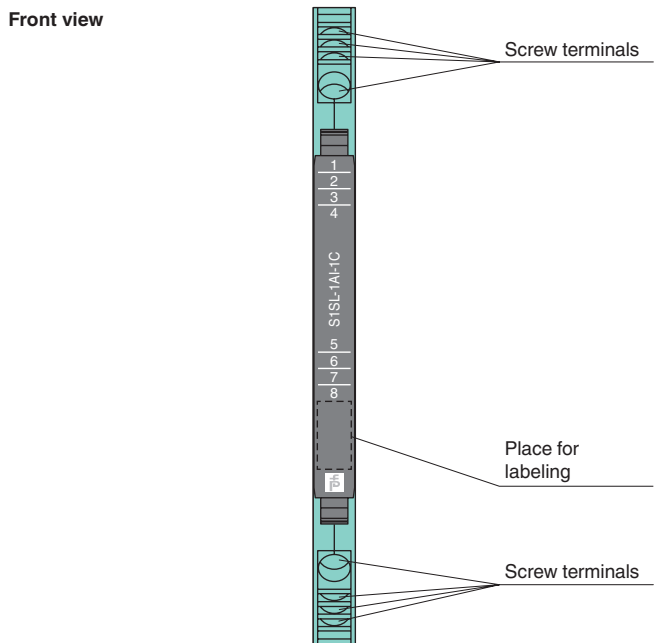
Features

- 1-channel signal conditioner
- Field side loop powered
- Current input/output 0/4 mA ... 20 mA
- Accuracy 0.1 %
- Reverse polarity protection
- Connection via screw terminals

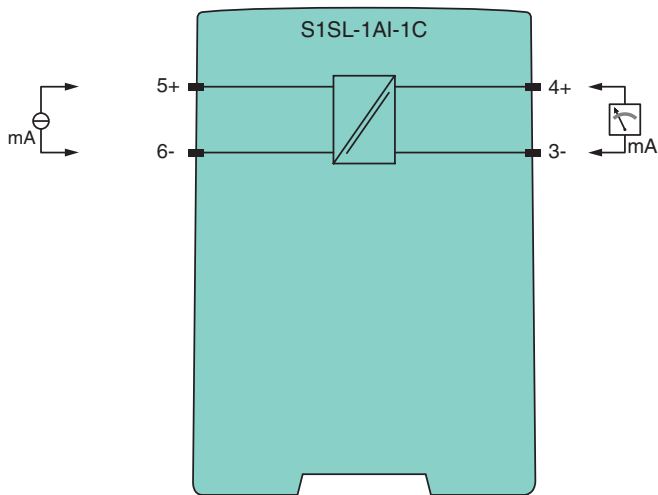
Function

This signal conditioner provides the galvanic isolation between field circuits and control circuits.
 The device transfers a 0/4 mA ... 20 mA signal of a current source from the field side to the control side.
 This device is loop powered. No additional power supply has to be connected.

Assembly




Connection



Zone 2
Div. 2

Release date 2017-08-09 14:56 Date of issue 2017-08-10 276403_eng.xml

General specifications	
Signal type	Analog input
Supply	
Rated voltage U_r	2.2 ... 30 V DC , loop powered
Power dissipation	0.05 W
Power consumption	0.3 W
Input	
Connection side	field side
Connection	terminals 5+, 6-
Input signal	0/4 ... 20 mA , max. 50 mA
Input voltage	$\geq 2.3 \text{ V} + I \times \text{load}$, max. 30 V
Voltage drop	$\leq 2.3 \text{ V}$
Output	
Connection side	control side
Connection	terminals 3-, 4+
Analog current output	0/4 ... 20 mA, load $\leq 600 \Omega$
Ripple	$\leq 10 \text{ mV}_{\text{eff}}$
Transfer characteristics	
Accuracy	$\leq 0.1 \%$ of full-scale value
Deviation	
Influence of load	0.05 % of the measured value per 100 Ω
Influence of ambient temperature	$< 100 \text{ ppm/K}$ of full-scale value
Frequency range	0 ... 100 Hz
Rise time/fall time	$\leq 3.5 \text{ ms}$
Galvanic isolation	
Field circuit/control circuit	safe electrical isolation by reinforced insulation according to IEC/EN 61010-1 , rated insulation voltage 300 V_{eff} test voltage 3 kV, 50 Hz, 1 min
Indicators/settings	
Labeling	space for labeling at the front
Directive conformity	
Electromagnetic compatibility	
Directive 2014/30/EU	EN 61326-1:2013 (industrial locations)
Conformity	
Degree of protection	IEC 60529:2001
Protection against electrical shock	EN 61010-1:2010
Ambient conditions	
Ambient temperature	-25 ... 70 °C (-13 ... 158 °F)
Storage temperature	-40 ... 85 °C (-40 ... 185 °F)
Damaging gas	designed for operation in environmental conditions acc. to ISA-S71.04-1985, severity level G3
Mechanical specifications	
Degree of protection	IP20
Connection	screw terminals
Core cross-section	0.5 ... 2.5 mm ² (20 ... 14 AWG)
Mass	approx. 70 g
Dimensions	6.2 x 97 x 107 mm (0.24 x 3.82 x 4.21 inch) , housing type S1
Mounting	on 35 mm DIN mounting rail acc. to EN 60715:2001
Data for application in connection with hazardous areas	
Certificate	DEMKO 16 ATEX 1750X
Marking	 II 3G Ex nA IIC T4 Gc
Directive conformity	
Directive 2014/34/EU	EN 60079-0:2012+A11:2013 , EN 60079-15:2010
International approvals	
UL approval	E106378
IECEX approval	IECEX UL 16.0116X
Approved for	Ex nA IIC T4 Gc
General information	
Supplementary information	Observe the certificates, declarations of conformity, instruction manuals, and manuals where applicable. For information see www.pepperl-fuchs.com .

Release date 2017-08-09 14:56 Date of issue 2017-08-10 276403_eng.xml



SCATTERGOOD & JOHNSON LTD

ELECTRICAL ENGINEERING & FLUID CONTROL DISTRIBUTORS

Est.1899

At Scattergood & Johnson Ltd, we pride ourselves on being a technical distributor to specialist industries.

Working with a range of quality product suppliers across a number of specialist markets, we are not your average 'box shifter' - we are your technical and supply chain partner.

We fully support every product we sell - for free! Our internal team and external sales engineers can answer any product or application question, no matter the complexity.

Backing up this technical ability is a range of 50,000+ products available from stock for nationwide next day delivery (same day if required!), or you can collect what you need from any of our trade counters around the UK.

Select your specialist interest below to learn more about how we can help.



Online, In Branch and On the Road - Scattergood & Johnson Ltd, there when you need us.

www.scatts.co.uk