

Features

- 2-channel
- DC version, positive polarity
- Working voltage 26.5 V at 10 μ A
- Series resistance max. 250 Ω
- Fuse rating 80 mA
- DIN rail mounting
- High power version
- With diode return

Function

The Zener Barrier prevents the transfer of unacceptably high energy from the safe area into the hazardous area.

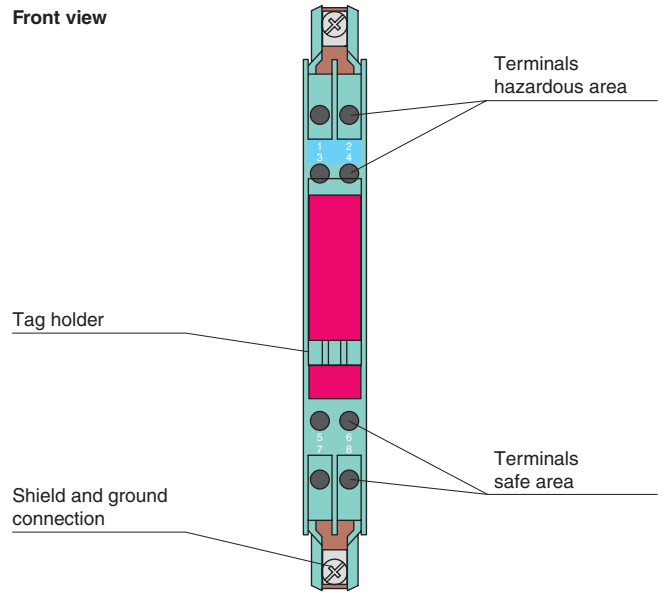
The zener diodes in the Zener Barrier are connected in the reverse direction. The breakdown voltage of the diodes is not exceeded in normal operation. If this voltage is exceeded, due to a fault in the safe area, the diodes start to conduct, causing the fuse to blow. The Zener Barrier has a positive polarity, i. e. the anodes of the zener diodes are grounded.

This high power version has a smaller serial resistance and therefore provides higher voltage to the field device.

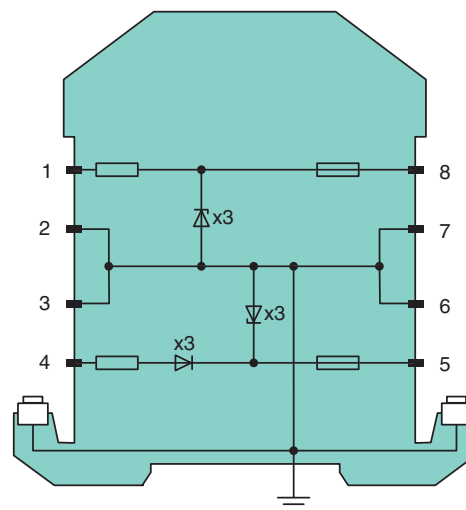
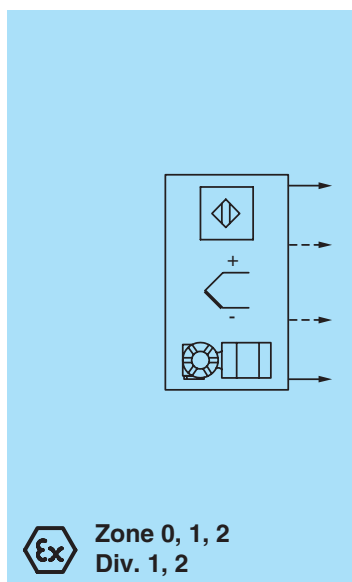
The Zener Barrier is for evaluation of signals from the hazardous area. The diodes of diode return prevent a current into the hazardous area, therefore the current assumption for intrinsic safety calculations is zero.

Depending on the application, increased or decreased intrinsic safety parameters apply for serial or parallel connection. For the detailed parameters refer to the Zener Barrier certificate. Application examples can be found in the system description of the Zener Barriers.

Assembly



Connection



Zone 2
Div. 2

Release date 2020-01-08 08:49 Date of issue 2020-01-08 07:1940_eng.xml

Refer to "General Notes Relating to Pepperl+Fuchs Product Information".

Pepperl+Fuchs Group
www.pepperl-fuchs.com

USA: +1 330 486 0002
pa-info@us.pepperl-fuchs.com

Germany: +49 621 776 2222
pa-info@de.pepperl-fuchs.com

Singapore: +65 6779 9091
pa-info@sg.pepperl-fuchs.com

General specifications	
Type	DC version, positive polarity
Electrical specifications	
Nominal resistance	240 Ω
Series resistance	≤ 250 Ω
Fuse rating	80 mA
Hazardous area connection	
Connection	terminals 1, 2; 3, 4
Safe area connection	
Connection	terminals 5, 6; 7, 8
Working voltage	
Supply loop	≤ 27 V
Measurement loop	≤ 26.5 V at 10 μA
Conformity	
Degree of protection	IEC 60529
Ambient conditions	
Ambient temperature	-20 ... 60 °C (-4 ... 140 °F)
Storage temperature	-25 ... 70 °C (-13 ... 158 °F)
Relative humidity	max. 75 % , without condensation
Mechanical specifications	
Degree of protection	IP20
Connection	screw terminals
Core cross-section	max. 2 x 2.5 ... mm ²
Mass	approx. 150 g
Dimensions	12.5 x 115 x 110 mm (0.5 x 4.5 x 4.3 inch)
Construction type	modular terminal housing , see system description
Mounting	on 35 mm DIN mounting rail acc. to EN 60715:2001
Data for application in connection with hazardous areas	
EU-type examination certificate	BAS 01 ATEX 7005
Marking	⊕ II (1)GD, I (M1) [Ex ia Ga] IIC, [Ex ia Da] IIIC, [Ex ia Ma] I (-20 °C ≤ T _{amb} ≤ 60 °C) [circuit(s) in zone 0/1/2]
Voltage U _o	28 V
Current I _o	120 mA
Power P _o	830 mW
Supply	
Maximum safe voltage U _m	250 V
Series resistance	min. 235 Ω
Permissible connection values [EEx ia]	
Certificate	TÜV 99 ATEX 1484 X
Marking	⊕ II 3G Ex nA IIC T4 Gc [device in zone 2]
Directive conformity	
Directive 2014/34/EU	EN 60079-0:2012+A11:2013 , EN 60079-11:2012 , EN 60079-15:2010
International approvals	
FM approval	
Control drawing	116-0118
UL approval	
Control drawing	116-0139 (cULus)
IECEX approval	
	IECEX BAS 09.0142 IECEX BAS 17.0091X
Approved for	[Ex ia Ga] IIC , [Ex ia Da] IIIC , [Ex ia Ma] I Ex ec IIC T4 Gc
General information	
Supplementary information	Observe the certificates, declarations of conformity, instruction manuals, and manuals where applicable. For information see www.pepperl-fuchs.com .

Release date 2020-01-08 08:49 Date of issue 2020-01-08 07:1940_eng.xml

Refer to "General Notes Relating to Pepperl+Fuchs Product Information".

Pepperl+Fuchs Group
www.pepperl-fuchs.com

USA: +1 330 486 0002
pa-info@us.pepperl-fuchs.com

Germany: +49 621 776 2222
pa-info@de.pepperl-fuchs.com

Singapore: +65 6779 9091
pa-info@sg.pepperl-fuchs.com



SCATTERGOOD & JOHNSON LTD

ELECTRICAL ENGINEERING & FLUID CONTROL DISTRIBUTORS

Est.1899

At Scattergood & Johnson Ltd, we pride ourselves on being a technical distributor to specialist industries.

Working with a range of quality product suppliers across a number of specialist markets, we are not your average 'box shifter' - we are your technical and supply chain partner.

We fully support every product we sell - for free! Our internal team and external sales engineers can answer any product or application question, no matter the complexity.

Backing up this technical ability is a range of 50,000+ products available from stock for nationwide next day delivery (same day if required!), or you can collect what you need from any of our trade counters around the UK.

Select your specialist interest below to learn more about how we can help.



Online, In Branch and On the Road - Scattergood & Johnson Ltd, there when you need us.

www.scatts.co.uk