

**Features**

- 2-channel
- AC version
- Working voltage 10 V at 10 µA
- Series resistance max. 166 Ω
- Fuse rating 50 mA
- DIN rail mounting

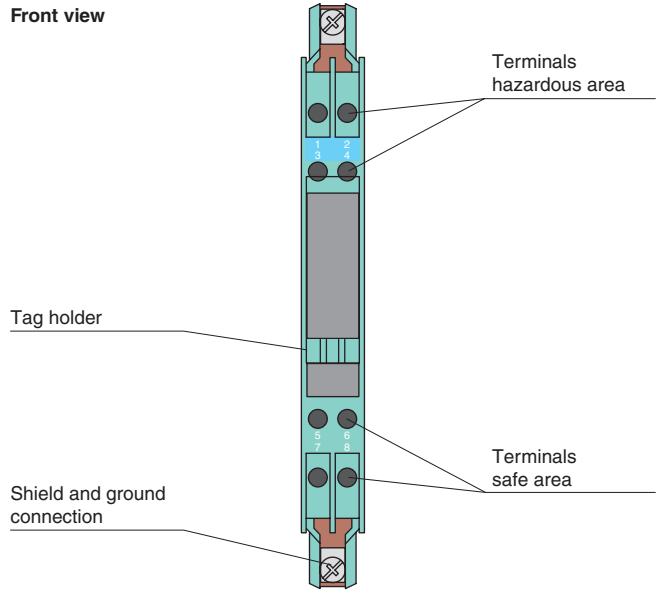
**Function**

The Zener Barrier prevents the transfer of unacceptably high energy from the safe area into the hazardous area.

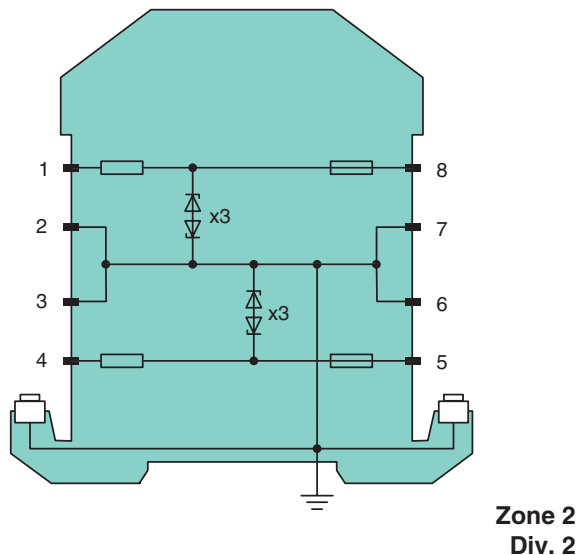
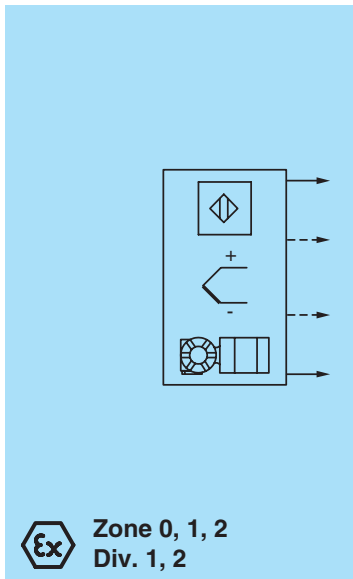
The zener diodes in the Zener Barrier are connected in the reverse direction. The breakdown voltage of the diodes is not exceeded in normal operation. If this voltage is exceeded, due to a fault in the safe area, the diodes start to conduct, causing the fuse to blow. The Zener Barrier has alternating polarities, i. e. interconnected zener diodes are employed and one side is grounded. The Zener Barrier can be used for both alternating voltage signals and direct voltage signals.

Depending on the application, increased or decreased intrinsic safety parameters apply for serial or parallel connection. For the detailed parameters refer to the Zener Barrier certificate. Application examples can be found in the system description of the Zener Barriers.

**Assembly**



**Connection**



Release date 2020-01-08 08:51 Date of issue 2020-01-08 071801\_eng.xml

Refer to "General Notes Relating to Pepperl+Fuchs Product Information".

<b>General specifications</b>		
Type		AC version
<b>Electrical specifications</b>		
Nominal resistance		150 Ω
Series resistance		max. 166 Ω
Fuse rating		50 mA
<b>Hazardous area connection</b>		
Connection		terminals 1, 2; 3, 4
<b>Safe area connection</b>		
Connection		terminals 5, 6; 7, 8
<b>Working voltage</b>		
Supply loop		≤ 11.1 V
Measurement loop		≤ 10 V at 10 μA
<b>Conformity</b>		
Degree of protection		IEC 60529
<b>Ambient conditions</b>		
Ambient temperature		-20 ... 60 °C (-4 ... 140 °F)
Storage temperature		-25 ... 70 °C (-13 ... 158 °F)
Relative humidity		max. 75 % , without condensation
<b>Mechanical specifications</b>		
Degree of protection		IP20
Connection		screw terminals
Core cross-section		max. 2 x 2.5 mm <sup>2</sup>
Mass		approx. 150 g
Dimensions		12.5 x 115 x 110 mm (0.5 x 4.5 x 4.3 inch)
Construction type		modular terminal housing , see system description
Mounting		on 35 mm DIN mounting rail acc. to EN 60715:2001
<b>Data for application in connection with hazardous areas</b>		
EU-type examination certificate		
Marking		⊕ II (1)GD, I (M1) [Ex ia Ga] IIC, [Ex ia Da] IIIC, [Ex ia Ma] I (-20 °C ≤ T <sub>amb</sub> ≤ 60 °C) [circuit(s) in zone 0/1/2]
Voltage	U <sub>o</sub>	12 V
Current	I <sub>o</sub>	82 mA
Power	P <sub>o</sub>	240 mW
Supply		
Maximum safe voltage	U <sub>m</sub>	250 V
Series resistance		min. 147 Ω
Permissible connection values [EEx ia]		
Certificate		
Marking		TÜV 99 ATEX 1484 X
		⊕ II 3G Ex nA IIC T4 Gc [device in zone 2]
Directive conformity		
Directive 2014/34/EU		EN 60079-0:2012+A11:2013 , EN 60079-11:2012 , EN 60079-15:2010
<b>International approvals</b>		
FM approval		
Control drawing		116-0118
UL approval		
Control drawing		116-0139 (cULus)
IECEX approval		
		IECEX BAS 09.0142 IECEX BAS 17.0091X
Approved for		[Ex ia Ga] IIC , [Ex ia Da] IIIC , [Ex ia Ma] I Ex ec IIC T4 Gc
<b>General information</b>		
Supplementary information		Observe the certificates, declarations of conformity, instruction manuals, and manuals where applicable. For information see <a href="http://www.pepperl-fuchs.com">www.pepperl-fuchs.com</a> .

Release date 2020-01-08 08:51 Date of issue 2020-01-08 071801\_eng.xml

Refer to "General Notes Relating to Pepperl+Fuchs Product Information".

Pepperl+Fuchs Group  
www.pepperl-fuchs.com

USA: +1 330 486 0002  
pa-info@us.pepperl-fuchs.com

Germany: +49 621 776 2222  
pa-info@de.pepperl-fuchs.com

Singapore: +65 6779 9091  
pa-info@sg.pepperl-fuchs.com



# SCATTERGOOD & JOHNSON LTD

ELECTRICAL ENGINEERING & FLUID CONTROL DISTRIBUTORS

Est.1899

At Scattergood & Johnson Ltd, we pride ourselves on being a technical distributor to specialist industries.

Working with a range of quality product suppliers across a number of specialist markets, we are not your average 'box shifter' - we are your technical and supply chain partner.

We fully support every product we sell - for free! Our internal team and external sales engineers can answer any product or application question, no matter the complexity.

Backing up this technical ability is a range of 50,000+ products available from stock for nationwide next day delivery (same day if required!), or you can collect what you need from any of our trade counters around the UK.

Select your specialist interest below to learn more about how we can help.



Online, In Branch and On the Road - Scattergood & Johnson Ltd, there when you need us.

# [www.scatts.co.uk](http://www.scatts.co.uk)