
Ultrasonic proximity switch

3RG6233-3AB00-PF	Compact range M18, normally open Kompaktreihe M18, Schließer	Connector M12 Stecker M12
3RG6233-3AA00-PF	Compact range M18, normally closed Kompaktreihe M18, Öffner	Connector M12 Stecker M12

Size/Bauform : cylindrical M18/zyklindrisch M18
Function/Funktion : Diffuse/Taster

Operating distance/Schaltabstand

Sensing range/Erfassungsbereich : 150 ... 1000 mm
 Focusing range/Einstellbereich : 170 ... 1000 mm
 Adjustment/Einstellung : Potentiometer / SONPROG
 Standard target/Normmessplatte : 20 x 20 mm
 Repeat accuracy/Wiederholgenauigkeit R : +/- 2 mm
 Switching hysteresis/Hysterese H : 10 mm
 Rated ultrasonic frequency/
 Ultraschallnennfrequenz : 200 kHz

**Power supply voltage/
Versorgungsspannung**

Rated operational voltage/
 Bemessungsbetriebsspannung Ue : 24 V DC
 Operating voltage range/
 Betriebsspannungsbereich UB : 12 ... 30 V DC incl. ripple content /
 12 ... 30 V DC incl. Restwelligkeit
 by reduction of operating voltage/
 bei Betriebsspannungsreduzierung : 12 V < operating voltage < 20 V/
 12 V < Betriebsspannung < 20 V
 Detection/Erfassung : 20 % < reduced sensitivity < 0 %/
 20 % < reduzierte Empfindlichkeit < 0 %
 No-load supply current/Leerlaufstrom Io : max. 60 mA
 max. ripple content/zul. Restwelligkeit : 10 %

Output/Ausgang

Output/Ausgangsart : pnp
 Rated operational current/
 Bemessungsbetriebsstrom Ie : max. 150 mA
 Output voltage drop/Spannungsfall max. Ud : max. 3V (150mA)
 Off-state current/Reststrom Ir : max. 0,01 mA
 Short circuit strength/Kurzschlußfestigkeit : built-in/eingebaut
 Overload withstand capability/
 Überlastfestigkeit : built-in/eingebaut

Ultrasonic proximity switch

Bidirectional connection „Release“/ Bidirektionaler Anschluß „Freigabe“

As release input/als Freigabeeingang

max. input voltage/ max. Eingangsspannung	:	30 V
max. L-Level (SONAR-BERO inactive)/ max. L-Pegel (SONAR-BERO inaktiv)	:	0 ... 3 V
min. H-Level (SONAR-BERO active)/ min. H-Level (SONAR-BERO aktiv)	:	15 ... 30 V or high-resistance/oder hochohmig
Input resistance (current sink)/ Eingangswiderstand (Stromsenke)	:	0,9 kOhm
min. enable time/min. Freigabezeit	:	108 ms

As synchronization connection/ als Synchronisieranschluß

max. quantity of SONAR-BERO run in synchronism/ max. Anzahl der synchron laufenden SONAR-BERO	:	10
--	---	----

Times/Zeiten

Frequency of operating cycles/ Schaltfrequenz	f	:	4 Hz
Time delay before availability/ Bereitschaftsverzug	tv	:	280 ms
Response time/Ansprechzeit		:	120 ms

Temperatures/Temperaturen

Rated temperature/ Bemessungstemperatur	Tu	:	25 Cel
Ambient temperature/ zul. Umgebungstemperatur	Ta	:	-25 ... +70 Cel
Storage temperature range/ zul. Lagertemperatur	Ts	:	-40 ... +85 Cel
Thermal drift (teach value)/ Temperaturdrift (Toleranzwert)			max. \pm 2,5 %

Electrical protections/

Elektrische Schutzmaßnahmen, EMV

Reverse voltage protection/ Verpolungsschutz	:	built-in/eingebaut
Wire breakage protection/ Drahtbruchsicherheit	:	built-in/eingebaut
Inductive overvoltage/Induktionsschutz	:	built-in/eingebaut
False pulses/Einschaltfehlimpuls	:	suppressed/unterdrückt
IEC 61000-4-2		4 kV
IEC 61000-4-3		10 V/m
IEC 61000-4-4		2 kV
IEC 61000-4-6		10 V/m
EN 55011		Class B

Mechanical protections/**Mechanische Schutzmaßnahmen**

Degree of protection/Schutzart	:	IP 67
Shock/Schockbeanspruchung	:	30 g; 11 ms duration/Einwirkdauer
Vibration/Schwingbeanspruchung	:	10 bis 55 Hz, 1 mm amplitude/Amplitude
Max. tightening torque/ max. Anzugsdrehmoment	:	60 Nm

Indicators/Anzeigen

:	LED (yellow)/LED (gelb):
Switching status: On:	LED shines/
Schaltzustand: Ein:	LED leuchtet
Misadjustment:	LED flashes/
Fehleinstellung:	LED blinkt

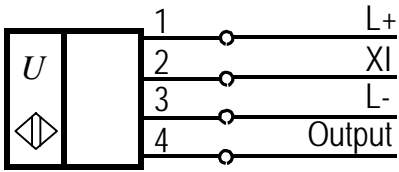
Mounting conditions/**Einbaubedingungen**

Mounting position/Einbaulage	:	any/beliebig
Max. cable length/ max. zulässige Leitungslänge	:	300 m

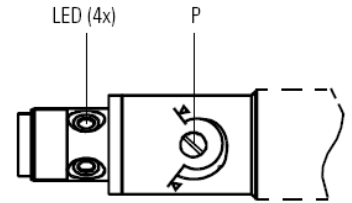
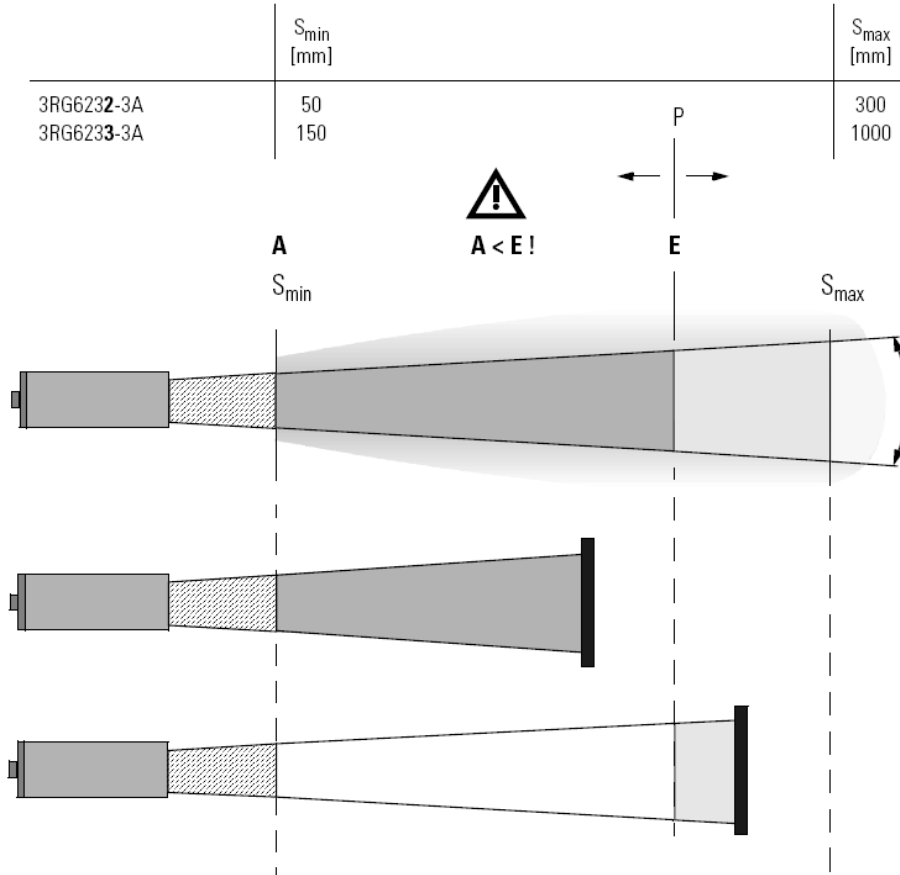
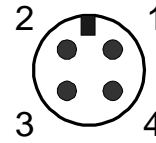
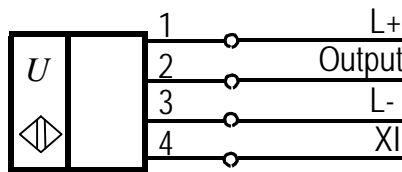
Constructive characteristics/**Konstruktive Merkmale**

Housing material/Gehäuse	:	brass nickel-plated/Messing vernickelt
Connection/Anschluß	:	Connector M12, 4-pole/Stecker M12, 4-pole
Direction of radiation/Abstrahlrichtung	:	front side/stirnseitig
Weight/Gewicht	:	0,09 kg

3RG6233-3AB00-PF:

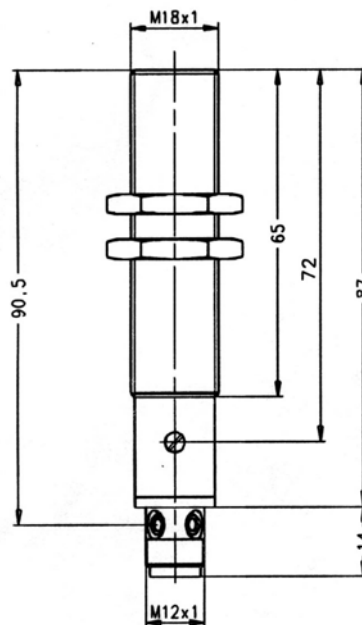


3RG6233-3AA00-PF:



	S	LED
3RG623□-3□B	1	☀
3RG623□-3□A	0	⊗

	S	LED
3RG623□-3□B	0	⊗
3RG623□-3□A	1	☀





SCATTERGOOD & JOHNSON LTD

ELECTRICAL ENGINEERING & FLUID CONTROL DISTRIBUTORS

Est.1899

At Scattergood & Johnson Ltd, we pride ourselves on being a technical distributor to specialist industries.

Working with a range of quality product suppliers across a number of specialist markets, we are not your average 'box shifter' - we are your technical and supply chain partner.

We fully support every product we sell - for free! Our internal team and external sales engineers can answer any product or application question, no matter the complexity.

Backing up this technical ability is a range of 50,000+ products available from stock for nationwide next day delivery (same day if required!), or you can collect what you need from any of our trade counters around the UK.

Select your specialist interest below to learn more about how we can help.



Online, In Branch and On the Road - Scattergood & Johnson Ltd, there when you need us.

www.scatts.co.uk