
Ultrasonic proximity switch

3RG6233-3JS00-PF	Compact range M18, 0...10 V Kompaktreihe M18, 0...10 V	Connector M12 Stecker M12
-------------------------	---	------------------------------

Size/Bauform : cylindrical M18/zylindrisch M18
Function/Funktion : Diffuse/Taster

Operating distance/Schaltabstand

Sensing range/Erfassungsbereich : 150 ... 1000 mm
 Standard target/Normmessplatte : 20 x 20 mm
 Repeat accuracy/Wiederholgenauigkeit R : +/- 2 mm
 Rated ultrasonic frequency/
 Ultraschallnennfrequenz : 200 kHz

Analog output/Analogausgang

Output voltage/Ausgangsspannung : 0 ... 10 V
 Focusing range/Einstellbereich : 150 ... 1000 mm
 Adjustment/Einstellung : SONPROG
 Working resistance/Bürde : > 2 KOhm
 Characteristic/Kennlinie : Rising/steigend
 Resolution/Auflösung : 12 Bit (4095 steps/Schritte)
 Measuring rate/Meßrate : 27 ms (36 Hz)
 Accuracy/Genauigkeit : +/- 2,5 %

**Power supply voltage/
Versorgungsspannung**


Rated operational voltage/
 Bemessungsbetriebsspannung U_e : 24 V DC
 Operating voltage range/
 Betriebsspannungsbereich UB : 12 ... 30 V DC incl. ripple content /
 12 ... 30 V DC incl. Restwelligkeit
 by reduction of operating voltage/
 bei Betriebsspannungsreduzierung : 12 V < operating voltage < 20 V/
 12 V < Betriebsspannung < 20 V
 Detection/Erfassung : 20 % < reduced sensitivity < 0 %/
 20 % < reduzierte Empfindlichkeit < 0 %
 No-load supply current/Leerlaufstrom I_o : max. 60 mA
 max. ripple content/zul. Restwelligkeit : 10 %

**Bidirectional connection „Release“/
Bidirektionaler Anschluß „Freigabe“****As release input/als Freigabeeingang**

max. input voltage/
 max. Eingangsspannung : 30 V
 max. L-Level (SONAR-BERO inactive)/
 max. L-Pegel (SONAR-BERO inaktiv) : 0 ... 3 V
 min. H-Level (SONAR-BERO active)/
 min. H-Level (SONAR-BERO aktiv) : 15 ... 30 V or high-resistance/oder hochohmig
 Input resistance (current sink)/
 Eingangswiderstand (Stromsenke) : 0,9 kOhm
 min. enable time/min. Freigabezeit : 108 ms

**As synchronization connection/
als Synchronisieranschluß**

max. quantity of SONAR-BERO run in
 synchronism/ : 10
 max. Anzahl der synchron laufenden
 SONAR-BERO


Ultrasonic proximity switch
Times/Zeiten

Frequency of operating cycles/ Schaltfrequenz	f	:	4 Hz
Time delay before availability/ Bereitschaftsverzug	t _v	:	280 ms
Response time/Ansprechzeit		:	120 ms

Temperatures/Temperaturen

Rated temperature/ Bemessungstemperatur	T _u	:	25 Cel
Ambient temperature/ zul. Umgebungstemperatur	T _a	:	-25 ... +70 Cel
Storage temperature range/ zul. Lagertemperatur	T _s	:	-40 ... +85 Cel
Thermal drift (teach value)/ Temperaturdrift (Toleranzwert)			max. ± 2,5 %

Electrical protections/**Elektrische Schutzmaßnahmen, EMV**

Reverse voltage protection/ Verpolungsschutz		:	built-in/eingebaut
Wire breakage protection/ Drahtbruchsicherheit		:	built-in/eingebaut
Inductive overvoltage/Induktionsschutz		:	built-in/eingebaut
False pulses/Einschaltfehlimpuls		:	suppressed/unterdrückt
IEC 61000-4-2			4 kV
IEC 61000-4-3			10 V/m
IEC 61000-4-4			2 kV
IEC 61000-4-6			10 V/m
EN 55011			Class B

Mechanical protections/**Mechanische Schutzmaßnahmen**

Degree of protection/Schutzart		:	IP 67
Shock/Schockbeanspruchung		:	30 g; 11 ms duration/Einwirkdauer
Vibration/Schwingbeanspruchung		:	10 bis 55 Hz, 1 mm amplitude/Amplitude
Max. tightening torque/ max. Anzugsdrehmoment		:	60 Nm

Indicators/Anzeigen

	:	LED (yellow)/LED (gelb):
Object in analog range:	On:	LED shines/
Objekt im Analogbereich:	Ein:	LED leuchtet

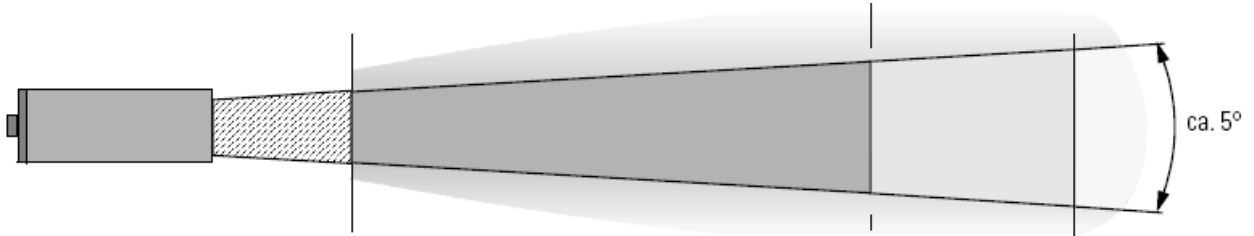
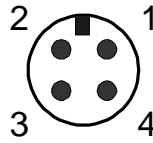
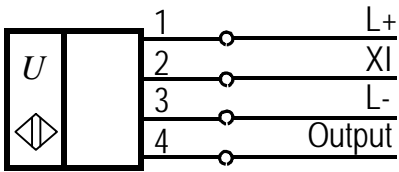
Mounting conditions/**Einbaubedingungen**

Mounting position/Einbaulage	:	any/beliebig
Max. cable length/ max. zulässige Leitungslänge	:	300 m

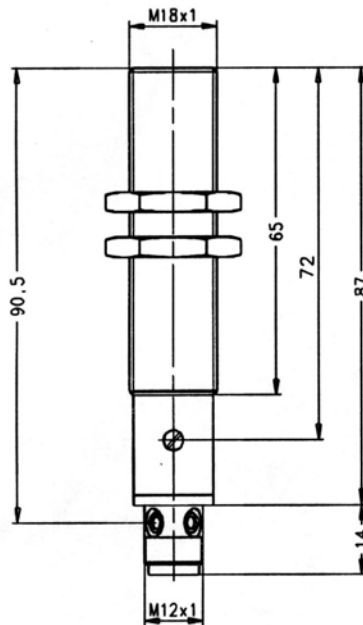

Constructive characteristics/**Konstruktive Merkmale**

Housing material/Gehäuse	:	brass nickel-plated/Messing vernickelt
Connection/Anschluß	:	Connector M12, 4-pole/Stecker M12, 4-polig
Direction of radiation/Abstrahlrichtung	:	front side/stirnseitig
Weight/Gewicht	:	0,09 kg

3RG6233-3JS00-PF:



3RG623□-3JS





SCATTERGOOD & JOHNSON LTD

ELECTRICAL ENGINEERING & FLUID CONTROL DISTRIBUTORS

Est.1899

At Scattergood & Johnson Ltd, we pride ourselves on being a technical distributor to specialist industries.

Working with a range of quality product suppliers across a number of specialist markets, we are not your average 'box shifter' - we are your technical and supply chain partner.

We fully support every product we sell - for free! Our internal team and external sales engineers can answer any product or application question, no matter the complexity.

Backing up this technical ability is a range of 50,000+ products available from stock for nationwide next day delivery (same day if required!), or you can collect what you need from any of our trade counters around the UK.

Select your specialist interest below to learn more about how we can help.



Online, In Branch and On the Road - Scattergood & Johnson Ltd, there when you need us.

www.scatts.co.uk