

Ultrasonic proximity switch



3RG6343-3AB00-PF	Compact range K0, normally open Kompaktreihe K0, Schließer	Connector M12 Stecker M12
3RG6343-3AA00-PF	Compact range K0, normally closed Kompaktreihe K0, Öffner	Connector M12 Stecker M12

Size/Bauform : kubisch/kubisch
Function/Funktion : Diffuse/Taster


Operating distance/Schaltabstand

Sensing range/Erfassungsbereich : 200 ... 1000 mm
 Focusing range/Einstellbereich : 210 ... 1000 mm
 Adjustment/Einstellung : Potentiometer/Potentiometer
 Standard target/Normmessplatte : 20 x 20 mm
 Repeat accuracy/Wiederholgenauigkeit R : +/- 1,5 mm
 Switching hysteresis/Hysterese H : 10 mm
 Rated ultrasonic frequency/
 Ultraschallnennfrequenz : 200 kHz

Power supply voltage/

Versorgungsspannung

Rated operational voltage/
 Bemessungsbetriebsspannung Ue : 24 V DC
 Operating voltage range/
 Betriebsspannungsbereich UB : 10 ... 35 V DC incl. ripple content /
 10 ... 35 V DC incl. Restwelligkeit
 by reduction of operating voltage/
 bei Betriebsspannungsreduzierung : 10 V < operating voltage < 18 V/
 10 V < Betriebsspannung < 18 V
 Detection/Erfassung : 30 % < reduced sensitivity < 0 %/
 30 % < reduzierte Empfindlichkeit < 0 %
 No-load supply current/Leerlaufstrom I_o : max. 35 mA
 max. ripple content/zul. Restwelligkeit : 10 %


Ultrasonic proximity switch
Output/Ausgang

Output/Ausgangsart	:	pnp
Rated operational current/ Bemessungsbetriebsstrom	le	: max. 100 mA
Output voltage drop/Spannungsfall max.	Ud	: max. 2V (100mA)
Off-state current/Reststrom	Ir	: max. 0,01 mA
Short circuit strength/Kurzschlußfestigkeit	:	built-in/eingebaut
Overload withstand capability/ Überlastfestigkeit	:	built-in/eingebaut

**Bidirectional connection „Release“/
Bidirektionaler Anschluß „Freigabe“****As release input/als Freigabeeingang**

max. input voltage/ max. Eingangsspannung	:	35 V
max. L-Level (SONAR-BERO inactive)/ max. L-Pegel (SONAR-BERO inaktiv)	:	0 ... 2 V
min. H-Level (SONAR-BERO active)/ min. H-Pegel (SONAR-BERO aktiv)	:	5 ... 35 V or high-resistance/oder hochohmig
Input resistance (current sink)/ Eingangswiderstand (Stromsenke)	:	1,5 kOhm
min. enable time/min. Freigabezeit	:	75 ms

**As synchronization connection/
als Synchronisieranschluß**

max. quantity of SONAR-BERO run in syn- chronism/ max. Anzahl der synchron laufenden SONAR-BERO	:	6
--	---	---

Times/Zeiten

Frequency of operating cycles/ Schaltfrequenz	f	:	5 Hz
Time delay before availability/ Bereitschaftsverzug	tv	:	7 ms
Response time/Ansprechzeit	:	:	90 ms

Temperatures/Temperaturen

Rated temperature/ Bemessungstemperatur	Tu	:	25 Cel
Ambient temperature/ zul. Umgebungstemperatur	Ta	:	0 ... +55 Cel
Storage temperature range/ zul. Lagertemperatur	Ts	:	-40 ... +85 Cel
Thermal drift (teach value)/ Temperaturdrift (Toleranzwert)			
by heating treatment/bei Erwärmung	:	:	+ 0,17 % / K
by cooling off/bei Abkühlung	:	:	- 0,17 % / K

Electrical protections/**Elektrische Schutzmaßnahmen, EMV**

Reverse voltage protection/ Verpolungsschutz	:	built-in/eingebaut
Wire breakage protection/ Drahtbruchsicherheit	:	built-in/eingebaut
Inductive overvoltage/Induktionsschutz	:	built-in/eingebaut
False pulses/Einschaltfehlimpuls	:	suppressed/unterdrückt
IEC 61000-4-2		8 kV
IEC 61000-4-3		10 V/m
IEC 61000-4-4		2 kV
IEC 61000-4-6		10 V
EN 55011		Class B

Mechanical protections/**Mechanische Schutzmaßnahmen**

Degree of protection/Schutzart	:	IP 65
Shock/Schockbeanspruchung	:	30 g; 11 ms duration/Einwirkdauer
Vibration/Schwingbeanspruchung	:	10 bis 55 Hz, 1 mm amplitude/Amplitude

Indicators/Anzeigen

:	LED (yellow)/LED (gelb):
	Switching status: On: LED shines/ Schaltzustand: Ein: LED leuchtet

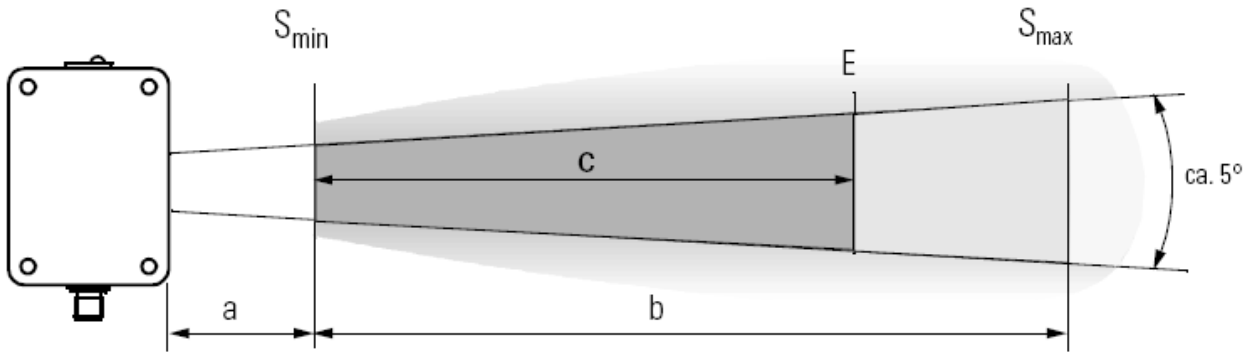
Mounting conditions/**Einbaubedingungen**

Mounting position/Einbaulage	:	any/beliebig
Max. cable length/ max. zulässige Leitungslänge	:	300 m / XI: 100 m

Constructive characteristics/**Konstruktive Merkmale**

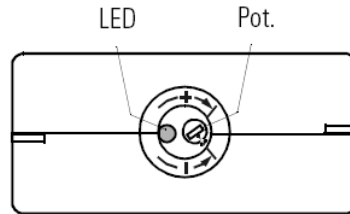
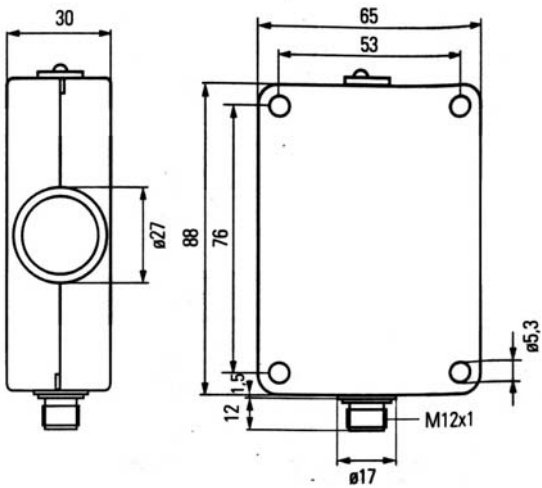
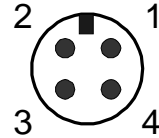
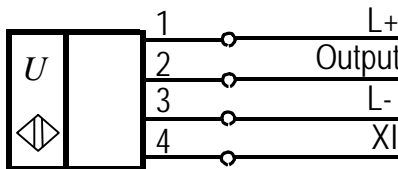
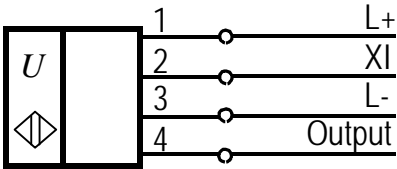
Housing material/Gehäuse	:	Crastin SK 645 FR
Connection/Anschluß	:	Connector M12, 4-pole/Stecker M12, 4-polig
Direction of radiation/Abstrahlrichtung	:	front side/stirnseitig
Weight/Gewicht	:	0,15 kg

Ultrasonic proximity switch



3RG6343-3AB00-PF:

3RG6343-3AA00-PF:





SCATTERGOOD & JOHNSON LTD

ELECTRICAL ENGINEERING & FLUID CONTROL DISTRIBUTORS

Est.1899

At Scattergood & Johnson Ltd, we pride ourselves on being a technical distributor to specialist industries.

Working with a range of quality product suppliers across a number of specialist markets, we are not your average 'box shifter' - we are your technical and supply chain partner.

We fully support every product we sell - for free! Our internal team and external sales engineers can answer any product or application question, no matter the complexity.

Backing up this technical ability is a range of 50,000+ products available from stock for nationwide next day delivery (same day if required!), or you can collect what you need from any of our trade counters around the UK.

Select your specialist interest below to learn more about how we can help.



Online, In Branch and On the Road - Scattergood & Johnson Ltd, there when you need us.

www.scatts.co.uk