


Data sheet

W-Series WTR 4 SL

Weidmüller Interface GmbH & Co. KG
 Klingenbergstraße 26
 D-32758 Detmold
 Germany
 Fon: +49 5231 14-0
 Fax: +49 5231 14-292083
 www.weidmueller.com

Product image



Klippon® Connect with clamping yoke Technology

The high reliability and variety of designs of the terminal blocks with clamping yoke connections make planning easier and optimises operational safety. Klippon® Connect provides a proven response to a range of different requirements.

General ordering data

| | |
|------------|---|
| Type | WTR 4 SL |
| Order No. | 7910270000 |
| Version | W-Series, Test-disconnect terminal, Rated cross-section: 4 mm ² , Screw connection |
| GTIN (EAN) | 4008 190576530 |
| Qty. | 50 pc(s). |

Creation date 17 April 2020 13:02:40 CEST

Catalogue status 03.04.2020 / We reserve the right to make technical changes.

Data sheet

W-Series WTR 4 SL

Weidmüller Interface GmbH & Co. KG
 Klingenbergstraße 26
 D-32758 Detmold
 Germany
 Fon: +49 5231 14-0
 Fax: +49 5231 14-292083
 www.weidmueller.com

Technical data

Dimensions and weights

| | | | |
|--------------------------|---------|-----------------|------------|
| Width | 6.1 mm | Width (inches) | 0.24 inch |
| Height | 61.5 mm | Height (inches) | 2.421 inch |
| Depth | 46.5 mm | Depth (inches) | 1.831 inch |
| Depth including DIN rail | 48.6 mm | Net weight | 14.32 g |

Temperatures

| | | | |
|----------------------------------|---------------|----------------------------------|--------|
| Storage temperature, max. | 40 °C | Storage temperature, min. | 10 °C |
| Storage temperature | 10 °C...40 °C | Continuous operating temp., min. | -50 °C |
| Continuous operating temp., max. | 120 °C | | |

Material data

| | | | |
|---------------------------|-------|--------|------------|
| Material | Wemid | Colour | dark beige |
| UL 94 flammability rating | V-0 | | |

System specifications

| | | | |
|-------------------------------------|--|-------------------------------|-----|
| Version | Screw connection, Spacer, with spring-loaded cable clamp, for plug-in cross-connector, One end without connector | End cover plate required | Yes |
| Number of potentials | 1 | Number of levels | 1 |
| Number of clamping points per level | 2 | Number of potentials per tier | 1 |
| Levels cross-connected internally | No | PE connection | No |
| Rail | TS 35 | N-function | No |
| PE function | No | PEN function | No |

2 clampable conductors (H05V/H07V) with equal cross-section (rated connection)

| | | | |
|--|---------------------|--|---------------------|
| Wire connection cross section, finely stranded, two clampable wires, min. | 0.5 mm ² | Wire cross-section, finely stranded, two clampable wires, max. | 1.5 mm ² |
| Wire connection cross section, finely stranded with wire-end ferrules DIN 46228/1, 2 clampable wires, min. | 0.5 mm ² | Wire connection cross section, finely stranded with wire-end ferrules DIN 46228/1, 2 clampable wires, max. | 1.5 mm ² |

Additional technical data

| | | | |
|--------------------------|-------|-----------------------------|---------|
| Explosion-tested version | No | Number of similar terminals | 1 |
| Open sides | right | Type of mounting | Snap-on |

CSA rating data

| | | | |
|-------------------------------|----------------|-------------------------------|--------|
| Certificate No. (CSA) | 200039-1057876 | Current size D (CSA) | 10 A |
| Voltage size D (CSA) | 300 V | Wire cross section max. (CSA) | 10 AWG |
| Wire cross section min. (CSA) | 22 AWG | | |

Data sheet

W-Series WTR 4 SL

Weidmüller Interface GmbH & Co. KG
 Klingenbergstraße 26
 D-32758 Detmold
 Germany
 Fon: +49 5231 14-0
 Fax: +49 5231 14-292083
 www.weidmueller.com

Technical data

Conductors for clamping (rated connection)

| | | | |
|---|----------------------|---|---------------------|
| Blade size | 0.6 x 3.5 mm | Clamping range, max. | 6 mm ² |
| Clamping range, min. | 0.22 mm ² | Clamping screw | M 3 |
| Connection cross-section, stranded, max. | 6 mm ² | Connection cross-section, stranded, min. | 1.5 mm ² |
| Connection direction | on side | Gauge to IEC 60947-1 | A4 |
| Number of connections | 2 | Stripping length | 13 mm |
| Tightening torque, max. | 0.6 Nm | Tightening torque, min. | 0.5 Nm |
| Torque level with DMS electric screwdriver | 2 | Type of connection | Screw connection |
| Wire connection cross section AWG, max. | AWG 10 | Wire connection cross section AWG, min. | AWG 26 |
| Wire connection cross section, finely stranded, max. | 4 mm ² | Wire connection cross-section, finely stranded with wire-end ferrules DIN 46228/1, max. | 4 mm ² |
| Wire connection cross-section, finely stranded with wire-end ferrules DIN 46228/1, min. | 0.5 mm ² | Wire connection cross-section, finely stranded, min. | 0.5 mm ² |
| Wire connection cross-section, solid core, max. | 6 mm ² | Wire connection cross-section, solid core, min. | 0.5 mm ² |

Rating data

| | | | |
|---|-------------------|--|-------|
| Rated cross-section | 4 mm ² | Rated voltage | 630 V |
| Rated current | 32 A | Current at maximum wires | 32 A |
| Standards | IEC 60947-7-1 | Volume resistance according to IEC 60947-7-x | 1 mΩ |
| Power loss in accordance with IEC 60947-7-x | 1.02 W | Rated impulse withstand voltage | 6 kV |
| Pollution severity | 2 | | |

UL rating data

| | | | |
|---|--------|---|--------|
| Certificate No. (UR) | E60693 | Conductor size Factory wiring max. (UR) | 10 AWG |
| Conductor size Factory wiring min. (UR) | 22 AWG | Conductor size Field wiring max. (UR) | 10 AWG |
| Conductor size Field wiring min. (UR) | 22 AWG | Current size C (UR) | 22 A |
| Voltage size C (UR) | 300 V | | |

Classifications

| | | | |
|-------------|-------------|------------|-------------|
| ETIM 6.0 | EC000902 | ETIM 7.0 | EC000902 |
| eClass 9.0 | 27-14-11-26 | eClass 9.1 | 27-14-11-26 |
| eClass 10.0 | 27-14-11-26 | UNSPSC | 30-21-18-11 |

Approvals

Approvals



ROHS

Conform

Creation date 17 April 2020 13:02:40 CEST

Catalogue status 03.04.2020 / We reserve the right to make technical changes.

Data sheet

W-Series WTR 4 SL

Weidmüller Interface GmbH & Co. KG
 Klingenbergstraße 26
 D-32758 Detmold
 Germany
 Fon: +49 5231 14-0
 Fax: +49 5231 14-292083
 www.weidmueller.com

Technical data

Downloads

| | |
|---|--|
| Approval/Certificate/Document of Conformity | CB Test Certificate CB Certificate DE_PT1052_20160418_1035_ISSUE01.pdf |
| Brochure/Catalogue | CAT 1 TERM 16/17 EN |
| Engineering Data | EPLAN, WSCAD, Zuken E3.S |
| Engineering Data | STEP |
| User Documentation | StorageConditionsTerminalBlocks |

Safety note




| | |
|---------------|------------------------------------|
| Safety notice | Safety Information |
|---------------|------------------------------------|

Data sheet

W-Series
WTR 4 SL

Weidmüller Interface GmbH & Co. KG
Klingenbergstraße 26
D-32758 Detmold
Germany
Fon: +49 5231 14-0
Fax: +49 5231 14-292083
www.weidmueller.com

Drawings





SCATTERGOOD & JOHNSON LTD

ELECTRICAL ENGINEERING & FLUID CONTROL DISTRIBUTORS

Est.1899

At Scattergood & Johnson Ltd, we pride ourselves on being a technical distributor to specialist industries.

Working with a range of quality product suppliers across a number of specialist markets, we are not your average 'box shifter' - we are your technical and supply chain partner.

We fully support every product we sell - for free! Our internal team and external sales engineers can answer any product or application question, no matter the complexity.

Backing up this technical ability is a range of 50,000+ products available from stock for nationwide next day delivery (same day if required!), or you can collect what you need from any of our trade counters around the UK.

Select your specialist interest below to learn more about how we can help.



Online, In Branch and On the Road - Scattergood & Johnson Ltd, there when you need us.

www.scatts.co.uk