


## Data sheet

### A-series AAP13 1.5 LI-LI

**Weidmüller Interface GmbH & Co. KG**  
 Klingenbergstraße 26  
 D-32758 Detmold  
 Germany  
 Fon: +49 5231 14-0  
 Fax: +49 5231 14-292083  
 www.weidmueller.com

### Product image



### Control voltage distribution

Our tailored AAP potential distribution terminal blocks are ideal for surge current protection and central control voltage distribution. Meanwhile, our new maxGUARD range enables potential distribution with integrated electronic load monitoring in the smallest of installation spaces.

### General ordering data

Type	AAP13 1.5 LI-LI
Order No.	<a href="#">1988280000</a>
Version	Modular distribution terminals, PUSH IN, 1.5 mm <sup>2</sup> , 250 V, 16 A, dark beige
GTIN (EAN)	4050118372878
Qty.	50 pc(s).

Creation date 21 April 2020 10:32:11 CEST

Catalogue status 17.04.2020 / We reserve the right to make technical changes.

## Data sheet

### A-series AAP13 1.5 LI-LI

**Weidmüller Interface GmbH & Co. KG**

Klingenbergstraße 26

D-32758 Detmold

Germany

Fon: +49 5231 14-0

Fax: +49 5231 14-292083

www.weidmueller.com

## Technical data

### Dimensions and weights

Width	3.5 mm	Width (inches)	0.138 inch
Height	96 mm	Height (inches)	3.78 inch
Depth	47 mm	Depth (inches)	1.85 inch
Depth including DIN rail	48 mm	Net weight	9.019 g

### Temperatures

Storage temperature, max.	40 °C	Storage temperature, min.	10 °C
Storage temperature	10 °C...40 °C	Continuous operating temp., min.	-60 °C
Continuous operating temp., max.	130 °C		

### Material data

Material	Wemid	Colour	dark beige
Colour of operational elements	red / blue	UL 94 flammability rating	V-0

### Rating data IECEx/ATEX

Certificate No. (ATEX)	TUEV17ATEX8030U	Certificate No. (IECEX)	IECEXTUR17.0015U
Max. voltage (ATEX)	220 V	Current (ATEX)	13 A
Wire cross section max. (ATEX)	1.5 mm <sup>2</sup>	Max. voltage (IECEX)	220 V
Current (IECEX)	13 A	Wire cross section max. (IECEX)	1.5 mm <sup>2</sup>
Marking EN 60079-7	Ex eb II C Gb	Ex 2014/34/EU label	II 2 G D

### System specifications

End cover plate required	Yes	Number of potentials	2
Number of levels	1	Number of clamping points per level	6
Number of potentials per tier	2	Levels cross-connected internally	No
PE connection	No	Rail	TS 35
N-function	No	PE function	No
PEN function	No		

### Additional technical data

Installation advice	Rail	Open sides	right
Snap-on	No	Type of fixing	Snap-on
Type of mounting	TS 35	With snap-in pegs	No

### CSA rating data

Certificate No. (CSA)	200039-70089609	Current size B (CSA)	13 A
Current size C (CSA)	13 A	Current size D (CSA)	5 A
Voltage size B (CSA)	150 V	Voltage size C (CSA)	150 V
Voltage size D (CSA)	300 V	Wire cross section max. (CSA)	14 AWG
Wire cross section min. (CSA)	26 AWG		

## Data sheet

### A-series AAP13 1.5 LI-LI

**Weidmüller Interface GmbH & Co. KG**

 Klingenbergstraße 26  
 D-32758 Detmold  
 Germany  
 Fon: +49 5231 14-0  
 Fax: +49 5231 14-292083  
 www.weidmueller.com

## Technical data

### Conductors for clamping (rated connection)

Blade size	0.4 x 2.0 mm	Clamping range, max.	1.5 mm <sup>2</sup>
Clamping range, min.	0.14 mm <sup>2</sup>	Connection cross-section, stranded, max.	1.5 mm <sup>2</sup>
Connection cross-section, stranded, min.	0.5 mm <sup>2</sup>	Connection direction	top
Gauge to IEC 60947-1	A1	Number of connections	6
Stripping length	8 mm	Type of connection	PUSH IN
Wire connection cross section AWG, max.	AWG 14	Wire connection cross section AWG, min.	AWG 26
Wire connection cross section, finely stranded, max.	1.5 mm <sup>2</sup>	Wire connection cross-section, finely stranded with wire-end ferrules DIN 46228/1, max.	1.5 mm <sup>2</sup>
Wire connection cross-section, finely stranded with wire-end ferrules DIN 46228/1, min.	0.5 mm <sup>2</sup>	Wire connection cross-section, finely stranded with wire-end ferrules DIN 46228/4, max.	1 mm <sup>2</sup>
Wire connection cross-section, finely stranded with wire-end ferrules DIN 46228/4, min.	0.5 mm <sup>2</sup>	Wire connection cross-section, finely stranded, min.	0.5 mm <sup>2</sup>
Wire connection cross-section, solid core, max.	1.5 mm <sup>2</sup>	Wire connection cross-section, solid core, min.	0.5 mm <sup>2</sup>

### Rating data

Rated cross-section	1.5 mm <sup>2</sup>	Rated voltage	250 V
Rated current	16 A	Current at maximum wires	16 A
Standards	IEC/EN 60947-7-1:2009	Volume resistance according to IEC 60947-7-x	1.83 mΩ
Power loss in accordance with IEC 60947-7-x	0.56 W	Rated impulse withstand voltage	4 kV
Pollution severity	3	Surge voltage category	III

### UL rating data

Certificate No. (cURus)	E60693	Conductor size Factory wiring max. (cURus)	14 AWG
Conductor size Factory wiring min. (cURus)	26 AWG	Conductor size Field wiring max. (cURus)	14 AWG
Conductor size Field wiring min. (cURus)	26 AWG	Current size B (cURus)	13 A
Current size C (cURus)	13 A	Current size D (cURus)	5 A
Voltage size B (cURus)	150 V	Voltage size C (cURus)	150 V
Voltage size D (cURus)	300 V		

### Classifications

ETIM 6.0	EC000897	ETIM 7.0	EC000897
eClass 9.0	27-14-11-20	eClass 9.1	27-14-11-20
eClass 10.0	27-14-11-20		

## Data sheet

### A-series AAP13 1.5 LI-LI

**Weidmüller Interface GmbH & Co. KG**  
 Klingenbergstraße 26  
 D-32758 Detmold  
 Germany  
 Fon: +49 5231 14-0  
 Fax: +49 5231 14-292083  
 www.weidmueller.com

## Technical data

### Approvals

Approvals



ATEX

ROHS

Conform

### Downloads


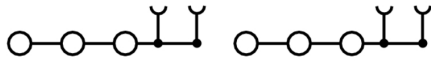
Approval/Certificate/Document of Conformity	<a href="#">Attestation of Conformity</a> <a href="#">IECEX Certificate</a> <a href="#">ATEX Certificate</a> <a href="#">DE_PT0205_20160620_015_ISSUE01.pdf</a>
Brochure/Catalogue	<a href="#">CAT 1 TERM 16/17 EN</a>
Engineering Data	<a href="#">EPLAN, WSCAD, Zuken E3.S</a>
Engineering Data	<a href="#">STEP</a>
Tender specification	<a href="#">Klippon® Connect 1988280000 DE</a> <a href="#">Klippon® Connect 1988280000 EN</a>
User Documentation	<a href="#">NTI AAP13</a> <a href="#">StorageConditionsTerminalBlocks</a> <a href="#">Aderendhülsen für die Klippon® Connect A-Reihe</a> <a href="#">PI Klippon AAP DE</a> <a href="#">PI Klippon AAP EN</a>

### Safety note

Safety notice	<a href="#">Safety Information</a>
---------------	------------------------------------

**Data sheet****A-series  
AAP13 1.5 LI-LI**

**Weidmüller Interface GmbH & Co. KG**  
Klingenbergstraße 26  
D-32758 Detmold  
Germany  
Fon: +49 5231 14-0  
Fax: +49 5231 14-292083  
www.weidmueller.com

**Drawings**



# SCATTERGOOD & JOHNSON LTD

ELECTRICAL ENGINEERING & FLUID CONTROL DISTRIBUTORS

Est.1899

At Scattergood & Johnson Ltd, we pride ourselves on being a technical distributor to specialist industries.

Working with a range of quality product suppliers across a number of specialist markets, we are not your average 'box shifter' - we are your technical and supply chain partner.

We fully support every product we sell - for free! Our internal team and external sales engineers can answer any product or application question, no matter the complexity.

Backing up this technical ability is a range of 50,000+ products available from stock for nationwide next day delivery (same day if required!), or you can collect what you need from any of our trade counters around the UK.

Select your specialist interest below to learn more about how we can help.



Online, In Branch and On the Road - Scattergood & Johnson Ltd, there when you need us.

# [www.scatts.co.uk](http://www.scatts.co.uk)