


Data sheet

A-series AIO21 1.5 SI

Weidmüller Interface GmbH & Co. KG
 Klingenbergstraße 26
 D-32758 Detmold
 Germany
 Fon: +49 5231 14-0
 Fax: +49 5231 14-292083
 www.weidmueller.com

Product image



Signal wiring

Tailored and particularly compact: with our AIO initiator/actuator terminal blocks, you are relying on an application-optimised solution for signal wiring. We also offer you other terminal blocks featuring spring and screw connection technology for signal wiring.

General ordering data

Type	AIO21 1.5 SI
Order No.	1992260000
Version	Initiator/actuator terminal, PUSH IN, 1.5 mm ² , 250 V, 13.5 A, dark beige
GTIN (EAN)	4050118377446
Qty.	100 pc(s).

Creation date 21 April 2020 10:37:58 CEST

Data sheet

A-series AIO21 1.5 SI

Weidmüller Interface GmbH & Co. KG

Klingenbergstraße 26
D-32758 Detmold
Germany
Fon: +49 5231 14-0
Fax: +49 5231 14-292083
www.weidmueller.com

Technical data

Dimensions and weights

Width	3.5 mm	Width (inches)	0.138 inch
Height	80 mm	Height (inches)	3.15 inch
Depth	42 mm	Depth (inches)	1.654 inch
Depth including DIN rail	43 mm	Net weight	6.54 g

Temperatures

Storage temperature, max.	40 °C	Storage temperature, min.	10 °C
Storage temperature	10 °C...40 °C	Continuous operating temp., min.	-60 °C
Continuous operating temp., max.	130 °C		

Material data

Material	Wemid	Colour	dark beige
Colour of operational elements	blue, red, white	UL 94 flammability rating	V-0

Rating data IECEx/ATEX

Certificate No. (ATEX)	TUEV17ATEX8031U	Certificate No. (IECEX)	IECEXTUR17.0016U
Max. voltage (ATEX)	220 V	Current (ATEX)	12 A
Wire cross section max. (ATEX)	1.5 mm ²	Max. voltage (IECEX)	220 V
Current (IECEX)	12 A	Wire cross section max. (IECEX)	1.5 mm ²
Marking EN 60079-7	Ex eb II C Gb	Ex 2014/34/EU label	II 2 G D

System specifications

End cover plate required	Yes	Number of potentials	3
Number of levels	2	Levels cross-connected internally	No
PE connection	No	Rail	TS 35
N-function	Yes	PE function	No
PEN function	No		

Additional technical data

Installation advice	Rail	Open sides	right
Snap-on	No	Type of fixing	Snap-on
Type of mounting	TS 35	With snap-in pegs	No

CSA rating data

Certificate No. (CSA)	200039-70089609	Current size D (CSA)	13 A
Voltage size D (CSA)	150 V	Wire cross section max. (CSA)	14 AWG
Wire cross section min. (CSA)	26 AWG		

Data sheet

A-series AIO21 1.5 SI

Weidmüller Interface GmbH & Co. KG
 Klingenbergstraße 26
 D-32758 Detmold
 Germany
 Fon: +49 5231 14-0
 Fax: +49 5231 14-292083
 www.weidmueller.com

Technical data

Conductors for clamping (rated connection)

Blade size	0.4 x 2.0 mm	Clamping range, max.	1.5 mm ²
Clamping range, min.	0.14 mm ²	Connection cross-section, stranded, max.	1.5 mm ²
Connection cross-section, stranded, min.	0.5 mm ²	Connection direction	top
Gauge to IEC 60947-1	A1	Number of connections	4
Stripping length	8 mm	Type of connection	PUSH IN
Wire connection cross section AWG, max.	AWG 14	Wire connection cross section AWG, min.	AWG 26
Wire connection cross section, finely stranded, max.	1.5 mm ²	Wire connection cross-section, finely stranded with wire-end ferrules DIN 46228/1, max.	1.5 mm ²
Wire connection cross-section, finely stranded with wire-end ferrules DIN 46228/1, min.	0.5 mm ²	Wire connection cross-section, finely stranded with wire-end ferrules DIN 46228/4, max.	1 mm ²
Wire connection cross-section, finely stranded with wire-end ferrules DIN 46228/4, min.	0.5 mm ²	Wire connection cross-section, finely stranded, min.	0.5 mm ²
Wire connection cross-section, solid core, max.	1.5 mm ²	Wire connection cross-section, solid core, min.	0.5 mm ²

PE rating data

PEN function	No
--------------	----

Rating data

Rated cross-section	1.5 mm ²	Rated voltage	250 V
Rated current	13.5 A	Current at maximum wires	13.5 A
Standards	In accordance with IEC 60947-7-1	Volume resistance according to IEC 60947-7-x	1.83 mΩ
Power loss in accordance with IEC 60947-7-x	0.56 W	Rated impulse withstand voltage	4 kV
Pollution severity	3	Surge voltage category	III

UL rating data

Certificate No. (cURus)	E60693	Conductor size Factory wiring max. (cURus)	14 AWG
Conductor size Factory wiring min. (cURus)	26 AWG	Conductor size Field wiring max. (cURus)	14 AWG
Conductor size Field wiring min. (cURus)	26 AWG	Current size D (cURus)	13 A
Voltage size D (cURus)	150 V		

Classifications

ETIM 6.0	EC000900	ETIM 7.0	EC000900
eClass 9.0	27-14-11-28	eClass 9.1	27-14-11-28
eClass 10.0	27-14-11-28		

Product information

Product information	For the wire end ferrules H1/10 and H1.5/10 a stripping length of 10 mm is to apply.
---------------------	--

Creation date 21 April 2020 10:37:58 CEST

Catalogue status 17.04.2020 / We reserve the right to make technical changes.

Data sheet

A-series AIO21 1.5 SI

Weidmüller Interface GmbH & Co. KG
 Klingenbergstraße 26
 D-32758 Detmold
 Germany
 Fon: +49 5231 14-0
 Fax: +49 5231 14-292083
 www.weidmueller.com

Technical data

Approvals

Approvals



ROHS

Conform

Downloads

Approval/Certificate/Document of Conformity	Attestation of Conformity IECEX Certificate ATEX Certificate CB Test Certificate CB Certificate DE_PT0204_20160620_034_ISSUE01.pdf
Brochure/Catalogue	CAT 1 TERM 16/17 EN
Engineering Data	EPLAN, WSCAD, Zuken E3.S
Engineering Data	STEP
Tender specification	Klippon® Connect 1992260000 DE Klippon® Connect 1992260000 EN
User Documentation	NTI_AIO21_1.5_SI.pdf StorageConditionsTerminalBlocks Aderendhülsen für die Klippon® Connect A-Reihe

Safety note


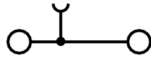
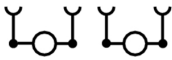
Safety notice	Safety Information
---------------	------------------------------------

Data sheet

A-series
AIO21 1.5 SI

Weidmüller Interface GmbH & Co. KG
Klingenbergstraße 26
D-32758 Detmold
Germany
Fon: +49 5231 14-0
Fax: +49 5231 14-292083
www.weidmueller.com

Drawings





SCATTERGOOD & JOHNSON LTD

ELECTRICAL ENGINEERING & FLUID CONTROL DISTRIBUTORS

Est.1899

At Scattergood & Johnson Ltd, we pride ourselves on being a technical distributor to specialist industries.

Working with a range of quality product suppliers across a number of specialist markets, we are not your average 'box shifter' - we are your technical and supply chain partner.

We fully support every product we sell - for free! Our internal team and external sales engineers can answer any product or application question, no matter the complexity.

Backing up this technical ability is a range of 50,000+ products available from stock for nationwide next day delivery (same day if required!), or you can collect what you need from any of our trade counters around the UK.

Select your specialist interest below to learn more about how we can help.



Online, In Branch and On the Road - Scattergood & Johnson Ltd, there when you need us.

www.scatts.co.uk