


DATASHEET - M22-CKC10




Contact element, 1N/O, base fixing, 6. contact, spring clamp connection




Powering Business Worldwide™

Part no. M22-CKC10
Catalog No. 216386
Alternate Catalog No. M22-CKC10Q
EL-Nummer (Norway) 4355769


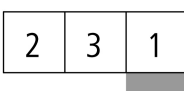
Delivery program

| | | |
|----------------------------|--|--|
| Basic function accessories | | Contact elements |
| Description | | Cage Clamp is a registered trademark of Wago Kontakttechnik GmbH/Minden, Germany |
| Connection technique | | Cage Clamp |
| Fixing | | Base fixing |
| Degree of Protection | | IP20 |
| Connection to SmartWire-DT | | no |
| Approval | |  |

Contacts

| | | |
|---------------------|--|--|
| N/O = Normally open | | 1 N/O |
| Contact sequence | |  |

Contact travel diagram, stroke in connection with front element

| | | |
|----------------------|--|--|
| Contact diagram | |  |
| Configuration | |  |
| Connection type | | Single contact |
| Connection technique | | Cage Clamp |

Notes
 Up to 3 off per enclosure base

Technical data

General

| | | | |
|---|--------------|-----------------|--|
| Standards | | | IEC 60947-5-1 |
| Lifespan, mechanical | Operations | $\times 10^6$ | > 5 |
| Operating frequency | Operations/h | | ≤ 3600 |
| Actuating force | | n | ≤ 5 |
| Degree of Protection | | | IP20 |
| Climatic proofing | | | Damp heat, constant, to IEC 60068-2-78 Damp heat, cyclic, to IEC 60068-2-30 |
| Ambient temperature | | | |
| Open | | °C | -25 - +70 |
| Mechanical shock resistance to IEC 60068-2-27 Shock duration 11 ms, half-sinusoidal | | g | > 30 |
| Terminal capacities | | mm ² | |
| Solid | | mm ² | 0.75 - 2.5 |
| Stranded | | mm ² | 0.5 - 2.5 |
| Flexible with ferrule | | mm ² | 0.5 - 1.5 |

Contacts

| | | | |
|---------------------------------------|-----------|-------------------|---|
| Rated impulse withstand voltage | U_{imp} | V AC | 6000 |
| Rated insulation voltage | U_i | V | 500 |
| Overvoltage category/pollution degree | | | III/3 |
| Control circuit reliability | | | |
| at 24 V DC/5 mA | H_F | Fault probability | $< 10^{-7}$ (i.e. 1 failure to 10^7 operations) |
| at 5 V DC/1 mA | H_F | Fault probability | $< 5 \times 10^{-6}$ (i.e. 1 failure in 5×10^6 operations) |
| Max. short-circuit protective device | | | |
| Fuseless | | Type | PKZM0-10/FAZ-B6/1 |
| Fuse | gG/gL | A | 10 |

Switching capacity

| | | | |
|---------------------------|------------|---------------|-----|
| Rated operational current | I_e | A | |
| AC-15 | | | |
| 115 V | I_e | A | 6 |
| 220 V 230 V 240 V | I_e | A | 6 |
| 380 V 400 V 415 V | I_e | A | 4 |
| 500 V | I_e | A | 2 |
| DC-13 | | | |
| 24 V | I_e | A | 3 |
| 42 V | I_e | A | 1.7 |
| 60 V | I_e | A | 1.2 |
| 110 V | I_e | A | 0.8 |
| 220 V | I_e | A | 0.3 |
| Lifespan, electrical | | | |
| AC-15 | | | |
| 230 V/0.5 A | Operations | $\times 10^6$ | 1.6 |
| 230 V/1.0 A | Operations | $\times 10^6$ | 1 |
| 230 V/3.0 A | Operations | $\times 10^6$ | 0.7 |
| DV-13 | | | |
| 12 V/2.8 A | Operations | $\times 10^6$ | 1.2 |

Design verification as per IEC/EN 61439

| | | | |
|--|-----------|---|------|
| Technical data for design verification | | | |
| Rated operational current for specified heat dissipation | I_n | A | 6 |
| Heat dissipation per pole, current-dependent | P_{vid} | W | 0.11 |
| Equipment heat dissipation, current-dependent | P_{vid} | W | 0 |

| | | | |
|--|-------------------|----|--|
| Static heat dissipation, non-current-dependent | P _{vs} | W | 0 |
| Heat dissipation capacity | P _{diss} | W | 0 |
| Operating ambient temperature min. | | °C | -25 |
| Operating ambient temperature max. | | °C | 70 |
| IEC/EN 61439 design verification | | | |
| 10.2 Strength of materials and parts | | | |
| 10.2.2 Corrosion resistance | | | Meets the product standard's requirements. |
| 10.2.3.1 Verification of thermal stability of enclosures | | | Meets the product standard's requirements. |
| 10.2.3.2 Verification of resistance of insulating materials to normal heat | | | Meets the product standard's requirements. |
| 10.2.3.3 Verification of resistance of insulating materials to abnormal heat and fire due to internal electric effects | | | Meets the product standard's requirements. |
| 10.2.4 Resistance to ultra-violet (UV) radiation | | | Meets the product standard's requirements. |
| 10.2.5 Lifting | | | Does not apply, since the entire switchgear needs to be evaluated. |
| 10.2.6 Mechanical impact | | | Does not apply, since the entire switchgear needs to be evaluated. |
| 10.2.7 Inscriptions | | | Meets the product standard's requirements. |
| 10.3 Degree of protection of ASSEMBLIES | | | Does not apply, since the entire switchgear needs to be evaluated. |
| 10.4 Clearances and creepage distances | | | Meets the product standard's requirements. |
| 10.5 Protection against electric shock | | | Does not apply, since the entire switchgear needs to be evaluated. |
| 10.6 Incorporation of switching devices and components | | | Does not apply, since the entire switchgear needs to be evaluated. |
| 10.7 Internal electrical circuits and connections | | | Is the panel builder's responsibility. |
| 10.8 Connections for external conductors | | | Is the panel builder's responsibility. |
| 10.9 Insulation properties | | | |
| 10.9.2 Power-frequency electric strength | | | Is the panel builder's responsibility. |
| 10.9.3 Impulse withstand voltage | | | Is the panel builder's responsibility. |
| 10.9.4 Testing of enclosures made of insulating material | | | Is the panel builder's responsibility. |
| 10.10 Temperature rise | | | The panel builder is responsible for the temperature rise calculation. Eaton will provide heat dissipation data for the devices. |
| 10.11 Short-circuit rating | | | Is the panel builder's responsibility. The specifications for the switchgear must be observed. |
| 10.12 Electromagnetic compatibility | | | Is the panel builder's responsibility. The specifications for the switchgear must be observed. |
| 10.13 Mechanical function | | | The device meets the requirements, provided the information in the instruction leaflet (IL) is observed. |

Technical data ETIM 7.0

| | | | |
|--|--|---|-------------------------|
| Low-voltage industrial components (EG000017) / Auxiliary contact block (EC000041) | | | |
| Electric engineering, automation, process control engineering / Low-voltage switch technology / Component for low-voltage switching technology / Auxiliary switch block (ecl@ss10.0.1-27-37-13-02 [AKN342013]) | | | |
| Number of contacts as change-over contact | | | 0 |
| Number of contacts as normally open contact | | | 1 |
| Number of contacts as normally closed contact | | | 0 |
| Number of fault-signal switches | | | 0 |
| Rated operation current I _e at AC-15, 230 V | | A | 6 |
| Type of electric connection | | | Spring clamp connection |
| Model | | | Top mounting |
| Mounting method | | | Floor fastening |
| Lamp holder | | | None |

Approvals

| | | | |
|-----------------------------|--|--|--|
| Product Standards | | | IEC/EN 60947-5; UL 508; CSA-C22.2 No. 14-05; CSA-C22.2 No. 94-91; CE marking |
| UL File No. | | | E29184 |
| UL Category Control No. | | | NKCR |
| CSA File No. | | | 012528 |
| CSA Class No. | | | 3211-03 |
| North America Certification | | | UL listed, CSA certified |
| Degree of Protection | | | UL/CSA Type: - |

Dimensions

Pushbutton with M22-(C)K...
Pushbutton with M22-(C) LED... + M22-XLED...



SCATTERGOOD & JOHNSON LTD

ELECTRICAL ENGINEERING & FLUID CONTROL DISTRIBUTORS

Est.1899

At Scattergood & Johnson Ltd, we pride ourselves on being a technical distributor to specialist industries.

Working with a range of quality product suppliers across a number of specialist markets, we are not your average 'box shifter' - we are your technical and supply chain partner.

We fully support every product we sell - for free! Our internal team and external sales engineers can answer any product or application question, no matter the complexity.

Backing up this technical ability is a range of 50,000+ products available from stock for nationwide next day delivery (same day if required!), or you can collect what you need from any of our trade counters around the UK.

Select your specialist interest below to learn more about how we can help.



Online, In Branch and On the Road - Scattergood & Johnson Ltd, there when you need us.

www.scatts.co.uk