



DATASHEET - M22-XD-G-X1


Button plate, flat green, I

Part no. M22-XD-G-X1
Catalog No. 218165
Alternate Catalog No. M22-XD-G-X1Q
EL-Nummer (Norway) 4356928

Delivery program

Product range		Accessories
Basic function accessories		Button plates for pushbutton actuators
Description		≤ 5 characters: letter height 5 mm > 5 characters: letter height 3 mm
Design		Flush
Name		START
Selection to		Symbol
For use with		M22(S)-D-X M22(S)-DR-X M22-DG-X M30C-FD-X M30C-FDR-X
Colour, symbol		
Connection to SmartWire-DT		no

Technical data

General

Ambient temperature		
Open	°C	-25 - +70

Design verification as per IEC/EN 61439

Technical data for design verification			
Rated operational current for specified heat dissipation	I_n	A	0
Heat dissipation per pole, current-dependent	P_{vid}	W	0
Equipment heat dissipation, current-dependent	P_{vid}	W	0
Static heat dissipation, non-current-dependent	P_{vs}	W	0
Heat dissipation capacity	P_{diss}	W	0
Operating ambient temperature min.		°C	-25
Operating ambient temperature max.		°C	70
IEC/EN 61439 design verification			
10.2 Strength of materials and parts			
10.2.2 Corrosion resistance			Meets the product standard's requirements.
10.2.3.1 Verification of thermal stability of enclosures			Meets the product standard's requirements.
10.2.3.2 Verification of resistance of insulating materials to normal heat			Meets the product standard's requirements.
10.2.3.3 Verification of resistance of insulating materials to abnormal heat and fire due to internal electric effects			Meets the product standard's requirements.
10.2.4 Resistance to ultra-violet (UV) radiation			Please enquire
10.2.5 Lifting			Does not apply, since the entire switchgear needs to be evaluated.
10.2.6 Mechanical impact			Does not apply, since the entire switchgear needs to be evaluated.
10.2.7 Inscriptions			Meets the product standard's requirements.
10.3 Degree of protection of ASSEMBLIES			Does not apply, since the entire switchgear needs to be evaluated.
10.4 Clearances and creepage distances			Meets the product standard's requirements.

10.5 Protection against electric shock		Does not apply, since the entire switchgear needs to be evaluated.
10.6 Incorporation of switching devices and components		Does not apply, since the entire switchgear needs to be evaluated.
10.7 Internal electrical circuits and connections		Is the panel builder's responsibility.
10.8 Connections for external conductors		Is the panel builder's responsibility.
10.9 Insulation properties		
10.9.2 Power-frequency electric strength		Is the panel builder's responsibility.
10.9.3 Impulse withstand voltage		Is the panel builder's responsibility.
10.9.4 Testing of enclosures made of insulating material		Is the panel builder's responsibility.
10.10 Temperature rise		Not applicable.
10.11 Short-circuit rating		Is the panel builder's responsibility. The specifications for the switchgear must be observed.
10.12 Electromagnetic compatibility		Is the panel builder's responsibility. The specifications for the switchgear must be observed.
10.13 Mechanical function		The device meets the requirements, provided the information in the instruction leaflet (IL) is observed.

Technical data ETIM 7.0

Low-voltage industrial components (EG000017) / Legend plate for control circuit devices (EC000621)

Electric engineering, automation, process control engineering / Low-voltage switch technology / Command and alarm device / Button plate for command and alarm devices (ecl@ss10.0.1-27-37-12-24 [AKF042014])

Shape		Round
Construction type		Flat
Colour		Green
Imprint		Other
Imprint ISO symbols		"Symbol "" I ""
Engravable		No
Programme diameter	mm	22
Width	mm	0
Height	mm	0
Outer diameter	mm	22.5
Suitable for push button		Yes
Suitable for illuminated push buttons		No
Suitable for indicator light		No
Mushroom head push button		No
Suitable for signalling lamp		No
Suitable for selector switch		No

Approvals

North America Certification		UL/CSA certification not required
-----------------------------	--	-----------------------------------



SCATTERGOOD & JOHNSON LTD

ELECTRICAL ENGINEERING & FLUID CONTROL DISTRIBUTORS

Est.1899

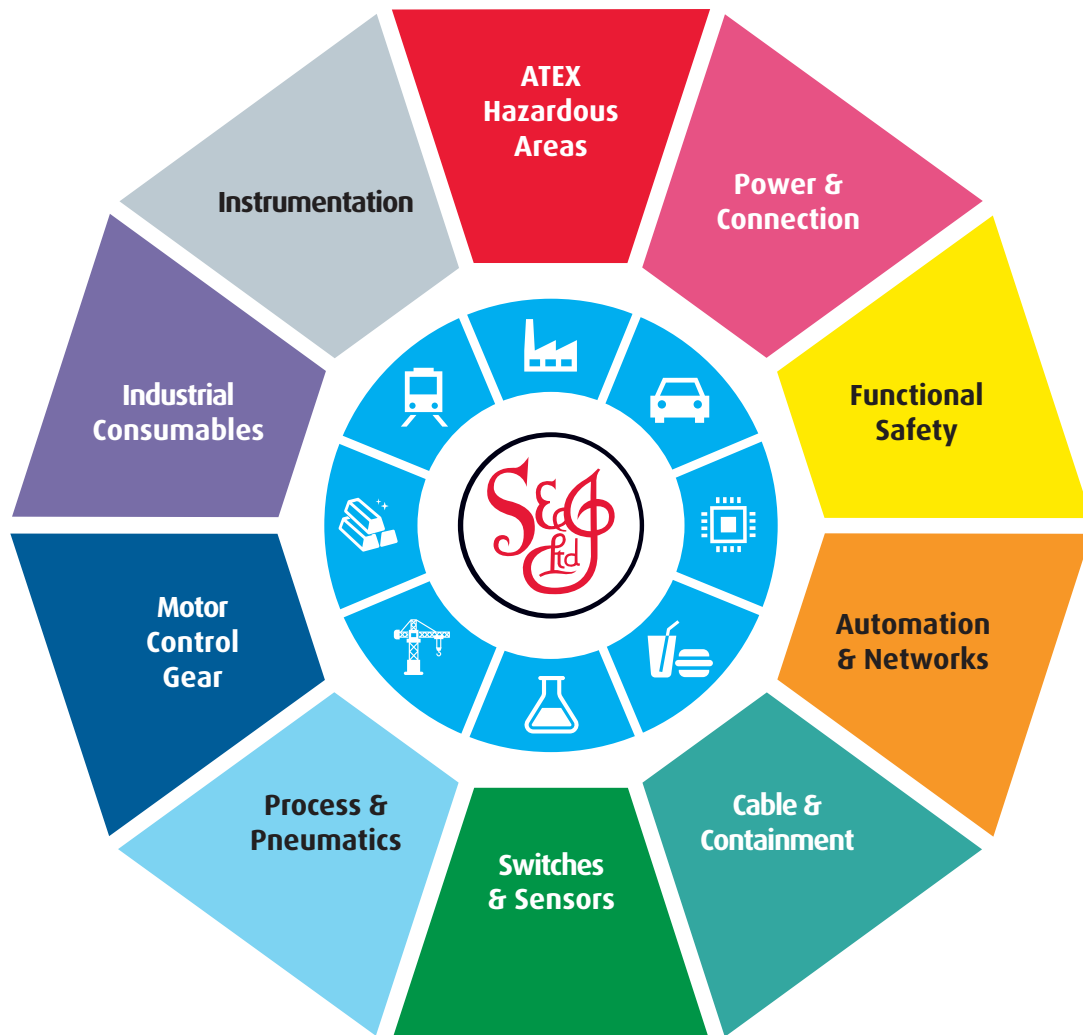
At Scattergood & Johnson Ltd, we pride ourselves on being a technical distributor to specialist industries.

Working with a range of quality product suppliers across a number of specialist markets, we are not your average 'box shifter' - we are your technical and supply chain partner.

We fully support every product we sell - for free! Our internal team and external sales engineers can answer any product or application question, no matter the complexity.

Backing up this technical ability is a range of 50,000+ products available from stock for nationwide next day delivery (same day if required!), or you can collect what you need from any of our trade counters around the UK.

Select your specialist interest below to learn more about how we can help.



Online, In Branch and On the Road - Scattergood & Johnson Ltd, there when you need us.

www.scatts.co.uk